

Supplementary Protectors

Additional components for 5SX2

Accessories

Additional components

- Individually retrofittable.

Auxiliary switches (AS) and fault signal contacts (FC)

- Auxiliary switch 5SX9100 UL recognized to UL1077
- Assembly with factory-fitted clips
- Max. contact load:
6 A, 230 V AC, AC-15
1 A, 220 V DC, DC-13
acc. to DIN VDE 0660
Part 200, EN 60 947-5-1, DIN
VDE 0640, and EN62019
- Short-circuit protection via
5SX supplementary protec-
tors; with $I_n = 6$ A or gL 6 fus-
es.

Application

Remote indication of the minia-
ture circuit-breaker's switching
state:

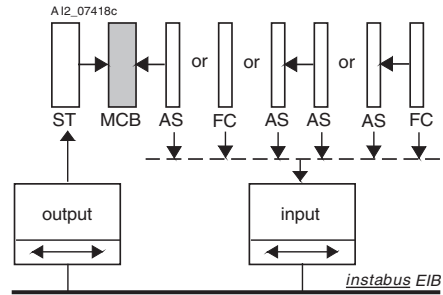
- AS: ON/OFF
- FS: tripped.

Shunt trips (ST)





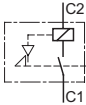
- Assembly with enclosed
screws
- Applicable for voltages of
110 to 415 V AC
- Short-circuit protection via
5SX...-7 supplementary pro-
tectors with $I_n \geq 16$ A.

Application

- Remote tripping of the supple-
mentary protectors.



Selection and ordering data

	MW	Order No.	Price	Weight 1 item	Pack. unit		
			1 item	kg	Items		
	Auxiliary switches (AS)¹⁾ 	1 NO + 1 NC	0.5	5SX9 100	0.040	1	
		2 NO		5SX9 101			
		2 NC		5SX9 102			
		Fault signal contacts (FC)¹⁾ 	1 NO + 1 NC	0.5	5SX9 200	0.040	1
			2 NO		5SX9 201		
			2 NC		5SX9 202		
	1	5SX9 300		0.141	1		
Shunt trip (ST)¹⁾ 100% ED 							

1) Without UL 1077 or CSA 22.2 No. 235-M 89 except
5SX9100