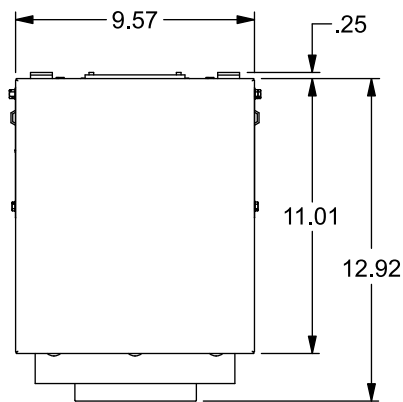


Catalog Numbers

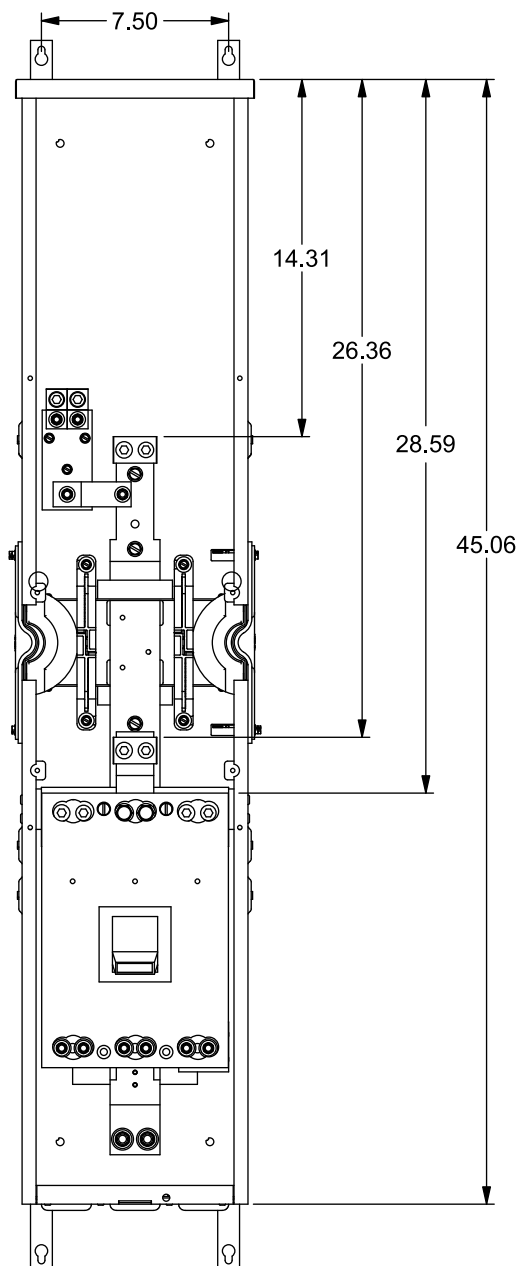
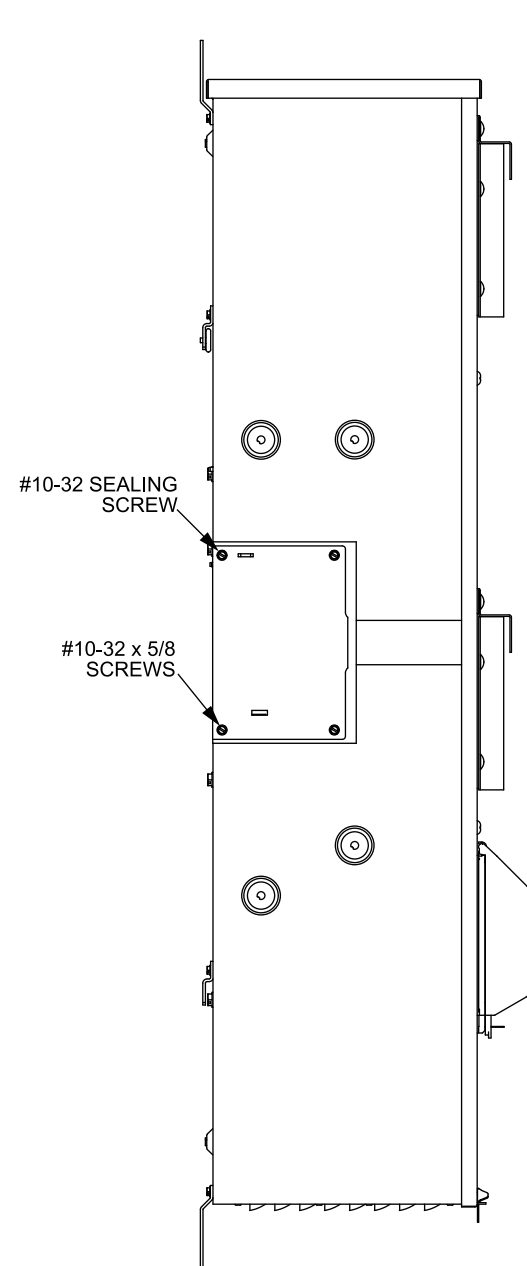
Catalog No.	Amperage Rating	Max. Interrupting Rating
3 PHASE, 4 WIRE, 240V AC MAX		
WB3450TNH	450	65,000
WB3450TUNH	450	100,000
WB3500TNH	500	65,000
WB3500TUNH	500	100,000
WB3600TNH	600	65,000
WB3600TUNH	600	100,000



- TYPE 3R OUTDOOR ENCLOSURE
- MAIN BUS RATING: 1200A MAX., 240V AC Max.
- 3 PHASE
- FOR OVERHEAD SERVICE ONLY
- MOUNTING RAILS AND ADJUSTABLE BRACKETS FOR SECURE MOUNTING



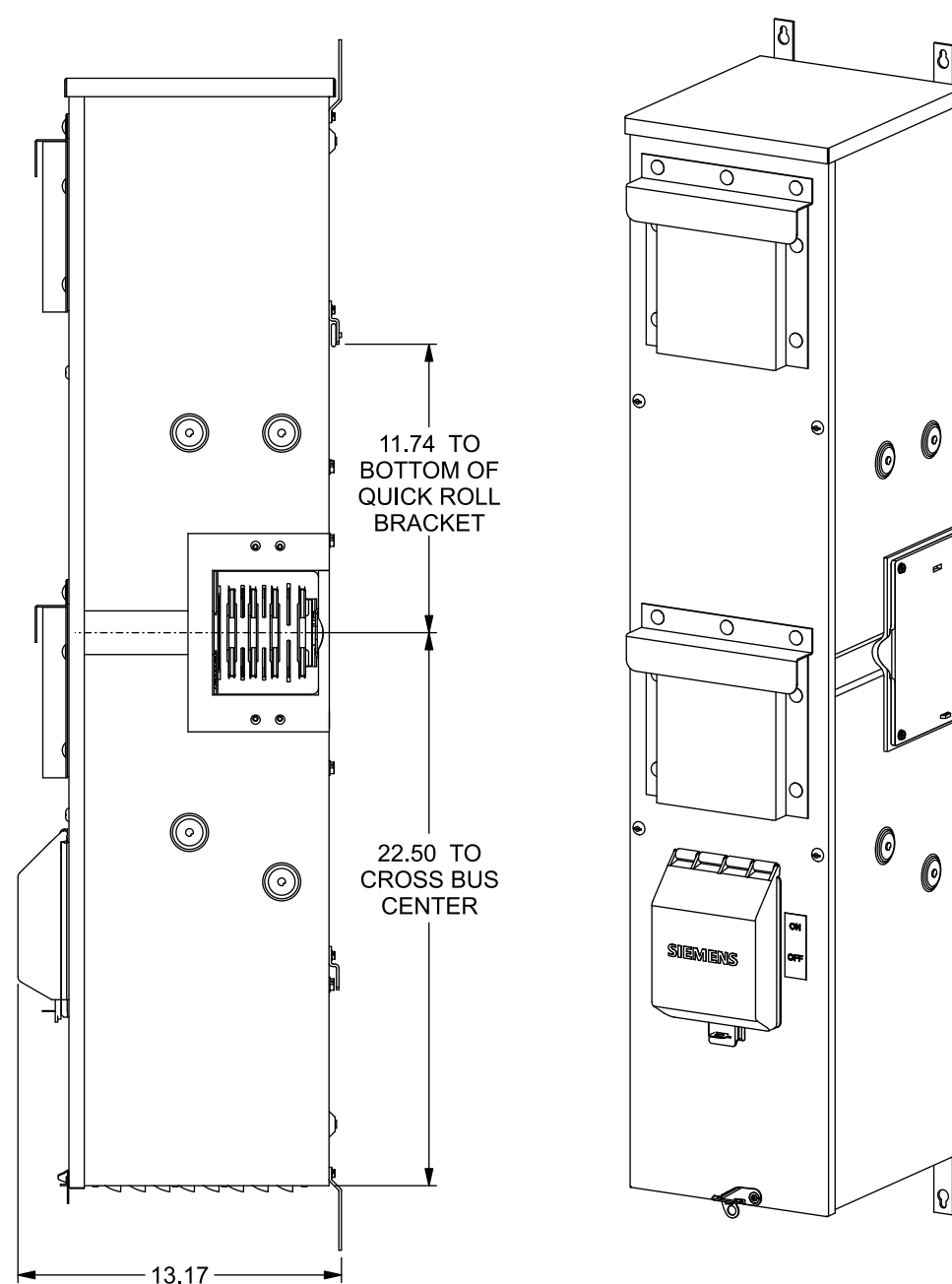
FRONT VIEW SHOWN WITH COVER AND SHIELDS REMOVED



Accessories

Ground Bar Kit ECLX069M
 Ground Lug Kit (3 Position) ECGLK3300, (3) #6-300kcmil, Torque 250 lb-in
 Ground Lug Kit (6 Position) ECGLK6300, (6) #6-300kcmil, Torque 250 lb-in
 Breaker Lug Kit (factory installed) LK32500 (kit includes 4 lugs)

Equip Ground Acc'y Cat. No. ECLX069M	
Small Terminals	Large Terminals
Wire Range / Torque	Wire Range / Torque
10-14 AWG 20 lb-in	10-14 AWG 35 lb-in
8 AWG 25 lb-in	8 AWG 40 lb-in
6 AWG 35 lb-in	1/0-6 AWG . 45 lb-in



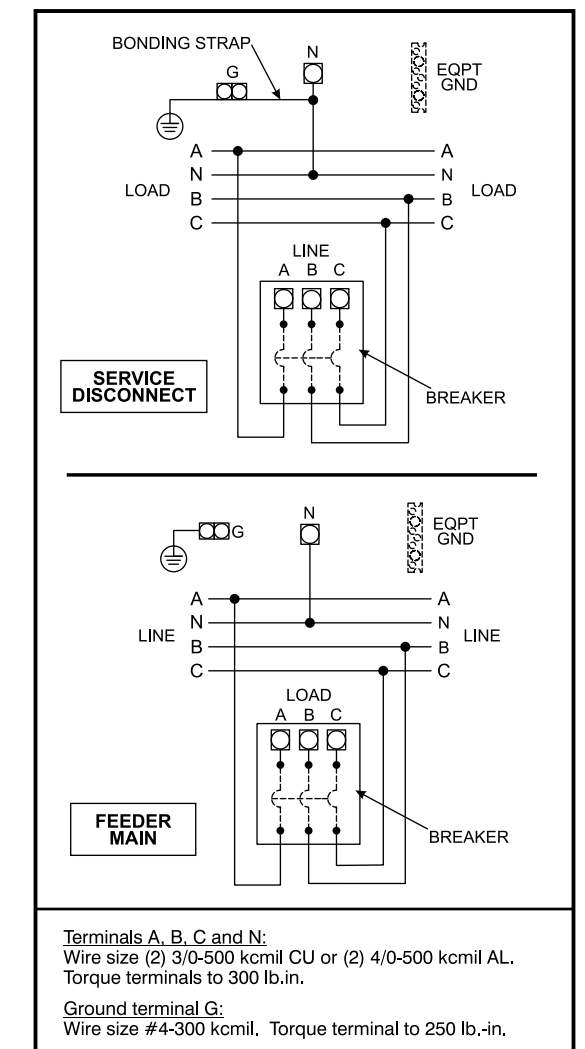
Additional Modules

IMPORTANT - for use with:

Module Description	Siemens Series#
Main Breakers	WB(M), WEB(M), WXB, BFT
Switches	WMP, WS, WES, WXS
Tap/Terminal Boxes	WTB, WET, WT_PU, WTBN, WBT
Pull Boxes	WMMB
Meter Module	(W)MM, (W)MT, (W)ML, (W)MK, (W)MLZ(F), (W)MN
Meter Combinations	WC, WCL, WCT,
Extension Box	WSP, WSPD
Bussed Elbow	BE, WELB

Connect Modules Using:	Catalog Number / Torque
QuickConnect	QC4, Torque 400-440 lb-in (35-36 ft.-lb.)

Schematic



© 2018 Copyright Siemens Industry, Inc.

SIEMENS
 Siemens Industry, Inc.

PowerMod™ Breaker Mains

Description: **450-600A, 3 Phase, No Hub Openings, Top Feed Skinny Mains**

KAM 8/6/18 DO NOT SCALE DRAWING Dwg. No. **WB3450TNH-WB3600TUNH**