

# ALPHA FIX Terminal Blocks

## ALPHA FIX 8WA and 8WH Terminals with Screw Connection

### Neutral isolating and branch terminals

#### Overview



Neutral isolating terminals allow an insulation test to be performed without disconnecting the neutral conductor according to DIN VDE 0108 and DIN VDE 0100 (Standards for the installation of electric power equipment).

The branch terminals are used for the connection of lines (L), for example for power supplies, to the 6 mm x 6 mm busbar.

The rated voltage between two branch terminals (1 slide open) is 289 V.

When they are used as shield terminals according to DIN VDE 0160, they provide isolation between the central reference point (shield connection conductor) and the PE conductor.

#### Selection and ordering data



Version	Order No.	Price	PG	PS* P. unit	
		1 unit		Unit(s)	
<b>General details</b>					
<ul style="list-style-type: none"> <li>With 1 screw terminal as well as connection to the neutral conductor bar or 6 mm x 6 mm busbar according to DIN 1761</li> <li>Insulating body made of blue or beige thermoplastic</li> <li>Enclosed on both sides</li> </ul>					
Note	Section	Page			
For labeling accessories see ...	Accessories	6/2			
<b>Terminal size 2.5 mm<sup>2</sup></b>					
 <p>8WA1 011-1NF01</p>	<b>Neutral isolating terminals, terminal size 2.5 mm<sup>2</sup></b>				
	<ul style="list-style-type: none"> <li>Blue</li> <li>Rated uninterrupted current 24 A</li> <li>Rated insulation voltage 500 V</li> <li>Mounting width 6 mm</li> <li>Terminal height 35 mm</li> <li>Terminal length 55 mm</li> <li>With built-in test socket in the fixed part of the terminal</li> <li>AWG 22-12</li> <li>AWG 22-12</li> </ul>				
	Accessories	Section	Page		
	<b>Covers, for link rails</b>	Accessories	1/23	<b>8WA1 011-1NF01</b>	041 50
	<b>N/NP busbars</b>	Accessories	1/23	<b>8WA1 822-7AX00</b>	041 10
	<b>Label mounts</b>	Accessories	1/23	<b>8GF9 324-2</b>	042 10
<b>Bars, flat copper</b>	Accessories	1/23	<b>3TX4 210-OJ</b>	101 100	
			<b>8WC5 120</b>	103 1	
<b>Branch terminals, terminal size 2.5 mm<sup>2</sup></b>					
<ul style="list-style-type: none"> <li>Beige</li> <li>Isolating distance 400 V</li> <li>Mounting width 6 mm</li> <li>Terminal height 35 mm</li> <li>Terminal length 55 mm</li> <li>With built-in test socket in the fixed part of the terminal</li> <li>Isolating distance</li> <li>AWG 22-12</li> <li>AWG 22-12</li> </ul>					
Accessories	Section	Page			
<b>Covers, for link rails</b>	Accessories	1/23	<b>8WA1 011-1NF02</b>	041 50	
<b>N/NP busbars</b>	Accessories	1/23	<b>8WA1 822-7AX00</b>	041 10	
<b>Label mounts</b>	Accessories	1/23	<b>8GF9 324-2</b>	042 10	
<b>Bars, flat copper</b>	Accessories	1/23	<b>3TX4 210-OJ</b>	101 100	
			<b>8WC5 120</b>	103 1	
<b>Terminal size 4 mm<sup>2</sup></b>					
 <p>8WA1 011-1NG31</p>	<b>Neutral isolating terminals, terminal size 4 mm<sup>2</sup></b>				
	<ul style="list-style-type: none"> <li>Blue</li> <li>Rated uninterrupted current 32 A</li> <li>Rated insulation voltage 500 V</li> <li>Mounting width 6.5 mm</li> <li>Terminal height 35 mm</li> <li>Terminal length 55 mm</li> <li>With built-in test socket in the fixed part of the terminal</li> <li>AWG 18-10</li> <li>AWG 18-10</li> </ul>				
	Accessories	Section	Page		
	<b>Covers, for link rails</b>	Accessories	1/23	<b>8WA1 011-1NG31</b>	041 50
	<b>Feeder terminals, for neutral conductor busbars</b>	Accessories	1/23	<b>8WA1 822-7AX00</b>	041 10
	<b>N/NP busbars</b>	Accessories	1/23	<b>8WA2 867</b>	041 50
<b>Label mounts</b>	Accessories	1/23	<b>8GF9 324-2</b>	042 10	
<b>Bars, flat copper</b>	Accessories	1/23	<b>3TX4 210-OJ</b>	101 100	
			<b>8WC5 120</b>	103 1	

\* See pages 7/9 through 7/12 for 8WA package size requirements.

# ALPHA FIX Terminal Blocks

## ALPHA FIX 8WA and 8WH Terminals with Screw Connection




### Neutral isolating and branch terminals

Version	Order No.	Price	PG	PS* P. unit																		
		1 unit		Unit(s)																		
<b>Branch terminals, terminal size 4 mm<sup>2</sup></b> <ul style="list-style-type: none"> <li>• Beige</li> <li>• Isolating distance 400 V</li> <li>• Mounting width 6.5 mm</li> <li>• With built-in test socket in the fixed part of the terminal</li> <li>• Isolating distance</li> <li>• <b>AWG</b> 18-10</li> <li>• <b>AWG</b> 18-10</li> </ul>	<b>8WA1 011-1NG32</b>		041	50																		
<table border="1"> <thead> <tr> <th>Accessories</th> <th>Section</th> <th>Page</th> </tr> </thead> <tbody> <tr> <td><b>Covers, for link rails</b></td> <td>Accessories</td> <td>1/23</td> </tr> <tr> <td><b>N/NP busbars</b></td> <td>Accessories</td> <td>1/23</td> </tr> <tr> <td><b>Label mounts</b></td> <td>Accessories</td> <td>1/23</td> </tr> <tr> <td><b>Bars, flat copper</b></td> <td>Accessories</td> <td>1/23</td> </tr> </tbody> </table>	Accessories	Section	Page	<b>Covers, for link rails</b>	Accessories	1/23	<b>N/NP busbars</b>	Accessories	1/23	<b>Label mounts</b>	Accessories	1/23	<b>Bars, flat copper</b>	Accessories	1/23	<b>8WA1 822-7AX00</b> <b>8GF9 324-2</b> <b>3TX4 210-0J</b> <b>8WC5 120</b>		041 042 101 103	10 10 100 1			
Accessories	Section	Page																				
<b>Covers, for link rails</b>	Accessories	1/23																				
<b>N/NP busbars</b>	Accessories	1/23																				
<b>Label mounts</b>	Accessories	1/23																				
<b>Bars, flat copper</b>	Accessories	1/23																				
<b>Terminal size 6 mm<sup>2</sup></b>																						
 <p>8WA1 011-1NH01</p>	<b>Neutral isolating terminals, terminal size 6 mm<sup>2</sup></b> <ul style="list-style-type: none"> <li>• Blue</li> <li>• Rated uninterrupted current 41 A</li> <li>• Rated insulation voltage 500 V</li> <li>• Mounting width 8 mm</li> <li>• Terminal height 35 mm</li> <li>• Terminal length 55 mm</li> <li>• With built-in test socket in the fixed part of the terminal</li> <li>• <b>AWG</b> 14-8</li> <li>• <b>AWG</b> 14-8</li> </ul>	<b>8WA1 011-1NH01</b>	041	50																		
<table border="1"> <thead> <tr> <th>Accessories</th> <th>Section</th> <th>Page</th> </tr> </thead> <tbody> <tr> <td><b>Covers, for link rails</b></td> <td>Accessories</td> <td>1/23</td> </tr> <tr> <td><b>N/NP busbars</b></td> <td>Accessories</td> <td>1/23</td> </tr> <tr> <td><b>Label mounts</b></td> <td>Accessories</td> <td>1/23</td> </tr> <tr> <td><b>Bars, flat copper</b></td> <td>Accessories</td> <td>1/23</td> </tr> </tbody> </table>	Accessories	Section	Page	<b>Covers, for link rails</b>	Accessories	1/23	<b>N/NP busbars</b>	Accessories	1/23	<b>Label mounts</b>	Accessories	1/23	<b>Bars, flat copper</b>	Accessories	1/23	<b>8WA1 822-7AX00</b> <b>8GF9 324-2</b> <b>3TX4 210-0J</b> <b>8WC5 120</b>		041 042 101 103	10 10 100 1			
Accessories	Section	Page																				
<b>Covers, for link rails</b>	Accessories	1/23																				
<b>N/NP busbars</b>	Accessories	1/23																				
<b>Label mounts</b>	Accessories	1/23																				
<b>Bars, flat copper</b>	Accessories	1/23																				
<b>Terminal size 16 mm<sup>2</sup></b>																						
 <p>8WA1 604</p>	<b>Neutral isolating terminals, terminal size 16 mm<sup>2</sup></b> <ul style="list-style-type: none"> <li>• Blue</li> <li>• Rated uninterrupted current 76 A</li> <li>• Rated insulation voltage 500 V</li> <li>• Mounting width 10 mm</li> <li>• Terminal height 35 mm</li> <li>• Terminal length 55 mm</li> <li>• <b>AWG</b> 12-4</li> </ul>	<b>8WA1 604</b>	041	50																		
<table border="1"> <thead> <tr> <th>Accessories</th> <th>Section</th> <th>Page</th> </tr> </thead> <tbody> <tr> <td><b>Covers, for link rails</b></td> <td>Accessories</td> <td>1/23</td> </tr> <tr> <td><b>Feeder terminals, for neutral conductor busbar</b></td> <td>Accessories</td> <td>1/23</td> </tr> <tr> <td><b>N/NP busbars</b></td> <td>Accessories</td> <td>1/23</td> </tr> <tr> <td><b>Label mounts</b></td> <td>Accessories</td> <td>1/23</td> </tr> <tr> <td><b>Bars, flat copper</b></td> <td>Accessories</td> <td>1/23</td> </tr> </tbody> </table>	Accessories	Section	Page	<b>Covers, for link rails</b>	Accessories	1/23	<b>Feeder terminals, for neutral conductor busbar</b>	Accessories	1/23	<b>N/NP busbars</b>	Accessories	1/23	<b>Label mounts</b>	Accessories	1/23	<b>Bars, flat copper</b>	Accessories	1/23	<b>8WA1 822-7AX00</b> <b>8WA2 868</b> <b>8GF9 324-2</b> <b>3TX4 210-0J</b> <b>8WC5 120</b>		041 041 042 101 103	10 50 10 100 1
Accessories	Section	Page																				
<b>Covers, for link rails</b>	Accessories	1/23																				
<b>Feeder terminals, for neutral conductor busbar</b>	Accessories	1/23																				
<b>N/NP busbars</b>	Accessories	1/23																				
<b>Label mounts</b>	Accessories	1/23																				
<b>Bars, flat copper</b>	Accessories	1/23																				

# ALPHA FIX Terminal Blocks

## ALPHA FIX 8WA and 8WH Terminals with Screw Connection

### Neutral isolating and branch terminals

Version	Order No.	Price	PG	PS* P. unit															
		1 unit		Unit(s)															
<b>Branch terminals, terminal size 16 mm<sup>2</sup></b> <ul style="list-style-type: none"> <li>• Beige</li> <li>• Isolating distance 400 V</li> <li>• Mounting width 10 mm</li> <li>• Isolating distance</li> <li>• <b>5U</b> AWG 12-4</li> </ul>	<b>8WA1 011-1NK02</b>		041	50															
<table border="1"> <thead> <tr> <th>Accessories</th> <th>Section</th> <th>Page</th> </tr> </thead> <tbody> <tr> <td><b>Covers, for link rails</b></td> <td>Accessories</td> <td>1/23</td> </tr> <tr> <td><b>N/NP busbars</b></td> <td>Accessories</td> <td>1/23</td> </tr> <tr> <td><b>Label mounts</b></td> <td>Accessories</td> <td>1/23</td> </tr> <tr> <td><b>Bars, flat copper</b></td> <td>Accessories</td> <td>1/23</td> </tr> </tbody> </table>	Accessories	Section	Page	<b>Covers, for link rails</b>	Accessories	1/23	<b>N/NP busbars</b>	Accessories	1/23	<b>Label mounts</b>	Accessories	1/23	<b>Bars, flat copper</b>	Accessories	1/23				
Accessories	Section	Page																	
<b>Covers, for link rails</b>	Accessories	1/23																	
<b>N/NP busbars</b>	Accessories	1/23																	
<b>Label mounts</b>	Accessories	1/23																	
<b>Bars, flat copper</b>	Accessories	1/23																	
 <p>8WA1 822-7AX00</p>	<b>8WA1 822-7AX00</b>		041	10															
<b>Covers, for link rails</b> <ul style="list-style-type: none"> <li>• Not for 8WA1 604 and 8WA1 011-1NK02</li> <li>• Length 155 mm</li> </ul>																			
 <p>8WA2 867/8WA2 868/8WA2 870</p>	<b>Feeder terminals, for neutral conductor busbars</b> <ul style="list-style-type: none"> <li>• 6 × 6 mm and 10 × 3 mm</li> <li>• Bare</li> </ul> <table border="1"> <thead> <tr> <th>Versions</th> </tr> </thead> <tbody> <tr> <td> <ul style="list-style-type: none"> <li>• Rated uninterrupted current 32 A, for connection of up to 4 mm<sup>2</sup></li> <li>• Rated uninterrupted current 76 A, for connection of up to 25 mm<sup>2</sup></li> <li>• Rated uninterrupted current 125 A, for connection of up to 35 mm<sup>2</sup></li> </ul> </td> </tr> </tbody> </table>	Versions	<ul style="list-style-type: none"> <li>• Rated uninterrupted current 32 A, for connection of up to 4 mm<sup>2</sup></li> <li>• Rated uninterrupted current 76 A, for connection of up to 25 mm<sup>2</sup></li> <li>• Rated uninterrupted current 125 A, for connection of up to 35 mm<sup>2</sup></li> </ul>		041	50													
Versions																			
<ul style="list-style-type: none"> <li>• Rated uninterrupted current 32 A, for connection of up to 4 mm<sup>2</sup></li> <li>• Rated uninterrupted current 76 A, for connection of up to 25 mm<sup>2</sup></li> <li>• Rated uninterrupted current 125 A, for connection of up to 35 mm<sup>2</sup></li> </ul>																			
	<b>8WA2 867</b>		041	50															
	<b>8WA2 868</b>		041	50															
	<b>8WA2 870</b>		041	50															
 <p>8GF9 324-2</p>	<b>8GF9 324-2</b>		042	10															
<b>N/NP busbars</b> <ul style="list-style-type: none"> <li>• Rated uninterrupted current 125 A</li> <li>• 1109 mm long</li> <li>• 6 × 6 mm</li> <li>• For four-field</li> </ul>																			
	<b>3TX4 210-0J</b>		101	100															
<b>Label holder</b>																			
<b>Bars, flat copper</b> <ul style="list-style-type: none"> <li>• Bare</li> <li>• Rated uninterrupted current 125 A</li> <li>• Approx. 2400 mm long</li> <li>• 6 × 6 mm</li> </ul>	<b>8WC5 120</b>		103	1															

\* See pages 7/9 through 7/12 for 8WA package size requirements.