

TPS3 02

Type 1 / 2 Surge Protection Device (SPD) for Revised P1 Lighting Panelboards

Features:

- Mounts internal to:
 - Revised P1 Lighting Panelboards
- Consult factory for field retrofit in Revised P1 Lighting Panelboards
- UL 1449-4 Type 2 SPD, UL 1283 Listed, CSA 22.2 No. 269.2
- Optional UL 1449 4th Edition Recognized Type 1, CSA 22.2 No. 269.1
- Type 1 / Type 2 SPD
- Large block, individually fused, thermally protected, 50 kA MOVs
- 20 kA I_n
- 200 kA SCCR (most models)
- Direct bus connected
- Can be wired to a circuit breaker (consult factory at time of order or see installation manual for retrofit)
- UL96A Lightning Protection Master Label compliant
- Designed, manufactured and tested consistent with:
 - ANSI/IEEE C62.41.1-2002, C62.41.2-2002, C62.45-2002, C62.62-2010, C62.72-2016 & CSA C22.2 No. 269.1 and .2
 - 1992/2000 NEMA LS-1
 - NEC Article 285
 - IEC 61643, CE
- All UL required OCP & safety coordination included
 - Type 1 SPDs intended for Line or Load side of Main Disconnect
 - Type 2 SPDs intended for Load side of Main Disconnect
- 10 year warranty

SPD Specifications

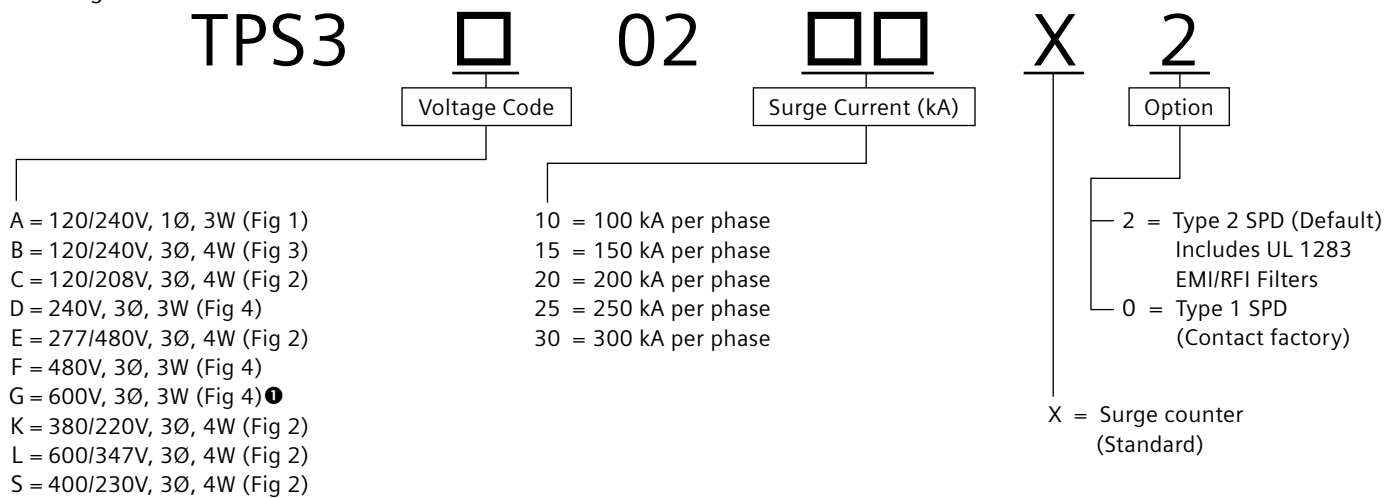
Surge Current Rating Per Phase

Per Phase	L-N	L-G	N-G
100 kA	50 kA	50 kA	50 kA
150 kA	100 kA	50 kA	50 kA
200 kA	100 kA	100 kA	100 kA
250 kA	150 kA	100 kA	100 kA
300 kA	150 kA	150 kA	150 kA

- 100% monitoring (Every MOV is monitored, incl. N-G)
- EMI/RFI filtering: Active tracking up to -50 db from 10 kHz to 100 MHz (Type 2 option only, includes UL 1283 Listing)
- Repetitive impulse: 5,000 hits
- < 1/2 nanosecond response time
- Relative humidity range: 1-95% non-condensing
- Operating frequency: 47-63 Hz
- Operating temperature: -25°C (-15°F) to +60°C (140°F)
- Applications
 - Provides main service entrance or downstream protection for sensitive computer and electronic loads
 - Std. redundancy use: 100kA/phase
 - Inc. redundancy use: 200kA/phase
 - Max. redundancy use: 300kA/phase
- SPD Monitoring
 - LED indicators
 - Audible alarm with silence switch and test button
 - Dry contacts
 - Surge counter



Ordering Information



Example: TPS3C0220X2 = Type 2 SPD (Default) for a 208/120V panelboard with a surge current capacity of 200 kA per phase and a surge counter

Available Accessories: Ordered Separately
 RMSIE - Remote monitor

UL 1449 Fourth Edition - Test Data
 Voltage Protection Rating (VPR - 6 kV, 3 kA)

Voltage Code	Service Voltage	L-N	L-G	N-G	L-L	I _n	SCCR	MCOV
A	120/240V, 1Ø, 3W (Fig 1)	800	700	700	1200	20 kA	100 kA	150
B	120/240V, 3Ø, 4W (Fig 3)	800 /1200	700 /1200	700	1200/1800	20 kA	200 kA	150 / 320
C	120/208V, 3Ø, 4W (Fig 2)	800	700	700	1200	20 kA	200 kA	150
D	240V, 3Ø, 3W (Fig 4)	—	1200	—	1200	20 kA	200 kA	320
E	277/480V, 3Ø, 4W (Fig 2)	1200	1200	1200	2000	20 kA	200 kA	320
F	480V, 3Ø, 3W (Fig 4)	—	1800	—	1800	20 kA	200 kA	550
G	600V, 3Ø, 3W (Fig 4)	—	2500	—	2500	20 kA	200 kA	690
K	380/220V, 3Ø, 4W (Fig 2)	1200	1200	1200	2000	20 kA	200 kA	320
L	600/347V, 3Ø, 4W (Fig 2)	1500	1500	1500	2500	20 kA	200 kA	420
S	400/230V, 3Ø, 4W (Fig 2)	1200	1200	1200	2000	20 kA	200 kA	320

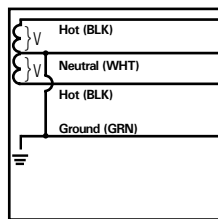


Figure 1
 Split
 2 Hots, 1 Neu, 1 Grnd

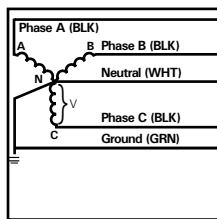


Figure 2
 Wye
 3 Hots, 1 Neu, 1 Grnd

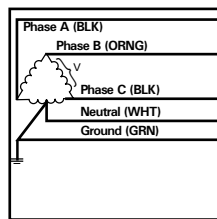


Figure 3
 Hi-Leg Delta (B High)
 3 Hots, (B High),
 1 Neu, 1 Grnd

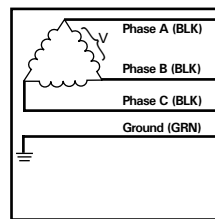


Figure 4
 Delta & HRG Wye
 3 Hots, 1 Grnd

Siemens Canada Limited
 1577 North Service Road East
 Oakville, ON L6H 0H6

888-333-3545
info@purgethesurge.com

Order No. EM-LP-1543
 Printed in Canada
 All Rights Reserved.

©2020 Siemens Canada Limited

The technical data presented in this document is based on an actual case or on as-designed parameters, and therefore should not be relied upon for any specific application and does not constitute a performance guarantee for any projects. Actual results are dependent on variable conditions. Accordingly, Siemens does not make representations, warranties, or assurances as to the accuracy, currency or completeness of the content contained herein. If requested, we will provide specific technical data or specifications with respect to any customer's particular applications. Our company is constantly involved in engineering and development. For that reason, we reserve the right to modify, at any time, the technology and product specifications contained herein.

Notes:

❶ Available 100 kA & 150 kA only