



WHITE PAPER

Changes in Edition 6.0 of IEC 60204-1

Effects on the electrical equipment of machines

The basic safety standard IEC 60204-1 "Safety of machinery – Electrical equipment of machines – Part 1: General requirements for electrical equipment of machines" represents an important standard for the electrical equipment of machines. This includes the control panels of machines. In recent years the International Electrotechnical Commission has worked on a new version of IEC 60204-1, which was published in 2019 as BS EN 60204-1. This white paper provides an overview of important changes in the new standard.

SIEMENS

Content

Introduction	3
General information on IEC 60204-1	4
Scope	4
Target group	5
Acceptance in international IEC market	5
Changes in Edition 6.0 of IEC 60204-1	5
The most important changes at a glance	5
Applications with power drive systems (PDS)	6
Short-circuit current rating of electrical equipment	6
Residual current devices (RCDs) for socket outlet circuits up to 20 A	7
Requirements for technical documentation	7
Further Information	8

Introduction

Standards are not laws, but they are an important tool for ensuring a minimum required safety level and for depicting the current state of the art.

A good example of the importance of standards is represented by the conformity assessment procedure in the European Economic Area. Products placed on the market in the European Economic Area (EEA) must have the CE mark. With the CE mark the manufacturer confirms that its product meets the requirements of the applicable directive and meets the safety objectives of the directive. This means that compliance with European directives is mandatory in the EEA.

Directives themselves describe basic requirements and contain few technical details. For this reason, directives in the Official Journal of the European Union refer to harmonized standards. Compliance with these harmonized standards leads to the so-called presumption of conformity. In other words, if one or more harmonized standards from the Official Journal are complied with, it is presumed that the safety objectives of the directive applicable to the product are met.

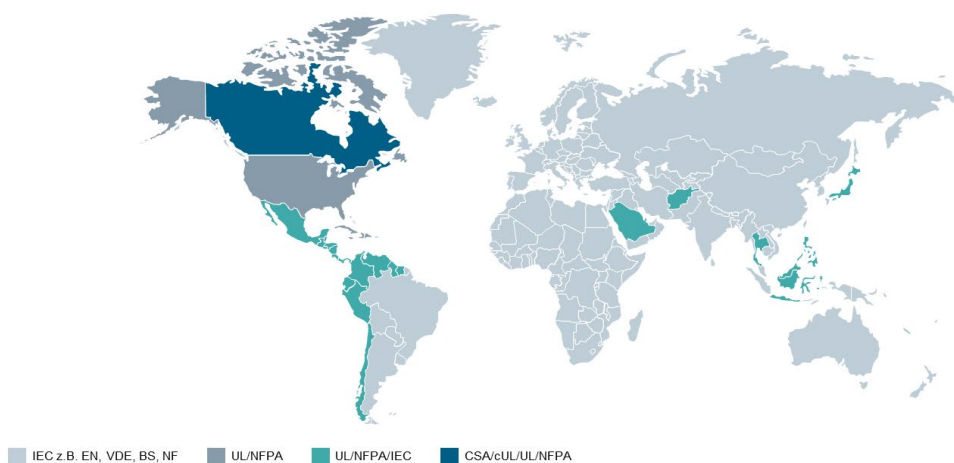
Relevant directives for the electrical equipment of machines include the Low Voltage Directive 2014/35/EU and the Machinery Directive 2006/42/EC. Other directives may also apply depending on the application.

Both the Low Voltage Directive 2014/35/EU and the Machinery Directive 2006/42/EC include "EN 60204-1 Safety of machinery – Electrical equipment of machines – Part 1: General Requirements" as a harmonized standard in their lists of standards in the respective Official Journals. EN 60204-1 is the European version of the international IEC 60204-1.

IEC 60204-1 forms an important basis for compliance with the technical requirements for electrical equipment of machines in Europe.

Compliance with IEC standards is also required directly or indirectly in other markets. The following figure shows the countries in which IEC standards or country-specific versions of IEC standards apply. The German version of IEC 60204-1 valid in Germany is DIN EN 60204-1.

The publication of Edition 6.0 in October 2016 is very important and of great interest to the international control panel and machine building market.



General information on IEC 60204-1

Scope

IEC 60204-1

- applies to electrical, electronic and programmable electronic equipment and systems to machines not portable by hand while working
- commences at the point of connection of the supply to the electrical equipment of the machine
- covers nominal voltages not exceeding 1000 V for alternating current and not exceeding 1500 V for direct current
- does not cover all the requirements that are needed or required by other standards or regulations in order to protect persons from hazards other than electrical hazards. Each type of machine has unique requirements to be accommodated to provide adequate safety.
- does not specify additional and special requirements that can apply to the electrical equipment of machines that, for example:
 - are intended for use in open air
 - use, process or produce potentially explosive material
 - are intended for use in potentially explosive and/or flammable atmospheres
 - have special risks when producing or using certain materials
 - are intended for use in mines
 - are sewing machines, units and systems
 - are hoisting machines
 - are semiconductor fabrication equipment



Target group

IEC 60204-1 targets persons who plan, configure and create electrical equipment of machines.

They are essentially:

- Plant manufacturers
- Industrial control panel builders
- Machine builders
- Electrical system planners

Acceptance in international IEC market

Publication of the international IEC standard is followed by harmonization by the CENELEC standardization organization (European Committee for Electrotechnical Standardization). The goal of this activity is to adopt the IEC standards into the Official Journals of the European Union as EN standards.

IEC 60204-1 was officially published as an EN standard in November 2019 and subsequently translated into all national languages outside the EEA. The transition period for application ended on 14.9.2021.

Changes in Edition 6.0 of IEC 60204-1

The most important changes at a glance

Some of the topics that have been revised or added include:

- Applications with power drive systems (PDS)
- Electromagnetic compatibility (EMC)
- Short-circuit current rating of electrical equipment
- Overcurrent protection and protective bonding circuit
- Revision of "Control circuits and control functions" chapter
- Mandatory residual current devices (RCDs) for socket outlet circuits up to 20 A nominal current
- Symbols for actuators and control devices
- Requirements for technical documentation
- National requirements, normative specifications, and literature references

Additional details are provided below:

Applications with power drive systems (PDS)

Chapter 18.2 of IEC 60204-1 requires verification of conditions for protection by automatic disconnection of the power supply. This verification consists of two parts:

1. Verification of the continuity of the protective bonding circuit
2. Verification of the fault loop impedance and the suitability of the associated overcurrent protective device

According to Chapter 18.2.3 the fault loop impedance can be calculated or measured.

Edition 5.0 did not describe the fault loop impedance measurement on motors that are supplied by a power drive system (PDS), such as a frequency converter. Because measuring "through" a frequency converter is not possible, this represents a gray area in practice.

Edition 6.0 clearly describes how to handle motors that are supplied by a power drive system, such as a frequency converter. The test device must be applied to the input terminals according to the following figure.

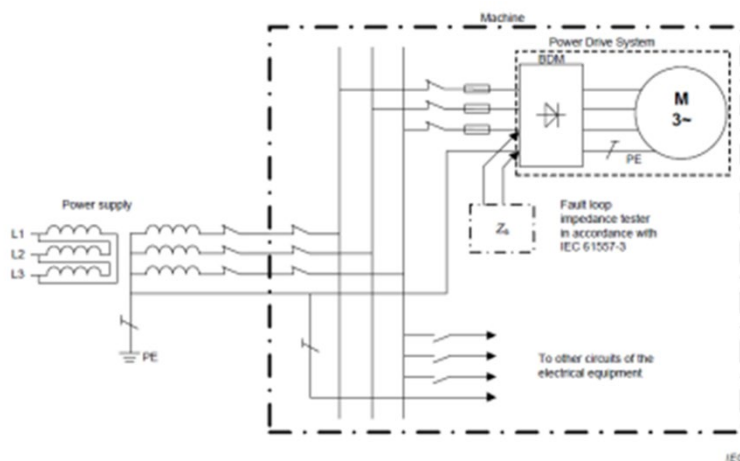


Figure A.2 – Typical arrangement for fault loop impedance (Z_s) measurement for power drive system circuits in TN systems

(Source: IEC 60204-1, Figure A.2)

The specifications of the converter manufacturer must also be observed. If appropriate specifications are not available from the manufacturer, this must be indicated as a deficiency for the test. Siemens has the appropriate information available for its frequency converters in [Siemens Industry Online Support](#).

Short-circuit current rating of electrical equipment

The electrical equipment of a machine must always be designed for the minimum and maximum possible short-circuit at the machine's infeed point. It is not enough to focus only on short-circuit protection in the infeed, e.g. integrated in the supply disconnecting device. All the electrical equipment must be evaluated.

Edition 5.0 does not address this topic. Newly added Chapter 7.10 in Edition 6.0 describes the requirement for measuring the short-circuit current rating of the electrical equipment. The use of design rules, calculations or tests is permitted.

Edition 6.0 does not describe its own procedure, but instead references other standards. Methods according to IEC 61439-1, IEC 60909-0, IEC/TR 60909-1 and IEC/TR 61912-1 are named as possible methods.

Residual current devices (RCDs) for socket outlet circuits up to 20 A

Chapter 15.1 of Edition 5.0 describes the use of residual current devices (RCDs) only as an option.

In conjunction with fault protection against electric shock and the required disconnecting times in Table A.1 for handheld Class I equipment (e.g. 0.4 s for $U_0 = 230\text{ V}$), however, residual current devices are used most of the time. They are not mandatory for Class II equipment, for example.

This has been changed in Edition 6.0. In Chapter 15.1, residual current devices (RCDs) with a rated residual current of $I_{\Delta n} \leq 30\text{ mA}$ are now generally required for socket outlet circuits up to 20 A nominal current.

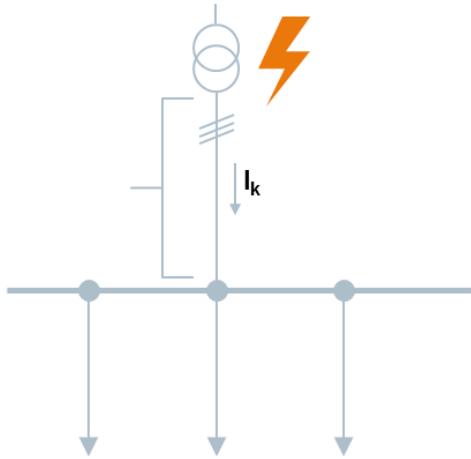


Figure: Short-circuit currents at the transformer: In the case of a short-circuit remote from the generator, the initial symmetrical short-circuit current remains virtually constant throughout the duration of the short-circuit and is equal to the steady short-circuit current.

Requirements for technical documentation

The requirements for technical documentation were completely revised in Chapter 17 and reduced to "necessary documents".

Information needed for identification, transport, installation and mounting, use, maintenance, decommissioning and disposal of electrical equipment shall be provided. Chapter 17.2 "Information related to the electrical equipment" has been made more specific.

Annex I now includes a table that assigns the type of information for the electrical equipment to the recommended standard. Manufacturers and customers can use this table very effectively to agree on the type and scope of technical documentation.



Further Information

Siemens keeps you up to date!

You will find constantly updated news about IEC 60204-1 at [siemens.com/iec60204](https://www.siemens.com/iec60204).

Whether you are looking for webinars, white papers, reference works, helpful engineering tools or useful information on electrical engineering, you will find comprehensive information on our website [siemens.com/controlpanel](https://www.siemens.com/controlpanel).

History

Version	Novelties
09/2020	First edition
07/2024	Update of the White Paper

Published by:

Siemens AG
Smart Infrastructure
Electrical Products

Werner-von-Siemens-Str. 48-50
92224 Amberg, Germany

For the U.S. published by:

Siemens Industry Inc.

3617 Parkway Lane
Peachtree Corners, GA 30092
United States

Order number: SIEP-T10436-00-7600

© Siemens 2024

Subject to changes and errors.

The information in this document contains only general descriptions and/or performance features which may not always specifically reflect those described, or which may undergo modification in the course of further development of the products. The requested performance features are binding only when they are expressly agreed upon in the concluded contract.

If you would like to have more information, please contact us:

[siemens.com/controlpanel/contact](https://www.siemens.com/controlpanel/contact)