

The advertisement features a central image of various Siemens SINAMICS Low Voltage Converters. On the left, there is a smaller control unit with a digital display showing '5.50'. In the center, a larger unit has a color touchscreen interface. To the right, a tall, vertical cabinet-style converter is shown. The background is a dark blue space with a glowing grid and several semi-transparent technical diagrams. One diagram shows a 3D model of a motor assembly. Another shows a 'Frequency' graph with a peak at 14.3. A third shows a 'Current' graph with a peak at 14.3. A fourth shows a graph labeled 'SLS'. The Siemens logo is in the top left, and the SINAMICS logo is on the side of the tall cabinet. The overall aesthetic is high-tech and industrial.

**SIEMENS**

# SINAMICS Low Voltage Converters

Efficient. Versatile. Fit for the future.  
Simply my drive.

Edition  
2020

[siemens.com/sinamics](https://www.siemens.com/sinamics)

# Into the digital future – with simplicity and versatility



With the SINAMICS family of converters from Siemens, you can simply and efficiently address each individual drive application – in the low, medium and DC voltage domains. All of the drive components are perfectly harmonized and coordinated with one another. Siemens converters, motors and control systems can be immediately and seamlessly integrated into the drive train and into existing automation landscapes. Simply select the appropriate drive components and start to commission your drive system.

Fit for a digital future – with SINAMICS, you have the optimum basis to address all of the requirements relating to digitalization.

As a result of the convenient connection to MindSphere – the Cloud-based solution – you can simply boost the efficiency of your production and reduce downtimes to a minimum based on innovative maintenance concepts.

SINAMICS – simply my drive.

## Smart financing solutions for industry

Smart financing solutions from Siemens Financial Services make it easy for you to use the latest technology and software while conserving your budget. We develop payment plans that are individually tailored to your requirements. Benefit from technology and financing from a single source and contact us today!

[www.siemens.com/finance](http://www.siemens.com/finance), [marketing.sfs@siemens.com](mailto:marketing.sfs@siemens.com), Tel.: +49 89 636-30049




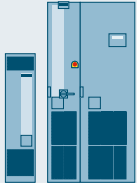
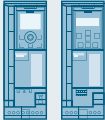


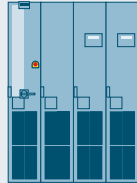

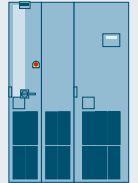


## Contents:

■	Introduction	2 – 3
■	The SINAMICS family – an overview	4 – 5
■	Applications	6 – 7
■	The advantages of the SINAMICS family – digitalization	8
■	The advantages of the SINAMICS family – efficient engineering	9
■	The advantages of the SINAMICS family – Safety Integrated	10
■	The advantages of the SINAMICS family – perfect interaction	11
■	The advantages of the SINAMICS family – services	12
■	Standard performance converters (V20 / G120C / G120 / G130 / G150)	14 – 17
■	Industry specific converters (G120X / G180)	18 – 19
■	High performance converters (S120 / S150 / DCM)	20 – 23
■	Distributed converters (G115D / G120D)	24 – 26
■	Servo converters (V90 / S210 / S120 / S120M)	27 – 31
■	An overview of the technical data	32 – 33

# The SINAMICS family for all power & performance classes

Always the optimum version – for every application, power rating and requirement: The wide range of SINAMICS converters has precisely the solution you require for your application.

Low voltage											
Standard performance converters				Industry specific converters		High performance converters					
											
V20	G120C	G120	G130 / G150	G120X	G180	S120			S150		
0.12 – 30 kW	0.55 – 132 kW	0.55 – 250 kW	75 – 2.700 kW	0.75 – 630 kW	2.2 – 6.600 kW	0.55 – 6.840 kW			75 – 1.200 kW		

## SINAMICS – versatility for maximum efficiency



### Extensive portfolio

Customized power, performance and functionality: SINAMICS converters have a huge degree of flexibility – and also provide future-proof solutions for your applications.



### Digitalization


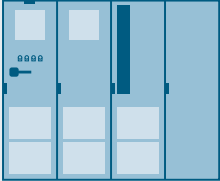

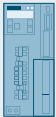


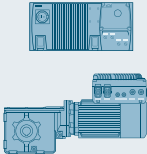
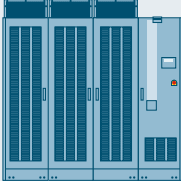
SINAMICS converters are ready & prepared for the digital era: Operating data can be directly transferred to Cloud platforms via MindConnect. The information collected there can help to make your plant or system more productive in the future and reduce downtimes to a minimum.



### Efficient engineering

Powerful tools support you over the complete lifecycle when configuring, engineering, commissioning and troubleshooting your SINAMICS drive solution. Further, these tools also help you optimize your processes.

Experience more:  
[siemens.com/sinamics-pcs](https://www.siemens.com/sinamics-pcs)  
[siemens.com/micro-drive](https://www.siemens.com/micro-drive)  
[siemens.com/medium-voltage-converter](https://www.siemens.com/medium-voltage-converter)

							Medium voltage		
							For demanding applications with high power ratings		
	Grid converter	Servo converters			Distributed converters				
									
DCM (DC)	PCS	SIMATIC MICRO-DRIVE	V90	S210	S120M	G115D / G120D	GL150 / SL150	SM120 CM / SM150 / GM150	GH150 / GH180
6 kW – 30 MW	435 – 870 kW	0.1 – 1 kW	0.05 – 7 kW	0.05 – 7 kW	0.25 – 1.1 kW	0.37 – 7.5 kW	2.8 – 85 MW	0.8 – 58 MW	0.15 – 28.5 MW



### Safety Integrated

Maximum safety for operating and maintenance personnel: Safety functions are already integrated in our SINAMICS drives. You benefit from shorter response times, a higher degree of cost-effectiveness and lower wiring costs.



### Drive-system solution

Profit from our modular automation concept that can be scaled as required: SINAMICS converters operate perfectly with SIMOTICS motors, SIMOGEAR geared motors – as well as SIMATIC, SINUMERIK and SIMOTION control systems. All of the components communicate seamlessly via PROFINET.



### Services across the complete lifecycle

From spare parts management up to optimized maintenance concepts: Based on customized service quotations for your SINAMICS converters, you can sustainably secure maximum availability and productivity of your plants and systems.

# The optimum converter for each and every application

Depending on the actual power rating and functionality, the following converters are available, for example:


## Pumping/ventilating/compressing



- SINAMICS V20
- SINAMICS G120X
- SINAMICS G130 / G150
- SINAMICS G180

SINAMICS supports the continuous and energy-efficient operation of pumps, fans and compressors – either running continuously or requiring a high dynamic performance. The advantages include especially precise flow control, short response times – and the avoidance of damaging vibration levels and cavitation.

## Moving



- SINAMICS G120C
- SINAMICS G120D
- SINAMICS G115D
- SINAMICS DCM

Energy-efficient and rugged solutions for basic conveyor technology with roller or chain conveyors, for hoisting gear and elevators – as well as for storage and retrieval machines that demand a high dynamic performance – and always with Safety Integrated onboard.

- Standard performance converters

---

- Converters for specific industries

---

- High performance converters

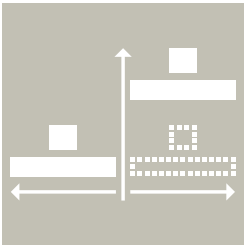
---

- Servo converters

---

- Distributed converters

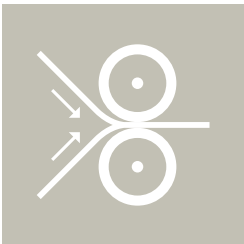
## Positioning



- SINAMICS G120
- SINAMICS G120D
- SINAMICS S210
- SINAMICS S120

When high dynamic performance and precision are demanded: SINAMICS ensures precise positioning of individual axes, allows several axes to be interpolated in a coordinated fashion – for example as required in complex robotic applications.

## Processing



- SINAMICS G120
- SINAMICS S210
- SINAMICS S120
- SINAMICS S150
- SINAMICS DCM

SINAMICS is the ideal solution for continuously running processes demanding high speed and torque precision, for instance, for extruders, centrifuges, agitators and all types of production machines – motion control, isochronous communication and Safety Integrated.


## Machining



- SINAMICS S120

Whether high-speed spindles or feed and auxiliary axes for turning, milling, drilling and sawing: SINAMICS is the perfect drive for all applications in material processing. Fast adaptability and minimum equipping times play a decisive role when it comes to achieving high productivity.

## Digitalization – for higher availability, productivity and flexibility



### Highlights

- Drive technology as entry point into digitalization
- Transparency along the complete drive train
- Virtualization, engineering tools, connectivity and analytics
- Cloud and Edge solutions
- Identification and implementation of optimization measures
- Development of new business and service models

Digital technologies also provide a great opportunity to make your production even more efficient and cost-effective and secure – without having to invest in completely new infrastructures.

Our digitalization portfolio covers the complete value-added chain. Starting with virtualization, where digital twins of drive trains facilitate physical simulation and virtual commissioning. Seamless engineering tools make it simpler to integrate converters and motors in your plants and systems. Our connectivity – independent of any specific platform – connects your drives with all the relevant platforms. Finally, using cloud or edge apps and data analysis models, you can derive valuable knowledge from the drive data of the application or machine.

Effectively utilizing drive data facilitates event-oriented monitoring as well as predictive maintenance concepts, while at the same time reducing unscheduled downtimes. By capturing drive and status data, anomalies can be identified at an early stage – and even avoided in the first place.

Edge computing supplements pure cloud solutions so that data in the field can be used even more simply and more flexibly. With edge computing, data is directly captured at the drive in the machine, analyzed and processed without any latency. This is important, because if a problem or fault becomes apparent, then it is crucial to react quickly.

Connecting SINAMICS converters to the Industrial Edge platform facilitates complex analysis of data that is already captured in the drive. Smart algorithms identify patterns, based on which anomalies can be identified providing information plenty of time in advance about the health of a drive train and the application as well as pending maintenance activities.





## Efficient engineering over the complete lifecycle



### Selecting products with the DT Configurator

From gear units through motors and converters up to the control system: Using the Drive Technology Configurator, you can quickly select the optimum products to address your specific applications.

### The TIA Portal includes SINAMICS Start-drive to intuitively integrate SINAMICS drives into the automation landscape

Perfect interaction between SINAMICS drives and SIMATIC controllers: The same operating concept, elimination of interfaces and the high level of user-friendliness make it possible to quickly integrate SINAMICS converters into the automation environment and commission them using the TIA Portal.

### SIZER for simple drive engineering

Starting from your application, the tool supports you step-by-step when defining the mechanical system as well as when selecting and dimensioning converters, motors and gear units.

In addition to engineering results such as characteristics, technical data, installation drawings and dimension drawings, SIZER for Siemens Drives also calculates the performance and the load-dependent energy usage.

### SinaSave to identify energy-saving potential

Using the SinaSave web-based tool, you can identify the energy-saving potential that your SINAMICS converter can free up. The evaluation provides information about the specific energy-saving potential, a financial analysis as well as information regarding the expected payback time.

### Commissioning and diagnostics

Operation, either locally or from a mobile device, monitoring, commissioning, diagnostics and service using the SINAMICS V20/ G120 Smart Access Module, IOP-2 or BOP-2 and the AOP30.

### Highlights


- Leverage all of the convenient TIA Portal functions for converter and drive engineering
- Fast selection, configuring and ordering
- Simple commissioning
- Determine energy-saving potential

[siemens.com/engineering-tools](https://www.siemens.com/engineering-tools)  
[siemens.com/tiaportal](https://www.siemens.com/tiaportal)



[siemens.com/dt-configurator](https://www.siemens.com/dt-configurator)





## Safety Integrated – simply safe, twice the efficiency

### Highlights

- **Certified system solution in compliance with the applicable standards**
- **Lower system costs due to fewer components and lower wiring costs**
- **Faster commissioning/maintenance**
- **Higher productivity through shorter downtimes**


### Optimum support for machine OEMs and machine operators:

With Safety Integrated in SINAMICS drives, you are not only selecting a safe technical solution, but you also benefit from perfect support relating to all safety issues. This starts with the seamless integration of safety technology in SINAMICS drives and in SIMATIC, SINUMERIK and SIMOTION control systems. This certified system offers valuable support in the workflow, such as engineering in the TIA Portal, documentation in compliance with the applicable standards using the Safety Evaluation Tool – all the way up to an integrated acceptance test.

Safety Integrated does away with electromechanical components. For you, this means that you require less space in your control cabinet, and you can reduce your costs when it comes to stocking spare parts and maintenance. Further, there is no wear as shutdown is realized purely electronically. Even when safety functions respond, the converter remains connected to the line supply – and can still be fully diagnosed.

Customized safety concepts with Safety Integrated can be very easily implemented based on the safety-related communication via PROFIsafe. You benefit from higher productivity with minimized downtimes.





## Perfect interaction – the drive system solutions

The SINAMICS family is perfectly designed to interact with all automation components from the word go – with straightforward, seamless engineering and products that are perfectly harmonized and coordinated with one another. All of the drive elements seamlessly operate with one another, from converters through motors up to gear units and couplings.

The converters can be optimally linked to control systems such as SIMATIC, SINUMERIK and SIMOTION. Communication is established quickly and safely via PROFINET.

As a consequence, SINAMICS converters provide you with a complete solution that can be flexibly scaled to address your automation task. This means that you not only reduce time and costs, but you can also secure a sustainable lead in the market.

### Highlights

- Drive components that are optimally harmonized and coordinated with one another
- Seamless and future-proof complete solution
- Efficient engineering and simple commissioning



# Cutting edge services – to continuously improve your production environment



## Highlights

- **Maximum system availability and operational reliability through tailored services**
- **Improved operating conditions with costs that can be transparently budgeted**
- **Extension of the product lifecycle of machines and systems**

If you want to remain competitive, then you must be able to dynamically respond to market requirements. The optimum strategy is to continually increase the availability and productivity of your systems and machines. As partner with comprehensive technology and industry know-how, Siemens Digital Enterprise Services can offer you a unique range of services and support.

Our services cover the complete lifecycle of the SINAMICS product family. We support our customers to produce more efficiently with higher profit margins, help them leverage the opportunities provided by digitalization – and at the same time reduce their total cost of ownership.

You benefit from spare part and repair services specific to your plant or system, as well as global support provided by our experienced service experts. This support is available locally, remotely, online, by telephone or through individual training courses.

## Digital Enterprise Services

Are you ready for digitalization? With our digitalization check you can find out just how prepared your plant or system already is for the digital era. Here we apply our digital drive system services – a modular portfolio comprising remote and condition monitoring services along with an extensive portfolio to improve and optimize your system.

## Optimized service contracts

To a large extent, SINAMICS components are maintenance-free. Having said that, with an individual service contract you ensure that every component of your SINAMICS drive solution is checked, maintained and overhauled at precisely the right point in time. And of course, replaced if necessary – also as preventive measure.

## Retrofit for drive systems

The SIMOVERT converter family sets itself apart as a result of its long service life and high reliability. This also applies to SIMOVERT MASTERDRIVES. In recent years, these have been continuously replaced by the SINAMICS product series. We recommend that you switch over to the SINAMICS family of converters so that the availability of spare parts can be secured in the future, thus avoiding plant downtimes. We would be more than willing to help you draw up the best migration strategy.

## Service Protect

We offer a free-of-charge 6-month extended manufacturer cover for SINAMICS converters. Further, you have the option of insuring your SINAMICS drive for up to seven years – therefore guaranteeing continuous availability over the complete product lifecycle.

Register your SINAMICS converter now:  
[siemens.com/drive-registration](https://www.siemens.com/drive-registration)



## SINAMICS low voltage converters



Powerful  
and  
flexible



## SINAMICS V20

### Simple. Rugged. Efficient.

#### Highlights

- The perfect solution for basic applications
- Easy to install
- Easy to use

#### Applications



Pumping/  
Ventilating/  
Compress-  
ing



Moving



Processing

<b>Format</b>	Built-in unit (compact)
<b>Drive concept</b>	AC/AC
<b>Degree of protection</b>	IP20/UL open type
<b>Supply voltage/ power kW (hp)</b>	
1AC 200 ... 240 V	0.12 ... 3 kW (0.16 ... 4 hp)
3AC 380 ... 480 V	0.37 ... 30 kW (0.5 ... 40 hp)
<b>Energy recovery</b>	No
<b>Control modes</b>	V/f (linear, square law, FCC, ECO)
<b>Ambient temperature</b>	-10 °C to 40 °C without derating/to 60 °C with derating
<b>Line filter</b>	With integrated line filter for environments according to IEC 61800-3 Category C3/C2/C1  Without integrated line filter for environments according to IEC 61800-3 Category C4
<b>Braking chopper</b>	External braking chopper, except for frame size FSD/FSE 3AC with integrated braking chopper
<b>Safety functions</b>	No
<b>Communication</b>	USS/Modbus RTU
<b>TIA Portal connected</b>	No
<b>Commissioning tools</b>	BOP-2, V20 Smart Access Module
<b>Controller</b>	SIMATIC S7-1200
<b>Recommended motors</b>	SIMOTICS GP/SD (standard induction motors, aluminum/cast iron)



[siemens.com/sinamics-v20](https://www.siemens.com/sinamics-v20)



[siemens.com/sinamics-selector](https://www.siemens.com/sinamics-selector)



[siemens.com/dt-configurator](https://www.siemens.com/dt-configurator)

# SINAMICS G120C

## Versatile. User-friendly. Compact.



Format	Built-in unit (compact)
Drive concept	AC/AC
Degree of protection	IP20/UL open type
Supply voltage/ power kW (hp)	
3AC 380 ... 480 V	0.55 ... 132 kW (0.75 ... 150 hp)
Energy recovery	No
Control modes	V/f (linear, square law, FCC, ECO), sensorless vector control (SLVC)
Ambient temperature	-10 °C to 40 °C without derating/to 60 °C with derating
Line filter	With integrated line filter for environments according to IEC 61800-3 Category C3/C2  Without integrated line filter for environments according to IEC 61800-3 Category C4
Braking chopper	Integrated braking chopper
Safety functions	STO
Communication	Frame size FSAA 0.55 kW to FSC 18.5 kW available with PROFINET, PROFIBUS DP, EtherNet/IP, USS/Modbus RTU  Frame size FSD 22 kW to FSF 132 kW available with PROFINET
TIA Portal connected	Yes
Commissioning tools	BOP-2, IOP-2, G120 Smart Access Module, SINAMICS Startdrive
Controller	SIMATIC S7-1200, SIMATIC ET200

Recommended motors	SIMOTICS GP/SD (standard induction motors, aluminum/cast iron)  SIMOGEAR (geared motors)
--------------------	---

### Highlights

- Compact for simple installation in the smallest space
- Simple commissioning and operator control
- Perfect integration in the automation environment
- Integrated safety technology

### Applications



Pumping/  
Ventilating/  
Compress-  
ing

Moving

Processing

[siemens.com/sinamics-g120c](https://www.siemens.com/sinamics-g120c)



[siemens.com/sinamics-selector](https://www.siemens.com/sinamics-selector)



[siemens.com/dt-configurator](https://www.siemens.com/dt-configurator)





# SINAMICS G120

## Multifunctional. Combinable. Safety Integrated.

### Highlights

- High degree of flexibility and combinability
- Higher-level, standard safety concept
- Wide range of power ratings

### Applications



Pumping/  
Ventilating/  
Compressing



Moving



Processing



Positioning

### Modular design



<b>Format</b>	Built-in unit (modular) Power Module, Control Unit, commissioning options
<b>Drive concept</b>	AC/AC
<b>Degree of protection</b>	IP20/UL open type
<b>Supply voltage/ power kW (hp)</b>	
1AC/3AC 200 ... 240 V	0.55 ... 4 kW (0.75 ... 5 hp), Power Module PM240-2
3AC 200 ... 240 V	5.5 ... 55 kW (7.5 ... 60 hp), Power Module PM240-2
3AC 380 ... 480 V	0.55 ... 250 kW (0.75 ... 400 hp), Power Module PM240-2
3AC 380 ... 480 V	7.5 ... 90 kW (10 ... 125 hp), Power Module PM250
3AC 500 ... 690 V	11 ... 250 kW (10 ... 400 hp bei 600 V), PM240-2
<b>Control unit</b>	Control Unit CU230P-2, CU240E-2, CU240E-2 F, CU250S-2
<b>Energy recovery</b>	In conjunction with PM250 Power Modules
<b>Control modes</b>	V/f (linear, square law, FCC, ECO), vector control with and without encoder (VC, SLVC)
<b>Ambient temperature</b>	-10 °C to 40 °C without derating/to 60 °C with derating
<b>Line filter</b>	With integrated line filter for environments according to IEC 61800-3 Category C3/C2 Without integrated line filter for environments according to IEC 61800-3 Category C4
<b>Braking chopper</b>	Integrated braking chopper for PM240-2 Power Modules
<b>Safety functions</b>	STO, SS1, SBC, SLS, SDI, SSM
<b>Communication</b>	PROFINET, PROFIBUS DP, EtherNet/IP, USS/Modbus RTU, CANopen, PROFIsafe
<b>TIA Portal connected</b>	Yes
<b>Commissioning tools</b>	BOP-2, IOP-2, G120 Smart Access Module, SINAMICS Startdrive
<b>Controller</b>	SIMATIC ET200, SIMATIC S7-1500, SIMATIC PCS 7

### Recommended motors

SIMOTICS GP/SD (standard induction motors, synchronous-reluctance motors aluminum/cast iron)

SIMOGEAR (geared motors)

SIMOTICS TN (trans-standard motors)

SIMOTICS M-1PH8 (compact induction motors)

SIMOTICS XP (explosion-protected motors)



[siemens.com/sinamics-g120](https://www.siemens.com/sinamics-g120)



[siemens.com/sinamics-selector](https://www.siemens.com/sinamics-selector)



[siemens.com/dt-configurator](https://www.siemens.com/dt-configurator)



# SINAMICS G130/G150

## Multifunctional. User-friendly. Rugged.



<b>Format</b>	G130: Built-in unit (modular) G150: Cabinet unit
<b>Drive concept</b>	AC/AC
<b>Degree of protection</b>	G130: IP00 / IP20 G150: IP20 Optional: IP21, IP23, IP43, IP54
<b>Supply voltage/ power kW (hp)</b>	
3AC 380 ... 480 V	110 ... 560 kW (150 ... 800 hp) (G130) 110 ... 900 kW (150 ... 800 hp) (G150)
3AC 500 ... 600 V	110 ... 560 kW (150 ... 800 hp) (G130) 110 ... 1000 kW (150 ... 800 hp) (G150)
3AC 660 ... 690 V	75 ... 800 kW (85 ... 810 hp) (G130) 75 ... 2700 kW (85 ... 810 hp) (G150)
<b>Energy recovery</b>	No
<b>Control modes</b>	Sensorless vector control or V/f control
<b>Ambient temperature</b>	0 °C to 40 °C without derating/to 55 °C with derating
<b>Line filter</b>	With integrated line filter for environments according to IEC 61800-3 Category C3/C2 (optional)
<b>Braking chopper</b>	G130: System component Braking Module G150: Braking Module optional
<b>Safety functions</b>	STO, SS1, SBC, SLS, SDI, SSM, SBT
<b>Communication</b>	PROFINET, PROFIBUS DP, EtherNet/IP, USS, CANopen, PROFIsafe
<b>TIA Portal connected</b>	Yes
<b>Commissioning tools</b>	AOP30, SINAMICS Startdrive, STARTER
<b>Controller</b>	SIMATIC ET200, SIMATIC S7-1500, SIMATIC PCS 7

<b>Recommended motors</b>	SIMOTICS GP/SD (standard induction motors aluminum/cast iron)  SIMOTICS TN (trans-standard motors)  SIMOTICS HT (low-speed permanent magnet synchronous motors)
---------------------------	---

### Highlights

- **Applications: Pumps, fans, compressors, extruders, mixers, mills etc.**
- **Service-friendly thanks to device modules that are easy to access**
- **100% line supply voltage at the motor without any secondary effects**
- **When required, with integrated line harmonics filter and du/dt filter**

### Applications



Pumping/  
Ventilating/  
Compress-  
ing

Moving

Processing

[siemens.com/sinamics-g130](https://www.siemens.com/sinamics-g130); [siemens.com/sinamics-g150](https://www.siemens.com/sinamics-g150)



[siemens.com/dt-configurator](https://www.siemens.com/dt-configurator)



# SINAMICS G180

## Multifunctional. Industry specific. Seamless across the system.



### Highlights

- Industry specific features such as du/dt filter and PTC evaluation
- Applications: Pumps, fans, extruders, compressors – also in hazardous zones
- Voltage levels: 400 V/500 V/690 V
- Line side: 6 to 24 pulse or LHF (Line Filter)
- From 200 kW, air or liquid cooled
- ATEX-certified for motors in hazardous zones

### Applications



Pumping/  
Ventilating/  
Compressing



Moving



Processing

<b>Format</b>	Built-in unit (compact) Cabinet unit
<b>Drive concept</b>	AC/AC
<b>Degree of protection</b>	Compact devices: IP20 (optional IP21)  Cabinet units/systems: IP21 (higher degrees of protection up to IP54 optional)/with water cooling, IP54
<b>Supply voltage/ power kW (hp)</b>	3AC 380 ... 480 V 2.2 ... 200 kW, compact device 250 ... 630 kW, cabinet unit
3AC 480 ... 500 V 2.2 ... 160 kW, compact device 250 ... 800 kW, cabinet unit	
3AC 500 ... 690 V 7.5 ... 200 kW, compact device 250 ... 6000 kW, cabinet unit	
<b>Energy recovery</b>	No
<b>Control modes</b>	V/f (linear, square law) Vector control with and without encoder (SLVC) Field-oriented control (FOC) with encoder and certification for explosion protection
<b>Ambient temperature</b>	0 to 40 °C
<b>Line filter</b>	Compact devices: with integrated line filter for environments according to IEC 61800-3 Category C2/C1 (optional)  Cabinet units: with integrated line filter for environments according to IEC 61800-3 Category C3  Compact devices, cabinet units for IT line systems: with integrated line filter for environments according to IEC 61800-3 Category C4
<b>Braking chopper</b>	Yes
<b>Safety functions</b>	STO, ATEX-certified PTC thermistor input for explosion-protected motors
<b>Communication</b>	PROFIBUS DP, EtherNet/IP, Modbus TCP/IP, Modbus RTU, CANopen, on request: PROFINET
<b>TIA Portal connected</b>	No
<b>Controller</b>	SIMATIC ET200, SIMATIC S7-1500, SIMATIC PCS 7
<b>Recommended motors</b>	SIMOTICS GP/SD (standard induction motors aluminum/cast iron)  SIMOTICS TN (trans-standard motors)  SIMOTICS XP (explosion-protected motors)



[siemens.com/sinamics-g180](https://www.siemens.com/sinamics-g180)



[siemens.com/dt-configurator](https://www.siemens.com/dt-configurator)

# SINAMICS G120X

## Flexible. Combinable. Application-specific.



Format	Built-in unit (compact)
Drive concept	AC/AC
Degree of protection	IP20, UL open type, IP21 (roof top kit)
Supply voltage/ power kW (hp)	
3AC 200 ... 240 V	0.75 ... 55 kW / 1 ... 75 hp
3AC 380 ... 480 V	0.75 ... 560 kW / 1 ... 700 hp
3AC 500 ... 690 V	3 ... 630 kW / 4 ... 700 hp
Energy recovery	No
Control modes	V/f (linear, square law, FCC, ECO), sensorless vector control (SLVC)
Ambient temperature	-20 °C to 45 °C (60 °C with derating <sup>1</sup> )
Line filter	According to IEC 61800-3, with integrated line filter for environments Category C3/C2; optional C1 with external filter B
Braking chopper	No
Safety functions	STO
Communication	PROFINET, PROFIBUS, EtherNet/IP, Modbus RTU, USS, BACnet MS/TP2, Wi-Fi via SINAMICS G120 Smart Access Module
TIA Portal connected	No, only via GSD file
Commissioning tools	BOP-2, IOP-2, G120 Smart Access Module, SIMATIC PCS7 and SIMATIC PDM
Controller	SIMATIC S7-1500/1200/400, Desigo PX

Recommended motors	SIMOTICS GP/SD (synchronous reluctance motors with aluminum/cast iron enclosures)
	SIMOTICS GP/SD (standard induction motors with aluminum/cast iron enclosures)
	SIMOTICS DP (smoke extraction motors)

<sup>1</sup> The max temperature is 55 °C for PN version drives

### Highlights

- The infrastructure drive for pump/fan applications in water/waste-water industries and building technology
- Seamless range of power ratings available in 9 frame sizes extending from 0.75 – 630 kW
- Simple selection and ordering using just one order number – and immediately ready to run
- Impressively efficient with specific industry and energy efficiency functions

### Applications



Pumping/  
Ventilating/  
Compressing

[siemens.com/sinamics-g120x](https://www.siemens.com/sinamics-g120x)



[siemens.com/sinamics-selector](https://www.siemens.com/sinamics-selector)



[siemens.com/dt-configurator](https://www.siemens.com/dt-configurator)





# SINAMICS S120

## Universal. Precise. Safety Integrated.

### Highlights

- Modular system for high performance
- High degree of scalability, flexibility, combinability

### Applications S120



Processing



Positioning



Machining



Moving

	S120	S120
	High-performance application	High-performance application
<b>Format</b>	Built-in unit Blocksize (modular)	Built-in unit Booksize (modular)
<b>Structure</b>	Control Unit + Power Module	Control Unit + infeed + Motor Module
<b>Drive concept</b>	AC/AC	DC/AC
<b>Degree of protection</b>	IP20	IP00 / IP20
<b>Supply voltage/ power kW (hp)</b>		
1/3AC 200 ... 240 V	0.55 ... 4 kW (0.75 ... 5 hp at 240 V)	–
3AC 200 ... 240 V	5.5 ... 55 kW (7.5 ... 60 hp at 240 V)	–
3AC 380 ... 480 V	0.55 ... 250 kW (0.75 ... 400 hp at 480 V)	1.6 ... 107 kW (1.5 ... 150 hp at 400 V)
3AC 500 ... 690 V	11 ... 250 kW (10 ... 400 hp at 600 V)	–
<b>Energy recovery</b>	No	Yes, depending on the infeed
<b>Control modes</b>	V/f control, vector control with/without encoder Servo control with encoder	
<b>Ambient temperature</b>	0 °C to 40 °C	
<b>Line filter</b>	With integrated line filter for environments according to IEC 61800-3 Category C3/C2  Without line filter for environments according to IEC 61800-3 Category C4	With integrated line filter for environments according to IEC 61800-3 Category C3/C2 (optional)  Without line filter for environments according to IEC 61800-3 Category C4
<b>Braking chopper</b>	Integrated braking chopper for PM240-2 Power Modules	Yes (optional)
<b>Safety functions</b>	STO, SS1, SBC, SOS, SS2, SLS, SSM, SDI, SLP, SP, SBT, SLA, SCA	
<b>Communication</b>	PROFINET, PROFIBUS DP, EtherNet/IP, USS (kein CU310), CANopen (CU320-2), Modbus TCP	
<b>TIA Portal connected</b>	Yes, PROFIsafe	
<b>Commissioning tools</b>	SINAMICS Startdrive, SCOUT, web server	
<b>Control systems</b>	SIMATIC, SINUMERIK, SIMOTION	
<b>Recommended motors</b>	SIMOTICS GP, SD, XP, DP, M, S, L, T	SIMOTICS GP, SD, XP, DP, M, S, L, T







# SINAMICS S150

## Multifunctional. Precise. Capable of energy recovery.

### Highlights

- Modular system for high performance
- High degree of scalability, flexibility, combinability

### Applications



Processing



Moving

<b>Format</b>	Cabinet unit
<b>Drive concept</b>	AC/AC
<b>Degree of protection</b>	IP20, optional: IP21, IP23, IP43, IP54
<b>Supply voltage/ power kW (hp)</b>	
3AC 380 ... 480 V	110 ... 800 kW (150 ... 1150 hp)
3AC 500 ... 690 V	75 ... 1200 kW (75 ... 1250 hp)
<b>Energy recovery</b>	Yes
<b>Control modes</b>	V/f control Vector control with and without encoder Servo control with and without encoder
<b>Ambient temperature</b>	0 °C to 40 °C
<b>Line filter</b>	With integrated line filter for environments according to IEC 61800-3 Category C3/C2  Without line filter for environments according to IEC 61800-3 Category C4
<b>Braking chopper</b>	Yes (optional)
<b>Safety functions</b>	STO, SS1, SBC, SOS, SS2, SLS, SSM, SDI, SLP, SP, SBT, SLA, SCA
<b>Communication</b>	PROFINET, PROFIBUS DP, EtherNet/IP, USS (no CU310), CANopen (CU320-2), Modbus TCP, PROFIsafe
<b>TIA Portal connected</b>	Yes
<b>Commissioning tools</b>	SINAMICS Startdrive, SCOUT, web server
<b>Controller</b>	SIMATIC, SIMOTION
<b>Recommended motors</b>	SIMOTICS SD, XP, DP, TN, HT, M



[siemens.com/sinamics-s150](https://www.siemens.com/sinamics-s150)



[siemens.com/dt-configurator](https://www.siemens.com/dt-configurator)

# SINAMICS DCM

## Universal. Scalable. Rugged.



Format	Built-in unit
Drive concept	AC/DC
Degree of protection	IP00 / IP20
Supply voltage/ power kW (hp)	
1AC 50 ... 230 V	1.61 ... 362 kW (2.16 ... 485 hp)
1AC 50 ... 400 V	2.81 ... 653 kW (3.77 ... 876 hp)
1AC 50 ... 480 V	3.37 ... 310 kW (4.52 ... 416 hp)
1AC 50 ... 575 V	16.1 ... 863 kW (21.6 ... 1160 hp)
3AC 10 ... 50 V	0.16 ... 183 kW (0.21 ... 245 hp)
3AC 50 ... 400 V	6.3 ... 1460 kW (8.4 ... 1950 hp)
3AC 50 ... 480 V	6.3 ... 690 kW (8.4 ... 925 hp)
3AC 50 ... 575 V	35 ... 1930 kW (47 ... 2590 hp)
3AC 100 ... 690 V	551 ... 2160 kW (739 ... 2900 hp)
3AC 100 ... 830 V	831 ... 1900 kW (1110 ... 2550 hp)
3AC 100 ... 950 V	2200 ... 2500 kW (2950 ... 3350 hp)
Energy recovery	Yes
Control modes	Speed control, torque control, closed-loop EMF control (operation without tachometer), field weakening control
Ambient temperature	0 °C to 45 °C without derating for armature currents $\leq 125$ A 0 °C to 40 °C without derating for armature currents $\geq 210$ A Up to 55 °C with derating
Line filter	With additional line filter for environments according to IEC 61800-3 Category C2 Without additional line filter for environments according to IEC 61800-3 Category C3, C4
Safety functions	STO, SS1
Communication	PROFINET, PROFIBUS DP, USS, EtherNet/IP, Modbus TCP
TIA Portal connected	Yes
Commissioning tools	BOP, AOP30, SCOUT
Controller	SIMATIC, SIMATIC PCS 7, SIMOTION
Recommended motors	SIMOTICS DC

### Highlights

- For simple and favorably-priced plant and system modernization
- Flexible expandability regarding both functionality and performance
- High power rating in a compact design
- High reliability of all components

### Applications



Moving



Processing

[siemens.com/sinamics-dcm](https://www.siemens.com/sinamics-dcm)




[siemens.com/dt-configurator](https://www.siemens.com/dt-configurator)



# SINAMICS G115D

## Versatile. Rugged. Distributed.



### Highlights

- User friendly, modular solution with a new construction design for easy wiring, commissioning and servicing incl. dedicated features for conveyor technology
- Out-of-the-box concept for easy handling, fast set up and extremely simple to operate design for applications with horizontal motion

### Applications



Moving

Format	Motor mounted	Wall mounted
Drive concept	AC/AC	
Degree of protection	IP55 (limited by geared motor) or optional IP65/UL rating follows geared motor (compact system)	IP65 (connector version) or IP66 (gland version)/UL type 4X
Supply voltage/ power range	0.37 – 4 kW / 0.5 – 5 HP FSA up to 1.5 kW, FSB up to 4 kW	0.37 – 7.5 kW / 0.5 – 10 HP FSA up to 1.5 kW, FSB up to 4 kW, FSC <sup>1</sup> up to 7.5 kW
Energy recovery	No	
Control modes	U/f, FCC, ECO, SLVC sensorless vector control	
Ambient temperature	–30 to 40 °C/to 55 °C (> 40 °C with derating)	
Line filter	With integrated line filter for environments according to IEC 61800-3 Category C2 <sup>2</sup>	
Braking chopper	Yes, integrated	
Safety functions	STO according to SIL2/PlD, via F-DI and/or PROFIsafe	
Communication	PROFINET/Ethernet IP, AS-i <sup>1</sup> or I/O controlled <sup>1</sup>	
TIA Portal connected	Yes, complete drive system	
Commissioning tools	SINAMICS Startdrive, G120 Smart Access Module	
Controller	SIMATIC S7-1200/ S7-1500, SIMATIC ET200	
Recommended motors	SIMOGEAR (geared motors) <sup>3</sup>	

<sup>1</sup> In 2nd Step

<sup>2</sup> Removal of functional grounding (IT system) possible

<sup>3</sup> The motor mounted version is offered only with geared motor and converter as a complete drive system.




[siemens.com/sinamics-g115d](https://www.siemens.com/sinamics-g115d)



[siemens.com/dt-configurator](https://www.siemens.com/dt-configurator)









## SINAMICS G120D

### Multifunctional. Rugged. Distributed.

#### Highlights

- Integrated safety functions and positioning functionality
- Simple commissioning using prompted parameterizing software
- High degree of protection

#### Applications



Moving



Positioning

Format	Distributed compact device
Drive concept	AC/AC
Degree of protection	IP65/UL Type 3
Supply voltage/ power kW (hp)	
3AC 380 ... 500 V	0.75 ... 7.5 kW (1 ... 10 hp)
Energy recovery	Yes
Control modes	V/f (linear, square law, FCC, ECO), vector control with and without encoder (VC, SLVC)
Ambient temperature	-10 °C to 40 °C without derating/to 60 °C with derating
Line filter	With integrated line filter for environments according to IEC 61800-3 Category C3/C2
Braking chopper	No
Safety functions	STO, SS1, SLS, SDI, SSM
Communication	PROFINET, PROFIBUS DP, EtherNet/IP, PROFI-safe
TIA Portal connected	Yes
Commissioning tools	IOP-2 Handheld, SINAMICS Startdrive
Controller	SIMATIC S7-1200, SIMATIC ET200

#### Recommended motors

SIMOTICS GP/SD (standard induction motors, synchronous-reluctance motors aluminum/cast iron)  
SIMOGEAR (geared motors)



[siemens.com/sinamics-g120d](https://www.siemens.com/sinamics-g120d)



[siemens.com/dt-configurator](https://www.siemens.com/dt-configurator)

Precise and  
with a high  
dynamic  
performance



# SINAMICS S120

## Universal. Precise. Safety Integrated.

### Highlights

- Modular system for high performance
- High degree of scalability, flexibility, combinability

### Applications S120



Pumping/  
Ventilating/  
Compressing



Moving



Processing



Positioning



Machining

	S120	S120
	<b>Servo drive converter</b>	
<b>Format</b>	Built-in unit Blocksize (modular)	Built-in unit Booksize (modular)
<b>Structure</b>	Control Unit + Power Module	Control Unit + infeed + Motor Module
<b>Drive concept</b>	AC/AC	DC/AC
<b>Degree of protection</b>	IP20, optional IP43	IP20
<b>Supply voltage/ power kW (hp)</b>		
1AC 200 ... 240 V	–	–
3AC 200 ... 240 V	–	–
3AC 380 ... 480 V	110 ... 250 kW (150 ... 400 hp at 460 V)	1.6 ... 107 kW (1.5 ... 150 hp at 400 V)
3AC 500 ... 690 V	–	–
<b>Energy recovery</b>	No	Yes, depending on the infeed
<b>Control modes</b>	V/f control, vector control with/without encoder Servo control with encoder	
<b>Ambient temperature</b>	0 °C to 40 °C	
<b>Line filter</b>	With integrated line filter for environments according to IEC 61800-3 Category C3/C2  Without line filter for environments according to IEC 61800-3 Category C4	With integrated line filter for environments according to IEC 61800-3 Category C3/C2 (optional)  Without line filter for environments according to IEC 61800-3 Category C4
<b>Safety functions</b>	STO, SS1, SBC, SOS, SS2, SLS, SSM, SDI, SLP, SP, SBT, SLA, SCA	
<b>Communication</b>	PROFINET, PROFIBUS DP, EtherNet/IP, USS (no CU310), CANopen (CU320-2), Modbus TCP, PROFIsafe	
<b>TIA Portal connected</b>	Yes	
<b>Commissioning tools</b>	SINAMICS Startdrive, SCOUT, web server	
<b>Controller</b>	SIMATIC, SIMOTION, SINUMERIK	
<b>Recommended motors</b>	SIMOTICS SD, XP, DP, TN, HT, M, S, L, T	SIMOTICS GP, SD, XP, DP, M, S, L, T

[siemens.com/sinamics-s120](https://www.siemens.com/sinamics-s120) 

[siemens.com/dt-configurator](https://www.siemens.com/dt-configurator) 



SINAMICS S120M

S120	S120M
Built-in unit Chassis (modular)	Distributed multi-axis system
Control Unit + infeed + Motor Module	Control Unit + infeed + Motor Module combined with motor
DC/AC	DC/AC
IP00/IP20	IP65
–	–
–	–
110 ... 3040 kW (150 ... 4370 hp at 460 V)	0.25 ... 1.1 kW
75 ... 6840 kW (75 ... 1250 hp at 575 V)	–
Yes, depending on the infeed	Yes, depending on the infeed
	Servo control with encoder
With integrated line filter for environments according to IEC 61800-3 Category C3/C2 (optional)	With integrated line filter for environments according to IEC 61800-3 Category C3/C2 (optional)
Without line filter for environments according to IEC 61800-3 Category C4	Without line filter for environments according to IEC 61800-3 Category C4
SIMOTICS SD, XP, DP, TN, HT, M, S, L, T	SIMOTICS S



# SINAMICS V90

## Simple. Precise. System-based.

### Highlights

- Optimized servo performance thanks to One-Button Auto Tuning and real time Auto-Tuning
- Simple to operate complete solution for motion control applications
- Together with a SIMATIC controller, a strong team in the TIA Portal

### Applications



Processing



Positioning

<b>Format</b>	Built-in unit (compact)
<b>Drive concept</b>	AC/AC
<b>Degree of protection</b>	Converters: IP20 Motor: IP65
<b>Supply voltage/power kW (hp)</b>	
1AC / 3AC 200 ... 240 V	0.10 ... 0.75 kW (0.07 ... 1.02 hp)
3AC 200 ... 240 V	1.0 ... 2 kW (0.7 ... 2.7 hp)
3AC 380 ... 480 V	0.40 ... 7 kW (0.54 ... 10 hp)
<b>Energy recovery</b>	–
<b>Control modes</b>	Servo control with encoder
<b>Ambient temperature</b>	0 °C to 45 °C without derating/to 55 °C with derating
<b>Line filter</b>	With external line filter for environments according to IEC 61800-3 Category C2
<b>Braking chopper</b>	Integrated braking chopper for all frame sizes and max. motor power $\geq 0.2$ kW
<b>Safety functions</b>	STO via terminal
<b>Communication</b>	Pulse/direction interface, USS/Modbus RTU, PROFINET
<b>TIA Portal connected</b>	Yes, via the Hardware Support Package
<b>Commissioning tools</b>	SINAMICS V-ASSISTANT
<b>Controller</b>	SIMATIC S7-1200, SIMATIC S7-1500
<b>Recommended motors</b>	SIMOTICS S-1FL6 (servomotors)



[siemens.com/sinamics-v90](https://www.siemens.com/sinamics-v90)



[siemens.com/dt-configurator](https://www.siemens.com/dt-configurator)



# SINAMICS S210

## Versatile. Precise. Safety Integrated.



<b>Format</b>	Built-in unit (compact)
<b>Drive concept</b>	AC/AC
<b>Degree of protection</b>	IP20
<b>Supply voltage/power kW (hp)</b>	
1AC 200 ... 240 V	0.1 ... 0.75 kW (0.14 ... 1.02 hp)
3AC 200 ... 480 V	0.4 ... 7 kW (0.54 ... 9.5 hp)
<b>Energy recovery</b>	No, but DC coupling optional for 3AC devices possible
<b>Control modes</b>	Servo control with encoder
<b>Ambient temperature</b>	0 °C to 50 °C (32 °F to 122 °F)
<b>Line filter</b>	1AC devices with integrated line filter for environments according to IEC 61800-3 Category C2 3AC devices with integrated line filter for environments according to IEC 61800-3 category C3, category C2 and longer cable lengths with optional, external line filter
<b>Braking chopper</b>	Integrated braking resistor, external resistors optional
<b>Safety functions</b>	STO, SS1, SBC, SOS, SS2, SLS, SSM, SDI, SLA, SBT
<b>Communication</b>	PROFINET, PROFIdrive, PROFIsafe, PROFlenergy
<b>TIA Portal connected</b>	Full integration
<b>Commissioning tools</b>	Web server, SINAMICS Startdrive
<b>Controller</b>	SIMATIC S7-1500
<b>Recommended motors</b>	SIMOTICS S-1FK2 (servomotors) SIMOTICS S-1FK2 as planetary geared motors SIMOTICS S-1FK2 with SIMOGEAR gearbox with the optional gearbox SIMOGEAR KS adapter SIMOTICS S-1FT2 (servomotors)

### Highlights

- Easy commissioning using a web server and One Button Tuning
- Optimized connection system using OCC (one cable connection)
- SIMOTICS S-1FK2 motors for increased performance

### Applications



Processing    Positioning    Moving


[siemens.com/sinamics-s210](https://www.siemens.com/sinamics-s210)



[siemens.com/sinamics-selector](https://www.siemens.com/sinamics-selector)



[siemens.com/dt-configurator](https://www.siemens.com/dt-configurator)



## SINAMICS family – an overview

	Supply voltage	Power (kW)	Power (hp)
<b>Low voltage AC</b>			
<b>SINAMICS V20</b>	1AC 200 ... 240 V	0.12 ... 3 kW	0.16 ... 4 hp
	3AC 380 ... 480 V	0.37 ... 30 kW	0.5 ... 40 hp
<b>SINAMICS G120C</b>	3AC 380 ... 480 V	0.55 ... 132 kW	0.75 ... 150 hp
<b>SINAMICS G120</b>	1AC / 3AC 200 ... 240 V	0.55 ... 4 kW	0.75 ... 5 hp, PM240-2
	3AC 200 ... 240 V	5.5 ... 55 kW	7.5 ... 60 hp, PM240-2
	3AC 380 ... 480 V	0.55 ... 250 kW	0.75 ... 400 hp, PM240-2
	3AC 380 ... 480 V	7.5 ... 90 kW	10 ... 125 hp, PM250
	3AC 500 ... 690 V	11 ... 250 kW	10 ... 400 hp at 600 V, PM240-2
<b>SINAMICS G130/G150</b>	3AC 380 ... 480 V	110 ... 560 kW	150 ... 800 hp
	3AC 500 ... 600 V	110 ... 560 kW	150 ... 800 hp
	3AC 660 ... 690 V	75 ... 800 kW	85 ... 810 hp
<b>SINAMICS G120X</b>	3AC 200 ... 240 V	0.75 ... 55 kW	1 ... 75 hp
	3AC 380 ... 480 V	0.75 ... 560 kW	1 ... 700 hp
	3AC 500 ... 690 V	3 kW ... 630 kW	4 ... 700 hp
<b>SINAMICS G180</b>	3AC 380 ... 500 V	400 V: 2.2 kW ... 630 kW	3 ... 857 hp
		500 V: 2.2 kW ... 800 kW	3 ... 1088 hp
		690 V: 7.5 kW ... 6700 kW	8 ... 9110 hp
<b>SINAMICS S120</b>	AC 380 ... 480 V	400 V: 1.6 ... 107 kW	1.5 ... 150 hp
		460 V: 110 ... 250 kW	150 ... 400 hp
460 V: 110 ... 3040 kW		150 ... 4370 hp	
480 V: 0.55 ... 250 kW		0.75 ... 400 hp	
AC 500 ... 690 V	600 V: 11 ... 250 kW	10 ... 400 hp	
	575 V: 75 ... 6840 kW	75 ... 1250 hp	
<b>SINAMICS S150</b>	3AC 380 ... 480 V	110 ... 800 kW	150 ... 1150 hp
	3AC 500 ... 690 V	75 ... 1200 kW	75 ... 1250 hp
<b>SINAMICS DCM (DC)</b>	1AC 50 ... 230 V	1.61 ... 362 kW	2.16 ... 485 hp
	1AC 50 ... 400 V	2.81 ... 653 kW	3.77 ... 876 hp
	1AC 50 ... 480 V	3.37 ... 310 kW	4.52 ... 416 hp
	1AC 50 ... 575 V	16.1 ... 863 kW	21.6 ... 1160 hp
	3AC 10 ... 50 V	0.16 ... 183 kW	0.21 ... 245 hp
	3AC 50 ... 400 V	6.3 ... 1460 kW	8.4 ... 1950 hp
	3AC 50 ... 480 V	6.3 ... 690 kW	8.4 ... 925 hp
	3AC 50 ... 575 V	35 ... 1930 kW	47 ... 2590 hp
	3AC 100 ... 690 V	551 ... 2160 kW	739 ... 2900 hp
	3AC 100 ... 830 V	831 ... 1900 kW	1110 ... 2550 hp
	3AC 100 ... 950 V	2200 ... 2500 kW	2950 ... 3350 hp
<b>SINAMICS V90</b>	1AC / 3AC 200 ... 240 V	0.1 ... 0.75 kW	0.07 ... 1.02 hp
	3AC 200 ... 240 V	1 ... 2 kW	0.7 ... 2.7 hp
	3AC 380 ... 480 V	0.4 ... 7 kW	0.54 ... 10 hp
<b>SINAMICS S210</b>	1AC 200 ... 240 V	0.1 – 0.75 kW	0.14 ... 1.02 hp
	3AC 200 ... 480 V	0.4 – 7 kW	0.54 ... 9.5 hp
<b>SINAMICS S120</b>	AC 380 ... 480 V	0.37 ... 90 kW	0.5 ... 120 hp
		110 ... 250 kW	150 ... 340 hp
		1.6 ... 107 kW	2 ... 145 hp
		110 ... 3040 kW	150 ... 4133 hp
		1.6 ... 3000 kW	2 ... 4079 hp
AC 500 ... 690 V	75 ... 5700 kW	100 ... 7750 hp	
<b>SINAMICS S120M</b>	3AC 380 ... 480 V	0.25 ... 1.55 kW	0.3 ... 2 hp
<b>SINAMICS G115D</b>	3AC 380 ... 480 V	0.37 ... 4 kW Motor mounted	0.5 ... 5 hp
		0.37 ... 7.5 kW Wall mounted	0.5 ... 10 hp
<b>SINAMICS G120D</b>	3AC 380 ... 500 V	0.75 ... 7.5 kW	1 ... 10 hp

Communication	Commissioning tools	Safety functions
USS/Modbus RTU	BOP-2, V20 Smart Access Module	No
PROFINET, PROFIBUS DP, EtherNet/IP, USS/Modbus RTU, PROFIsafe	BOP-2, IOP-2, G120 Smart Access Module, SINAMICS Startdrive	STO
PROFINET, PROFIBUS DP, EtherNet/IP, USS/Modbus RTU, CANopen, PROFIsafe	BOP-2, IOP-2, G120 Smart Access Module, SINAMICS Startdrive	STO, SS1, SBC, SLS, SDI, SSM
PROFINET, PROFIBUS DP, EtherNet/IP, USS, CANopen, PROFIsafe	Yes	STO, SS1, SBC, SLS, SDI, SSM, SBT
PROFINET, PROFIBUS DP, EtherNet/IP, USS/Modbus RTU/BACNet	BOP-2, IOP-2, G120 Smart Access Module	STO
PROFIBUS DP, EtherNet/IP, Modbus TCP/IP, Modbus RTU, CANopen, on request: PROFINET	IMS (Inverter Management Software)	STO, ATEX-certified PTC thermistor input for explosion-protected motors
PROFINET, PROFIBUS DP, EtherNet/IP2, USS, CANopen, pulse/direction interface, PROFInergy, PROFIsafe, PROFIdrive, PROFIsafe	SINAMICS Startdrive	STO, SS1, SBC, SOS, SS2, SLS, SSM, SDI, SLP, SP, SCA, SLA, SBT
PROFINET, PROFIBUS DP, EtherNet/IP, USS, CANopen, PROFIsafe	SINAMICS Startdrive	STO, SS1, SBC, SOS, SS2, SLS, SSM, SDI, SLP, SP, SCA, SLA, SBT
PROFINET, PROFIBUS DP, USS, EtherNet/IP, Modbus TCP	BOP, AOP30, SCOUT	STO, SS1
Pulse/direction interface, USS/Modbus RTU, PROFINET	SINAMICS V-ASSISTANT, TIA Portal HSP	STO
OCC (One Cable Connection) PROFINET, PROFIdrive, PROFIsafe, PROFInergy	Web server, SINAMICS Startdrive	STO, SS1, SBC, SOS, SS2, SLS, SSM, SDI, SLA, SBT
PROFINET, PROFIBUS DP, EtherNet/IP2, USS, CANopen, Puls-/Richtungsschnittstelle, PROFInergy, PROFIsafe, PROFIdrive	Web server, SINAMICS Startdrive	STO, SS1, SBC, SOS, SS2, SLS, SSM, SDI, SLP, SP, SCA, SLA, SBT
PROFINET, PROFIBUS DP, EtherNet/IP2, USS, CANopen	SINAMICS Startdrive	STO, SS1, SBC, SOS, SS2, SLS, SSM, SDI, SLP, SP, SCA, SLA, SBT
PROFINET/Ethernet IP, AS-i <sup>1</sup> or I/O controlled <sup>1</sup>	SINAMICS Startdrive, SINAMICS G120 Smart Access Module	STO
PROFINET, PROFIBUS DP, EtherNet/IP	IOP-2 Handheld, SINAMICS Startdrive	STO, SS1, SLS, SDI, SSM

<sup>1</sup> in progress

**Published by Siemens AG**

Digital Industries  
Motion Control  
P.O. Box 31 80  
91050 Erlangen, Germany

For the U.S. published by  
Siemens Industry Inc.  
100 Technology Drive  
Alpharetta, GA 30005  
United States

Article No. DFMC-B10032-03-7600  
Printed in Germany  
Dispo 21500  
WÜ/1000173743 WS 11210.5  
© Siemens 2021

Subject to changes and errors.

The information provided in this brochure contains merely general descriptions or characteristics of performance which in case of actual use do not always apply as described or which may change as a result of further development of the products. The required performance features are only binding if they have been expressly agreed upon in the form of a written contract.

All product designations may be trademarks or product names of Siemens AG or supplier companies whose use by third parties for their own purposes could violate the rights of the owners.

To ensure the secure operation of Siemens products and solutions, it is necessary to take suitable preventive measures (e.g. cell protection concept) and integrate each component into a state-of-the-art holistic industrial security concept. When so doing, products from other manufacturers should be taken into account. For more information about industrial security, visit <http://www.siemens.com/industrialsecurity>.