



OFFICE OF STATEWIDE HEALTH PLANNING AND DEVELOPMENT
FACILITIES DEVELOPMENT DIVISION

**APPLICATION FOR OSHPD SPECIAL SEISMIC
CERTIFICATION PREAPPROVAL (OSP)**

OFFICE USE ONLY

APPLICATION #: OSP-0346-10

OSHPD Special Seismic Certification Preapproval (OSP)

Type: New Renewal

Manufacturer Information

Manufacturer: Siemens

Manufacturer's Technical Representative: Nikunj Shah

Mailing Address: 100 Technology Drive, Alpharetta, GA 30005

Telephone: (770) 740-3853 Email: nikunj.shah@siemens.com

Product Information

Product Name: Gen-II Robicon W-series & Sinamics G120E

Product Type: VFDs

Product Model Number: G120E, W120, W120CP, W150CP

(List all unique product identification numbers and/or part numbers)

General Description: Wall Mounted & Floor Mounted cataloged Variable Frequency Drives. Seismic enhancements made to the test units and modifications required to address anomalies observed during the tests shall be incorporated into the production units.

Mounting Description: Wall or Floor rigidly mounted units as specified in attachment.

Applicant Information

Applicant Company Name: The VMC Group

Contact Person: John P Giuliano

Mailing Address: 113 Main Street, Bloomingdale, NJ 07403

Telephone: 973-838-1780 Email: john.giuliano@thvmcgroup.com

I hereby agree to reimburse the Office of Statewide Health Planning and Development review fees in accordance with the California Administrative Code, 2013.

Signature of Applicant:  Date: 7/10/13

Title: President Company Name: The VMC Group

"Access to Safe, Quality Healthcare Environments that Meet California's Diverse and Dynamic Needs"





**OFFICE OF STATEWIDE HEALTH PLANNING AND DEVELOPMENT
FACILITIES DEVELOPMENT DIVISION**

California Licensed Structural Engineer Responsible for the Engineering and Test Report(s)

Company Name: The VMC Group

Name: Kenneth Tarlow California License Number: SE2851

Mailing Address: 113 Main St, Bloomingdale, NJ 07403

Telephone: 973-838-1780 Email: ken.tarlow@thevmcgroup.com

Supports and Attachments Preapproval

- Supports and attachments are preapproved under OPM- _____
(Separate application for OSHPD Preapproval of Manufacturer's Certification (OPM) of Supports and attachments is required)
- Supports and attachments are not preapproved

Certification Method

- Testing in accordance with: ICC-ES AC156
- Other (Please Specify): _____

Testing Laboratory

Company Name: UC Berkeley

Contact Name: Wesley Neighbour

Mailing Address: 1301 South 46th Street, Building 420, Richmond, CA 94804

Telephone: 510-665-3409 Email: wdn@berkeley.com





OFFICE OF STATEWIDE HEALTH PLANNING AND DEVELOPMENT
FACILITIES DEVELOPMENT DIVISION

Seismic Parameters

Design in accordance with ASCE 7-10 Chapter 13: [X] Yes [] No
Design Basis of Equipment or Components (Fp/Wp) = 0.53 at SDS = 2.11g and z/h = 0.0, 0.99 at SDS = 1.32g, z/h = 1.0
SDS (Design spectral response acceleration at short period, g) = 2.11 at z/h = 0.0, 1.32 at z/h = 1.0
ap (In-structure equipment or component amplification factor) = 2.5
Rp (Equipment or component response modification factor) = 6.0
Oo (System overstrength factor) = 2.5
Ip (Importance factor) = 1.5
z/h (Height factor ratio) = 0.0 for SDS = 2.11g and 1.0 for SDS = 1.32g
Equipment or Component Natural Frequencies (Hz) = See Attached Matrix
Overall dimensions and weight (or range thereof) = See Attached Matrix

Equipment or Components @ grade designed in accordance with ASCE 7-10 Chapter 15: [] Yes [] No
Design Basis of Equipment or Components (V/W) =
SDS (Design spectral response acceleration at short period, g) =
SD1 (Design spectral response acceleration at 1 second period, g) =
R (Response modification coefficient) =
Oo (System overstrength factor) =
Cd (Deflection amplification factor) =
Ip (Importance factor) = 1.5
Height to Center of Gravity above base =
Equipment or Component Natural Frequencies (Hz) =
Overall dimensions and weight (or range thereof) =

Tank(s) designed in accordance with ASME BPVC, 2010: [] Yes [X] No

List of Attachments Supporting Special Seismic Certification

- [X] Test Report(s) [X] Drawings [] Calculations [X] Manufacturer's Catalog
[] Other(s) (Please Specify):

OSHDP Approval (For Office Use Only) - Approval Expires on December 31, 2019

Signature: [Handwritten Signature] Date: 11/15/2013
Print Name: M. R. Karim Title: SHFR
Special Seismic Certification Valid Up to : SDS (g) = See Above z/h = See Above
Condition of Approval (if applicable):

Table 1: Certified Product Matrix
Siemens Gen-II Robicon W-series & Sinamics G120E

Catalog or Model No.	Frame Type	HP	Enclosure NEMA Rating	Input Voltage [V] (See Note 4)	Output Rating [A]	Nominal Cabinet Dimensions (inches) (W x D x H)	Max. Cabinet Weight [lbs]	Installation	Optional Cabinet Widths (inch)	UUT
6SL3710-1BJ12-2AR	A3	1	1 or 12	460 to 480	2.2	20 x 16 x 48	230	Wall Mounted		extrapolated
6SL3710-1BJ12-2AU	A3	1	1 or 12	460 to 480	2.2	20 x 16 x 48	230	Wall Mounted		extrapolated
6SL3710-1BJ13-1AR	A4	1.5	1 or 12	460 to 480	3.1	20 x 16 x 48	230	Wall Mounted		extrapolated
6SL3710-1BJ13-1AU	A4	1.5	1 or 12	460 to 480	3.1	20 x 16 x 48	230	Wall Mounted		extrapolated
6SL3710-1BJ14-1AR	A5	2	1 or 12	460 to 480	4.1	20 x 16 x 48	230	Wall Mounted		extrapolated
6SL3710-1BJ14-1AU	A5	2	1 or 12	460 to 480	4.1	20 x 16 x 48	230	Wall Mounted		extrapolated
6SL3710-1BJ16-0AR	B1	3	1 or 12	460 to 480	5.9	20 x 16 x 48	230	Wall Mounted		extrapolated
6SL3710-1BJ16-0AU	B1	3	1 or 12	460 to 480	5.9	20 x 16 x 48	230	Wall Mounted		extrapolated
6SL3710-1BJ17-7AR	B2	4	1 or 12	460 to 480	7.7	20 x 16 x 48	230	Wall Mounted		extrapolated
6SL3710-1BJ17-7AU	B2	4	1 or 12	460 to 480	7.7	20 x 16 x 48	230	Wall Mounted		extrapolated
6SL3710-1BJ21-0AR	B3	5	1 or 12	460 to 480	10.2	20 x 16 x 48	230	Wall Mounted		extrapolated
6SL3710-1BJ21-0AU	B3	5	1 or 12	460 to 480	10.2	20 x 16 x 48	230	Wall Mounted		extrapolated
6SL3710-1BJ21-8AR	C1	10	1 or 12	460 to 480	16	20 x 16 x 48	230	Wall Mounted	N/A	extrapolated
6SL3710-1BJ21-8AU	C1	10	1 or 12	460 to 480	16	20 x 16 x 48	230	Wall Mounted	N/A	extrapolated
6SL3710-1BJ22-5AR	C2	15	1 or 12	460 to 480	22	20 x 16 x 48	230	Wall Mounted		extrapolated
6SL3710-1BJ22-5AU	C2	15	1 or 12	460 to 480	22	20 x 16 x 48	230	Wall Mounted		extrapolated
6SL3710-1BJ23-2AR	C3	20	1 or 12	460 to 480	27	20 x 16 x 48	230	Wall Mounted		1
6SL3710-1BJ23-2AU	C3	20	1 or 12	460 to 480	27	20 x 16 x 48	230	Wall Mounted		1
6SL3710-1BJ23-8AR	D1	25	1 or 12	460 to 480	34	26 x 20 x 60	330	Wall Mounted		interpolated
6SL3710-1BJ23-8AU	D1	25	1 or 12	460 to 480	34	26 x 20 x 60	330	Wall Mounted		interpolated
6SL3710-1BJ24-5AR	D2	30	1 or 12	460 to 480	41	26 x 20 x 60	330	Wall Mounted		interpolated
6SL3710-1BJ24-5AU	D2	30	1 or 12	460 to 480	41	26 x 20 x 60	330	Wall Mounted		interpolated
6SL3710-1BJ26-0AR	D3	40	1 or 12	460 to 480	54	26 x 20 x 60	330	Wall Mounted		interpolated
6SL3710-1BJ26-0AU	D3	40	1 or 12	460 to 480	54	26 x 20 x 60	330	Wall Mounted		interpolated
6SL3710-1BJ27-5AR	E1	50	1 or 12	460 to 480	68	26 x 20 x 60	330	Wall Mounted		interpolated
6SL3710-1BJ27-5AU	E1	50	1 or 12	460 to 480	68	26 x 20 x 60	330	Wall Mounted		interpolated
6SL3710-1BJ29-0AR	E2	60	1 or 12	460 to 480	80	26 x 20 x 60	330	Wall Mounted		2
6SL3710-1BJ29-0AU	E2	60	1 or 12	460 to 480	80	26 x 20 x 60	330	Wall Mounted		2
6SL3710-1BJ31-1AR	F1	75	1 or 12	460 to 480	100	30 x 24 x 94	720	Floor Mounted		interpolated
6SL3710-1BJ31-1AU	F1	75	1 or 12	460 to 480	100	30 x 24 x 94	720	Floor Mounted		interpolated
6SL3710-1BJ31-5AR	F2	100	1 or 12	460 to 480	130	30 x 24 x 94	720	Floor Mounted		interpolated
6SL3710-1BJ31-5AU	F2	100	1 or 12	460 to 480	130	30 x 24 x 94	720	Floor Mounted		interpolated
6SL3710-1BJ31-8AR	F3	125	1 or 12	460 to 480	160	30 x 24 x 94	720	Floor Mounted	20, 24	interpolated
6SL3710-1BJ31-8AU	F3	125	1 or 12	460 to 480	160	30 x 24 x 94	720	Floor Mounted	20, 24	interpolated
6SL3710-1BJ32-0AR	F+1	150	1 or 12	460 to 480	186	30 x 24 x 94	760	Floor Mounted		interpolated
6SL3710-1BJ32-0AU	F+1	150	1 or 12	460 to 480	186	30 x 24 x 94	760	Floor Mounted		interpolated
6SL3710-1BJ32-5AR	F+2	200	1 or 12	460 to 480	240	30 x 24 x 94	760	Floor Mounted		interpolated
6SL3710-1BJ32-5AU	F+2	200	1 or 12	460 to 480	240	30 x 24 x 94	760	Floor Mounted		interpolated
6SL3710-3BJ27-5AY	E1	50	1 or 12	460 to 480	68	30 x 24 x 94	930	Floor Mounted		interpolated
6SL3710-3BJ29-0AY	E2	60	1 or 12	460 to 480	80	30 x 24 x 94	930	Floor Mounted		3
6SL3710-3BJ31-1AY	F1	75	1 or 12	460 to 480	100	36 x 24 x 94	1120	Floor Mounted		interpolated
6SL3710-3BJ31-5AY	F2	100	1 or 12	460 to 480	130	36 x 24 x 94	1160	Floor Mounted		interpolated
6SL3710-3BJ31-8AY	F3	125	1 or 12	460 to 480	160	36 x 24 x 94	1260	Floor Mounted	20, 24	interpolated
6SL3710-3BJ32-0AY	F+1	150	1 or 12	460 to 480	186	36 x 24 x 94	1460	Floor Mounted		interpolated
6SL3710-3BJ32-5AY	F+2	200	1 or 12	460 to 480	240	36 x 24 x 94	1660	Floor Mounted		4
6SL3710-3GJ33-1AS	G1	250	1 or 12	460 to 480	310	54 x 28 x 100	2420	Floor Mounted	24	interpolated
6SL3710-3GJ33-8AS	G2	300	1 or 12	460 to 480	380	54 x 28 x 100	2520	Floor Mounted		interpolated
6SL3710-3GJ35-0AS	G3	400	1 or 12	460 to 480	490	54 x 28 x 100	2880	Floor Mounted	24, 28	5
6SL3710-3GJ36-1AS	H1	500	1 or 12	460 to 480	605	68 x 32 x 100	3270	Floor Mounted		interpolated
6SL3710-3GJ37-5AS	H2	600	1 or 12	460 to 480	745	68 x 32 x 100	3960	Floor Mounted	24, 40	interpolated
6SL3710-3GJ38-4AS	H3	700	1 or 12	460 to 480	840	100 x 32 x 104	6170	Floor Mounted		interpolated
6SL3710-3GJ41-0AS	J1	800	1 or 12	460 to 480	985	100 x 32 x 104	6600	Floor Mounted	24, 40, 72	6

Dimensions are nominal for enclosure, excluding protruding components.

Table 2: Certified Sub-Component Matrix

Breakers

Siemens' SAP Part Number	Description	Manufacturer	UUT Mounting	UUT / Interpolated / Extrapolated
HHED63B015	Breaker ED 3P 15A 600V 18KA LD Lug	Siemens	Wall	Extrapolated
HHED63B020	Breaker ED 3P 20A 600V 18KA LD Lug			Extrapolated
HHED63B025	Breaker ED 3P 25A 600V 18KA LD Lug			Extrapolated
HHED63B035	Breaker ED 3P 35A 600V 18KA LD Lug			Extrapolated
HHED63B040	Breaker ED 3P 40A 600V 18KA LD Lug			1
HHED63B050	Breaker ED 3P 50A 600V 18KA LD Lug			Interpolated
HHED63B060	Breaker ED 3P 60A 600V 18KA LD Lug			Interpolated
HHED63B080	Breaker ED 3P 80A 600V 18KA LD Lug			Interpolated
HHED63B100	Breaker ED 3P 100A 600V 18KA LD Lug			Interpolated
HHED63B110	Breaker ED 3P 110A 600V 18KA LD Lug			2
HDG3B110	Breaker VL 110A T/M 3P 65KA NO Lugs	Siemens	Floor	3
HFG3B125	Breaker VL 125A T/M 3P 65KA NO Lugs			Interpolated
HFG3B150	Breaker VL 150A T/M 3P 65KA NO-Lugs			Interpolated
HFG3B175	Breaker VL 175A T/M 3P 65KA NO-Lugs			Interpolated
HFG3B175	Breaker VL 175A T/M 3P 65KA NO-Lugs			Interpolated
HFG3B225	Breaker VL 225A T/M 3P 65KA NO-Lugs			Interpolated
HFG3B225	Breaker VL 225A T/M 3P 65KA NO-Lugs			Interpolated
HJG3B250	Breaker VL 250A T/M 3P 65KA NO Lugs			Interpolated
HJG3B250	Breaker VL 250A T/M 3P 65KA NO Lugs			Interpolated
HJG3B300	Breaker VL 300A T/M 3P 65KA NO Lugs			4
HJG3B350	Breaker VL 350A T/M 3P 65KA NO Lugs			Interpolated
HDG3B090	Breaker VL 90A T/M 3P 65KA NO Lugs			Interpolated
HLK3B400	Breaker VL 400A T/M 3P 65KA NO-Lugs B			Interpolated
HLK3B500	Breaker VL 500A T/M 3P 65KA NO-Lugs B			Interpolated
HMG3B700	Breaker VL 700A T/M 3P 65KA NO-Lugs			5
HNG3B800	Breaker VL 800A T/M 3P 65KA NO-Lugs			Interpolated
HNG3X100	Breaker VL 1000A LIG 3P/4W NO-Lugs			Interpolated
HPG3X120	Breaker VL 1200A LIG 3P/4W 65KA NO/Lugs			Interpolated
HPG3X160	Breaker VL 1600A LIG 3P/4W 65KA NO/Lugs			6

Power Modules

Siemens' SAP Part Number	Description	Manufacturer	UUT Mounting	UUT / Interpolated / Extrapolated
6SL32240BE175UA0	PM240_FSA_400V_2.2A_UFLT	Siemens	Wall	Extrapolated
6SL32240BE211UA0	PM240_FSA_400V_3.1A_UFLT			Extrapolated
6SL32240BE215UA0	PM240_FSA_400V_4.1A_UFLT			Extrapolated
6SL32240BE222UA0	PM240_FSB_400V_5.9A_UFLT			Extrapolated
6SL32240BE230UA0	PM240_FSB_400V_7.7A_UFLT			Extrapolated
6SL32240BE240UA0	PM240_FSB_400V_10.2A_UFLT			Extrapolated
6SL32240BE255UA0	PM240_FSC_400V_18A_UFLT			Extrapolated
6SL32240BE275UA0	PM240_FSC_400V_25A_UFLT			Extrapolated
6SL32240BE311UA0	PM240_FSC_400V_32A_UFLT			1
6SL32240BE315UA0	PM240_FSD_400V_38A_UFLT			Interpolated
6SL32240BE318UA0	PM240_FSD_400V_45A_UFLT			Interpolated
6SL32240BE322UA0	PM240_FSD_400V_60A_UFLT			Interpolated
6SL32240BE330UA0	PM240_FSE_400V_75A_UFLT			Interpolated
6SL32240BE337UA0	PM240_FSE_400V_90A_UFLT			Interpolated
6SL32250BE315UA0	SINAMICS G120,PM250_FSD_400V_NFLT,15KW			Interpolated
6SL32250BE318UA0	SINAMICS G120,PM250_FSD_400V_NFLT,18.5KW			Interpolated
6SL32250BE322UA0	SINAMICS G120,PM250_FSD_400V_NFLT,22KW			Interpolated
6SL32250BE330UA0	SINAMICS G120,PM250_FSE_400V_NFLT,30KW			Interpolated
6SL32250BE337UA0	SINAMICS G120,PM250_FSE_400V_NFLT,37KW			2
6SL32240BE330UA0	PM240_FSE_400V_75A_UFLT			Siemens
6SL32240BE337UA0	PM240_FSE_400V_90A_UFLT	3		
6SL32240BE345UA0	PM240_FSF_400V_110A_UFLT	Interpolated		
6SL32240BE355UA0	PM240_FSF_400V_145A_UFLT	Interpolated		
6SL32240BE375UA0	PM240_FSF_400V_178A_UFLT	Interpolated		
6SL32250BE345UA0	SINAMICS G120,PM250_FSF_400V_NFLT,45KW	Interpolated		
6SL32250BE355UA0	SINAMICS G120,PM250_FSF_400V_NFLT,55KW	Interpolated		
6SL32250BE375UA0	SINAMICS G120,PM250_FSF_400V_NFLT,75KW	Interpolated		
6SL32240BE388UA0	SINAMICS PM240-IP20-FSF-U-400V-90KW	Interpolated		
6SL32240BE411UA0	SINAMICS PM240-IP20-FSF-U-400V-110KW	4		
A5E02230857	GG+/FSG/DC-AC/650VDC/160KW/310A DAC	Interpolated		
A5E02230858	GG+/FSG/DC-AC/650VDC/200KW/380A DAC	Interpolated		
A5E02230859	GG+/FSG/DC-AC/650VDC/250KW/490A DAC	5		
A5E02230828	EB+/FSH/DC-AC/650VDC/315KW/605A DAC	Interpolated		
A5E02230829	EB+/FSH/DC-AC/650VDC/400KW/745A DAC	Interpolated		
A5E02230830	EB+/FSH/DC-AC/650VDC/450KW/840A DAC	Interpolated		
A5E02230831	EB+/FSJ/DC-AC/650VDC/560KW/985A DAC	6		

Table 2: Certified Sub-Component Matrix

Reactors

Siemens' SAP Part Number	Description	Manufacturer	UUT Mounting	UUT / Interpolated / Extrapolated
A5E30186467	Reactor 02A / 11000uH / 690V	MTE Corp	Wall	Extrapolated
A5E30187458	Reactor 02A / 18000uH / 690V			Extrapolated
A1RAL00G011	Reactor 02A / 12000uH / 600V			Extrapolated
A5E30187473	Reactor 03A / 06800uH / 690V			Extrapolated
A5E30187492	Reactor 03A / 11000uH / 690V			Extrapolated
A5E30187492	Reactor 03A / 11000uH / 690V			Extrapolated
A5E30187499	Reactor 04A / 07700uH / 690V			Extrapolated
A5E30187494	Reactor 04A / 04800uH / 690V			Extrapolated
A5E30187499	Reactor 04A / 07700uH / 690V			1
A1RAL00G016	Reactor 04A / 06500uH / 600V			Interpolated
A5E30187507	Reactor 07A / 03000uH / 690V			Interpolated
A5E30187509	Reactor 07A / 04800uH / 690V			Interpolated
A1RAL00G021	Reactor 08A / 05000uH / 600V			Interpolated
A1RAL00G020	Reactor 08A / 03000uH / 600V			Interpolated
A5E30186453	Reactor 11A / 02100uH / 690V			Interpolated
A5E30186455	Reactor 11A / 03300uH / 690V			Interpolated
A1RAL00G024	Reactor 12A / 02500uH / 600V			Interpolated
A5E30186457	Reactor 14A / 01600uH / 690V			Interpolated
A5E30186459	Reactor 14A / 02600uH / 690V			Interpolated
A1RAL00G027	Reactor 18A / 01500uH / 600V			Interpolated
A5E30186461	Reactor 21A / 01100uH / 690V			Interpolated
A5E30186463	Reactor 21A / 01800uH / 690V			Interpolated
A1RAL00G030	Reactor 25A / 01200uH / 600V			Interpolated
A5E30186465	Reactor 28A / 00820uH / 690V			Interpolated
A5E30125361	Reactor 28A / 01300uH / 690V			Interpolated
A5E30188359	Reactor 35A / 00710uH / 690V			Interpolated
A1RAL00G033	Reactor 35A / 00800uH / 600V			1
A1RAL00G036	Reactor 45A / 00700uH / 600V			Interpolated
A5E30188361	Reactor 46A / 00550uH / 690V			Interpolated
A5E30188363	Reactor 46A / 00980uH / 690V			Interpolated
A5E30188365	Reactor 55A / 00750uH / 690V			Interpolated
A1RAL00G039	Reactor 55A / 00500uH / 600V			Interpolated
A5E30188963	Reactor 65A / 00380uH / 690V			Interpolated
A1RAL00G042	Reactor 80A / 00400uH / 600V			2
A5E30188965	Reactor 83A / 00290uH / 690V			Interpolated
A5E30125353	Reactor 83A / 00510uH / 690V			2
A1RAL00G045	Reactor 100A / 300uH / 600V			3
A5E30188967	Reactor 104A / 230uH / 690V			Interpolated
A5E30188969	Reactor 104A / 375uH / 690V			Interpolated
A5E30188971	Reactor 130A / 180uH / 690V			Interpolated
A1RAL00G048	Reactor 130A / 200uH / 600V			Interpolated
A5E30188973	Reactor 130A / 300uH / 690V			Interpolated
A1RAL00G051	Reactor 160A / 150uH / 600V	Interpolated		
A5E30188975	Reactor 160A / 155uH / 690V	Interpolated		
A5E30188977	Reactor 160A / 260uH / 690V	Interpolated		
A1RAL00G053	Reactor 200A / 055uH / 600V	Interpolated		
A5E30188979	Reactor 200A / 115uH / 690V	Interpolated		
A5E30188981	Reactor 200A / 200uH / 690V	Interpolated		
A5E30188983	Reactor 250A / 095uH / 690V	Interpolated		
A1RAL00G056	Reactor 250A / 045uH / 690V	4		
A5E00213481	Reactor 0310A / 24uH / 480V	Siemens	Floor	Extrapolated
A5E00213494	Reactor 0380A / 21uH / 480V			Extrapolated
A5E00452580	Reactor 0490A / 54uH / 400V			Extrapolated
A5E00213499	Reactor 0490A / 19uH / 480V			5
A5E00213506	Reactor 0605A / 18uH / 480V			Interpolated
A5E00452583	Reactor 0840A / 32uH / 400V			Interpolated
A5E00213507	Reactor 0840A / 13uH / 480V			Interpolated
A5E00213507	Reactor 0840A / 13uH / 480V			Interpolated
A5E00213512	Reactor 0985A / 10uH / 480V			6
A5E00452584	Reactor 1405A / 10uH / 400V			Extrapolated

Table 2: Certified Sub-Component Matrix

Autotransformer & Input Reactor Assembly

Siemens' SAP Part Number	Description	Manufacturer	UUT Mounting	UUT / Interpolated / Extrapolated
TYZ:A1208319104	AutoTrans/React Assy,18-PULSE,50HP	Norlake	Floor	Extrapolated
TYZ:A1208319105	AutoTrans/React Assy,18-PULSE,60HP			3
TYZ:A1208319106	AutoTrans/React Assy,18-PULSE,75HP			Interpolated
TYZ:A1208319107	AutoTrans/React Assy,18-PULSE,100HP			Interpolated
TYZ:A1208319108	AutoTrans/React Assy,18-PULSE,125HP			Interpolated
TYZ:A1208319109	AutoTrans/React Assy,18-PULSE,150HP			Interpolated
TYZ:A1208319110	AutoTrans/React Assy,18-PULSE,200HP			4
TYZ:A1208319111	AutoTrans/React Assy,18-PULSE,250HP			Interpolated
TYZ:A1208319112	AutoTrans/React Assy,18-PULSE,300HP			Interpolated
TYZ:A1208319114	AutoTrans/React Assy,18-PULSE,400HP			5
TYZ:A1208319116	AutoTrans/React Assy,18-PULSE,500HP			Interpolated
TYZ:A1208319117	AutoTrans/React Assy,18-PULSE,600HP			Interpolated
TYZ:A1208319118	AutoTrans/React Assy,18-PULSE,700HP			Interpolated
TYZ:A1208319119	AutoTrans/React Assy,18-PULSE,800HP			6

Rectifier Assembly

Siemens' SAP Part Number	Description	Manufacturer	UUT Mounting	UUT / Interpolated / Extrapolated
A5E02815031	Assembly 18-P Rectifier 60HP	Siemens	Floor	3
A5E02818852	Assembly 18-P Rectifier 200HP			4
A5E02819317	Assembly 18-P Rectifier 400HP			5, 6
A5E02842615	Assembly 18-P Rectifier 600HP			Extrapolated

Fuse

Siemens' SAP Part Number	Description	Manufacturer	UUT Mounting	UUT / Interpolated / Extrapolated
A5E30180240	Fuse_Drive_10A_600V	Bussman	Wall	Extrapolated
A5E30180242	Fuse_Drive_15A_600V			Extrapolated
A5E30180244	Fuse_Drive_20A_600V			Extrapolated
A5E30180246	Fuse_Drive_25A_600V			Extrapolated
A5E30180248	Fuse_Drive_35A_600V			Extrapolated
A5E30180250	Fuse_Drive_40A_600V			1
3NE18170	Fuse,50A,AC,690V,(GR.000)	Siemens	Wall	Extrapolated
3NE18180	Fuse,63A,AC,690VGR.000			Extrapolated
3NE18200	Fuse,80A,AC,690V			Extrapolated
3NE10212	Fuse-Link 100A AC 690V			Extrapolated
3NE10222	Fuse-Link 125AAC 690V			2
3NE12242	Fuse-Link 160A AC 690V			3
3NE12252	Fuse-Link 200A AC 690V	Siemens	Floor	Interpolated
3NE12272	Fuse-Link 250A AC 690V			Interpolated
3NE12302	Fuse-Link 315A AC 690V			Interpolated
3NE10202	Fuse-Link 80A AC 690V			Interpolated
3NE10212	Fuse-Link 100A AC 690V			Interpolated
3NE10222	Fuse-Link 125A AC 690V			Interpolated
3NE12240	Fuse-Link,160A,AC 690V			Interpolated
3NE12252	Fuse-Link 200A AC 690V			Interpolated
3NE12272	Fuse-Link 250A AC 690V			4
3NE12302	Fuse-Link 315A AC 690V			Interpolated
3NE13332	Fuse,-Link 450A AC 690V			Interpolated
3NE14352	Fuse-Link 560A AC 690V			5
3NE14372	Fuse-Link 710A AC 690V			Extrapolated
3NE14382	Fuse-Link 800A AC 690V			Extrapolated
A5E30633623	Fuse-Link 900A AC 700V	Bussman	Floor	Extrapolated
A5E30633601	Fuse-Link 1000A AC 700V			6

Precharge Resistors

Siemens' SAP Part Number	Description	Manufacturer	UUT Mounting	UUT / Interpolated / Extrapolated
A5E30111546	RES WIRE HS300 5% 300W	Arcol	Floor	5, 6

Table 2: Certified Sub-Component Matrix

Control Unit

Siemens' SAP Part Number	Description	Manufacturer	System Mounting	
			Wall	Floor
6SL32430BB301HA2	SINAMICS G120 CONTROL UNIT CU230P-2 HVAC	Siemens	UUT 2	UUT 3 / 4
6SL32430BB301PA2	SINAMICS G120 CONTROL UNIT CU230P-2 DP		Interpolated	Interpolated
6SL32440BB121BA1	SINAMICS CU240E-2		Interpolated	Interpolated
6SL32440BB121PA1	SINAMICS CU240E-2 DP		Interpolated	Interpolated
6SL32440BB131BA1	SINAMICS CU240E-2 F		Interpolated	Interpolated
6SL32440BB131PA1	SINAMICS CU240E-2 DP-F		Interpolated	Interpolated
6SL32440BA201BA0	SINAMICS G120 CONTROL UNIT CU240S S-TYPE		UUT 1	Interpolated
6SL32440BA211PA0	SINAMICS G120 CONT UNIT CU240S DP-F-S-TY		Extrapolated	Interpolated
6SL32440BA211FA0	SINAMICS CU240S PN-F		Extrapolated	Interpolated
6SL32440BA201PA0	SINAMICS G120 CONTROL UNIT CU240S DP		Extrapolated	Interpolated
6SL32440BA201FA0	SINAMICS G120 CONTROL UNIT CU240S PN		Extrapolated	Interpolated
6SL30401MA000AA0	CU320-2 DP S120 CONTROL UNIT		Extrapolated	UUT 5 / 6
6SL30401MA000AA0	CU320-2 PN S120 CONTROL UNIT		Extrapolated	Extrapolated

Terminal Module

Siemens' SAP Part Number	Description	Manufacturer	UUT Mounting	UUT / Interpolated / Extrapolated
6SL30550AA003AA1	SINAMICS TM31 TERMINAL MODULE	Siemens	Floor	5, 6

Control Transformer

Siemens' SAP Part Number	Description	Manufacturer	UUT Mounting	UUT / Interpolated / Extrapolated
MT0250L	Ctrl Trans w/Fuses & Holders,250VA,220/460/600-11	Siemens	Wall	1
MT0250A	Ctrl Trans w/Fuses & Holders,250VA,240/480-120V,			Interpolated
MT0500L	Ctrl Trans w/Fuses & Holders,500VA,220/460/600-11			Interpolated
MT0500A	Ctrl Trans w/Fuses & Holders,500VA,240/480-120V,			2
MT0750A	Ctrl Trans w/Fuses & Holders,750VA,240/480-120V,	Siemens	Floor	3, 4, 5, 6
MT0750L	Ctrl Trans w/Fuses & Holders,750VA,220/460/600-11			Interpolated
MT1000A	Ctrl Trans w/Fuses & Holders,1000VA,240/480-120V,			Interpolated
A5E00117675	Transformer,1.0KVA,380-690V PRI,120V SEC			3

Power Supply

Siemens' SAP Part Number	Description	Manufacturer	System Mounting	
			Wall	Floor
6EP13211SH03	LOGO 12V/1.9A POWER SUPPLY	Siemens	N/A	Extrapolated
6EP13322BA10	SITOP PS 120/230 VAC, 24VDC,2.5 A,w. EX		UUT 1	Extrapolated
6EP13311SH03	LOGO 24V/1.3A POWER SUPPLY		N/A	Extrapolated
6EP13332BA01	SITOP PS 120/230 VAC, 24 VDC, 5 A, w. EX		N/A	UUT 5
6EP13342BA01	SITOP PS 120/230 VAC, 24 VDC, 10 A, w.EX		N/A	UUT 6

Contactors

Siemens' SAP Part Number	Description	Manufacturer	UUT Mounting	UUT / Interpolated / Extrapolated
3RT10331AK60	Contactor,Nonrev,S2,28A,120VAC,3P,SCRW	Siemens	Wall	1
3RT10231AK60	Contactor ,Nonrev,S0,9A,120VAC,3P,SCRW	Siemens	Floor	5, 6
3RT10546AF36	Contactor,Nonrev,S6,115A,110-127V,3P,BAR			Interpolated
3RT10566AF36	Contactor,Nonrev,S6,185A,110-127V,3P,BAR			Interpolated
3RT10656AF36	Contactor,Nonrev,S10,265A,110-127V,3P,BAR			4
3RT10756AF36	Contactor,Nonrev,S12,400A,110-127V,3P,BR			Interpolated
3RT10766AF36	Contactor,Nonrev,S12,500A,110-127V,3P,BR			5
3TG10010AG2	Contactor,3NO+1NC,DIN RAIL MTD,110VAC			Interpolated
40NH32AF	Contactor, SZ7,3PH,OPN,120V,			6

Control Relays

Siemens' SAP Part Number	Description	Manufacturer	System Mounting	
			Wall	Floor
3TX71175HF13C	RELAY,4PDT,120VAC,15A	Siemens	UUT 1	Extrapolated
3TX71175HC03C	RELAY,4PDT,24VDC,15A		UUT 1 / 2	UUT 3 / 4 / 5 / 6
3RS10411GW50	TEMPERATURE MONITORING RELAY		Extrapolated	UUT 3
A5E00146964	MONITOR,GND FLT,IRDH275U-435,88-260 VAC	Bender	N/A	3
A6X30020231	MOTOR PROT RELAY,TYPE 369,W/RTD	GE	N/A	3

Table 2: Certified Sub-Component Matrix

Overload Relays

Siemens' SAP Part Number	Description	Manufacturer	System Mounting	
			Wall	Floor
3RU11261CB0	OVERLOAD,IEC,S0,CL10,1.8 - 2.5A,SCREW	Siemens	N/A	Extrapolated
3RU11261EB0	OVERLOAD,IEC,S0,CL10,2.8 - 4A,SCREW		N/A	Extrapolated
3RU11261FB0	OVERLOAD,IEC,S0,CL10,3.5 - 5A,SCREW		N/A	Extrapolated
3RU11261HB0	OVERLOAD,IEC,S0,CL10,5.5 - 8A,SCREW		N/A	Extrapolated
3RU11261JB0	OVERLOAD,IEC,S0,CL10,7 - 10A,SCREW		N/A	Extrapolated
3RU11261KB0	OVERLOAD,IEC,S0,CL10,9 - 12.5A,SCREW		N/A	Extrapolated
3RU11264BB0	OVERLOAD,IEC,S0,CL10,14 - 20A,SCREW		N/A	Extrapolated
3RU11364EB0	OVERLOAD,IEC,S2,CL10,22 - 32A,SCREW		N/A	Extrapolated
3RU11364FB0	OVERLOAD,IEC,S2,CL10,28 - 40A,SCREW		UUT 1	Extrapolated
3RU11364GB0	OVERLOAD,IEC,S2,CL10,36 - 45A,SCREW		N/A	Extrapolated
3RU11364HB0	OVERLOAD,IEC,S2,CL10,40 - 50A,SCREW		N/A	Extrapolated
3RU11464JB0	OVERLOAD,IEC,S3,CL10,45 - 63A,SCREW		N/A	Extrapolated
3RU11464LB0	OVERLOAD,IEC,S3,CL10,70 - 90A,SCREW		N/A	Extrapolated
3RU11464MB0	OVERLOAD,IEC,S3,CL10,80 - 100A,SCREW		N/A	UUT 3
3RU11161BB0	OVERLOAD,IEC,S00,CL10,1.4 - 2A,SCREW		N/A	Interpolated
3RU11161CB0	OVERLOAD,IEC,S00,CL10,1.8 - 2.5A,SCREW		N/A	Interpolated
3RU11161DB0	OVERLOAD,IEC,S00,CL10,2.2 - 3.2A,SCREW		N/A	Interpolated
3RU11161EB0	OVERLOAD,IEC,S00,CL10,2.8 - 4A,SCREW		N/A	Interpolated
3RU11161FB0	OVERLOAD,IEC,S00,CL10,3.5 - 5A,SCREW		N/A	UUT 4

Power Distribution Block (Terminal Block)

Siemens' SAP Part Number	Description	Manufacturer	UUT Mounting	UUT / Interpolated / Extrapolated
A5E30193311	POWER BLOCK 3P 310A 1IN-1OUT SCREW	Marathon	Floor	Extrapolated
A6X30016791	POWER BLOCK 3P 620A 2IN-2OUT			4
A5E30193314	POWER BLOCK 3P 760A 2IN-2OUT SCREW			5

Braking Chopper

Siemens' SAP Part Number	Description	Manufacturer	UUT Mounting	UUT / Interpolated / Extrapolated
A5E00265453, 5	CHOPPER 400/200/G(6SL3300-1AE32-5AA0)	Siemens	Floor	5

Table 3: UUT Matrix
Siemens Gen-II Robicon W-series & Sinamics G120E

UUT	Model No.	Frame Type	HP	Enclosure MFR / Material	Enclosure NEMA Rating	Input Voltage [V]	Output Rating [A]	Cabinet Dims [in] (W x D x H)	Max. Cabinet Weight [lbs]	Installation Description	S _{pos}	z/h	Natural Frequency (Hz)					
													Rigid			Isolated		
													X	Y	Z	X	Y	Z
1	6SL3710-1B/J23-ZAR0 6SL3710-1B/J23-ZAU0	C3 (PM240)	20	Hoffman Carbon Steel	1	380 to 480	27	20 x 16 x 48	230	Wall	2.11 (1.32)	0 (1)	14.90	22.80	13.70	3.30	4.20	9.40
2	6SL3710-5B/J29-0AU0 6SL3710-1B/J29-0AR0	E2 (PM250)	60	Hoffman Carbon Steel	12	460 to 480	80	26 x 20 x 60	330	Wall	2.11 (1.32)	0 (1)	12.90	16.70	14.00	3.30	4.20	11.70
3	6SL3710-3B/J32-0AR0	E2	60	UniFab Carbon Steel	1	460 to 480	80	30 x 24 x 94	930	Floor	2.11 (1.32)	0 (1)	11.60	10.10	13.70	na	na	na
4	6SL3710-3B/J32-5AR0	F+2	200	UniFab Carbon Steel	12	460 to 480	240	36 x 24 x 94	1660	Floor	2.11 (1.32)	0 (1)	12.20	12.50	13.50	na	na	na
5	6SL3710-3G/J35-0AS3	G3	400	UniFab Carbon Steel	1	460 to 480	490	54 x 28 x 100	2880	Floor	2.11 (1.32)	0 (1)	7.40	8.10	13.60	na	na	na
6	6SL3710-3G/J41-0AS3	J1	800	UniFab Carbon Steel	12	460 to 480	985	98 x 32 x 100	6600	Floor	2.11 (1.32)	0 (1)	5.40	8.10	13.60	na	na	na

All units were full of contents and maintained structural integrity and functional compliance

All wall mounted units were tested on a rigid and an isolated fixture

All units were tested to both S_{pos} levels shown in table



UUT #1-Shake 1

Manufacturer: Siemens

Model: 6SL3710-1BJ23-2AR0

Cabinet Construction Summary:

Base:	Galvanized Carbon Steel Sheetmetal
Walls:	Galvanized Carbon Steel Sheetmetal
Roof:	Galvanized Carbon Steel Sheetmetal

Component Summary:

Item	Dimensions				Lowest Natural Frequency		
	Depth	Width	Height	Weight	F-B	S-S	V
Cabinet	16	20	48	230	NA	NA	NA
Breaker							
Power Module							
Input Reactor							
Control Unit							
Control Transformer							
Power Supply							
Output Reactor							
Input Contactor							
Fuse							
Output & Bypass Contactor							
Rotary Switch							
Relay							
Pushbutton, Green							
Pushbutton, Red							
Relay with Suppressor							
Overload Temperature Monitor Relay							

Seismic Test Parameters:

Qualification Method	Sds	z/h	Ip	Aflx-H	Arig-H	Aflx-V	Arig-V
ICC-ES AC156 (2012)	2.11/1.32	0.0/1.0	1.5	2.11/2.11	0.84/1.58	1.41/0.88	0.56/0.35

Pre/Post Shake Functionality Test Results:

Pre:	PASSED
Post:	All units were full of contents, maintained structural integrity and passed post-shake functional compliance.



UUT Mounting Description:

Wall mounted unit with (4) 3/8" dia SAE Grade 8 bolts, fixture rigidly on table.

UUT #1-Shake 2

Manufacturer: Siemens

Model: 6SL3710-1BJ23-2AR0

Cabinet Construction Summary:

Base:	Galvanized Carbon Steel Sheetmetal
Walls:	Galvanized Carbon Steel Sheetmetal
Roof:	Galvanized Carbon Steel Sheetmetal

Component Summary:

Item	Dimensions				Lowest Natural Frequency		
	Depth	Width	Height	Weight	F-B	S-S	V
Cabinet	16	20	48	230	NA	NA	NA
Breaker							
Power Module							
Input Reactor							
Control Unit							
Control Transformer							
Power Supply							
Output Reactor							
Input Contactor							
Fuse							
Output & Bypass Contactor							
Rotary Switch							
Relay							
Pushbutton, Green							
Pushbutton, Red							
Relay with Suppressor							
Overload Temperature Monitor Relay							

Seismic Test Parameters:

Qualification Method	Sds	z/h	Ip	Aflx-H	Arig-H	Aflx-V	Arig-V
ICC-ES AC156 (2012)	2.11/1.32	0.0/1.0	1.5	2.11/2.11	0.84/1.58	1.41/0.88	0.56/0.35

Pre/Post Shake Functionality Test Results:

Pre:	PASSED
Post:	All units were full of contents, maintained structural integrity and passed post-shake functional compliance.



UUT Mounting Description:

Wall mounted unit with (4) 3/8" dia SAE Grade 8 bolts, fixture on spring vibration isolators.

UUT #2-Shake 1

Manufacturer: Siemens

Model: 6SL3710-5BJ29-0AU0

Cabinet Construction Summary:

Base:	Galvanized Carbon Steel Sheetmetal
Walls:	Galvanized Carbon Steel Sheetmetal
Roof:	Galvanized Carbon Steel Sheetmetal

Component Summary:

Item	Dimensions				Lowest Natural Frequency		
	Depth	Width	Height	Weight	F-B	S-S	V
Cabinet	20	26	60	330	NA	NA	NA
Breaker							
Power Module							
Input Reactor							
Control Unit							
Control Transformer							
Output Reactor							
Fuse							

Seismic Test Parameters:

Qualification Method	Sds	z/h	Ip	Afx-H	Arig-H	Afx-V	Arig-V
ICC-ES AC156 (2012)	2.11/1.32	0.0/1.0	1.5	2.11/2.11	0.84/1.58	1.41/0.88	0.56/0.35

Pre/Post Shake Functionality Test Results:

Pre:	PASSED
Post:	All units were full of contents, maintained structural integrity and passed post-shake functional compliance.



UUT Mounting Description:

Wall mounted unit with (4) 3/8" dia SAE Grade 8 bolts, fixture rigidly on table.

UUT #2-Shake 2

Manufacturer: Siemens

Model: 6SL3710-5BJ29-0AU0

Cabinet Construction Summary:

Base:	Galvanized Carbon Steel Sheetmetal
Walls:	Galvanized Carbon Steel Sheetmetal
Roof:	Galvanized Carbon Steel Sheetmetal

Component Summary:

Item	Dimensions				Lowest Natural Frequency		
	Depth	Width	Height	Weight	F-B	S-S	V
Cabinet	20	26	60	330	NA	NA	NA
Breaker							
Power Module							
Input Reactor							
Control Unit							
Control Transformer							
Output Reactor							
Fuse							

Seismic Test Parameters:

Qualification Method	Sds	z/h	Ip	Aflx-H	Arig-H	Aflx-V	Arig-V
ICC-ES AC156 (2012)	2.11/1.32	0.0/1.0	1.5	2.11/2.11	0.84/1.58	1.41/0.88	0.56/0.35

Pre/Post Shake Functionality Test Results:

Pre:	PASSED
Post:	All units were full of contents, maintained structural integrity and passed post-shake functional compliance.



UUT Mounting Description:

Wall mounted unit with (4) 3/8" dia SAE Grade 8 bolts, fixture on spring vibration isolators.

UUT #3

Manufacturer: Siemens

Model: 6SL3710-3BJ29-0AR0

Cabinet Construction Summary:

Base:	Galvanized Carbon Steel Sheetmetal
Walls:	Galvanized Carbon Steel Sheetmetal
Roof:	Galvanized Carbon Steel Sheetmetal

Component Summary:


Item	Dimensions				Lowest Natural Frequency		
	Depth	Width	Height	Weight	F-B	S-S	V
Cabinet	24	30	94	931	11.60	10.10	13.70
Breaker							
Power Module							
Autotransformer-Reactor							
Rectifier Assembly							
Fuse							
Control Unit							
Control Transformer with Fuses							
Reactor							
Monitor							
Temperature Monitoring Relay							
Overload							
Motor Protection Relay							

Seismic Test Parameters:

Qualification Method	Sds	z/h	Ip	Aflx-H	Arig-H	Aflx-V	Arig-V
ICC-ES AC156 (2012)	2.11/1.32	0.0/1.0	1.5	2.11/2.11	0.84/1.58	1.41/0.88	0.56/0.35

Pre/Post Shake Functionality Test Results:

Pre:	PASSED
Post:	All units were full of contents, maintained structural integrity and passed post-shake functional compliance.



UUT Mounting Description:

Floor mounted unit with (4) 1/2" dia SAE Grade 8 bolts directly into table.

UUT #4

Manufacturer: Siemens

Model: 6SL3710-3BJ32-5AR0

Cabinet Construction Summary:

Base:	Galvanized Carbon Steel Sheetmetal
Walls:	Galvanized Carbon Steel Sheetmetal
Roof:	Galvanized Carbon Steel Sheetmetal

Component Summary:


Item	Dimensions				Lowest Natural Frequency		
	Depth	Width	Height	Weight	F-B	S-S	V
Cabinet	24	36	94	1,660	12.20	12.50	13.50
Breaker							
Power Module							
Autotransformer-Reactor							
Rectifier Assembly							
Fuse							
Control Unit							
Control Transformer with Fuses							
Reactor							
Power Block							
Non-Reversible Contactor							
Rotary Switch							
Power Distribution Block							
Overload							

Seismic Test Parameters:

Qualification Method	Sds	z/h	Ip	Aflx-H	Arig-H	Aflx-V	Arig-V
ICC-ES AC156 (2012)	2.11/1.32	0.0/1.0	1.5	2.11/2.11	0.84/1.58	1.41/0.88	0.56/0.35

Pre/Post Shake Functionality Test Results:

Pre:	PASSED
Post:	All units were full of contents, maintained structural integrity and passed post-shake functional compliance.



UUT Mounting Description:

Floor mounted unit with (4) 1/2" dia SAE Grade 8 bolts directly into table.

UUT #5

Manufacturer: Siemens

Model: 6SL3710-3GJ35-0AS3

Cabinet Construction Summary:

Base:	Galvanized Carbon Steel Sheetmetal
Walls:	Galvanized Carbon Steel Sheetmetal
Roof:	Galvanized Carbon Steel Sheetmetal

Component Summary:

Item	Dimensions				Lowest Natural Frequency		
	Depth	Width	Height	Weight	F-B	S-S	V
Cabinet	28	54	100	2,880	7.40	8.10	13.60
Breaker							
Power Supply							
Autotransformer-Reactor							
Rectifier Assembly							
Fuse							
Resistor Wire							
Contactors with Non-Reversible Varistor							
Power Block							
Contactors							
Sitop Power Supply							
Control Unit							
Terminal Module							
Control Transformer with Fuses							
Reactor							
Filter							
Non-Reversible Contactor							
Rotary Switch							
Brake Chop							
Overload							

Seismic Test Parameters:

Qualification Method	Sds	z/h	Ip	Aflx-H	Arig-H	Aflx-V	Arig-V
ICC-ES AC156 (2012)	2.11/1.32	0.0/1.0	1.5	2.11/2.11	0.84/1.58	1.41/0.88	0.56/0.35

Pre/Post Shake Functionality Test Results:

Pre:	PASSED
Post:	All units were full of contents, maintained structural integrity and passed post-shake functional compliance.



UUT Mounting Description:

Floor mounted unit with (6) 1/2" dia SAE Grade 8 bolts directly into table.

UUT #6

Manufacturer: Siemens

Model: 6SL3710-3GJ41-0AS3

Cabinet Construction Summary:

Base:	Galvanized Carbon Steel Sheetmetal
Walls:	Galvanized Carbon Steel Sheetmetal
Roof:	Galvanized Carbon Steel Sheetmetal

Component Summary:


Item	Dimensions				Lowest Natural Frequency		
	Depth	Width	Height	Weight	F-B	S-S	V
Cabinet	32	98	100	6,600	5.40	8.10	13.60
Breaker							
Power Supply							
Autotransformer-Reactor							
Rectifier Assembly							
Fuse							
Resistor Wire							
Contactors with Non-Reversible Varistor							
Contactors							
Sitop Power Supply							
Control Unit							
Terminal Module							
Control Transformer with Fuses							
Transformer							
Reactor							
Filter Network							
Fuse, Ferraz							
Soft Start							

Seismic Test Parameters:

Qualification Method	Sds	z/h	Ip	Aflx-H	Arig-H	Aflx-V	Arig-V
ICC-ES AC156 (2012)	2.11/1.32	0.0/1.0	1.5	2.11/2.11	0.84/1.58	1.41/0.88	0.56/0.35

Pre/Post Shake Functionality Test Results:

Pre:	PASSED
Post:	All units were full of contents, maintained structural integrity and passed post-shake functional compliance.



UUT Mounting Description:

Floor mounted unit with (8) 1/2" dia SAE Grade 8 bolts directly into table.