


**POWER PRODUCT** Electric Vehicle Charging Products

VersiCharge  
wall mount



VersiCharge  
with outdoor  
mounting post

## Contents

### Electric Vehicle Supply Equipment (EVSE)


VersiCharge Features	16-2
VersiCharge EVSE and Accessories	16-3
VersiCharge Technical Features	16-4

# Electric Vehicle Charging Products

## VersiCharge Features and Benefits

Siemens VersiCharge line offers a variety of residential and semi-public electric car charger options.

Ranging from hardwired models, plug in alternatives, and a Wi-Fi enabled charger. For higher volume areas like apartments, townhomes, parking lots, applications where a wall isn't available, or pedestal mount is preferred, there is a stationary post to mount the VersiCharge onto.

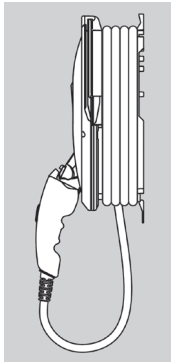


### Easy, 2 Button Controls

- Indicating Halo for easy status check
- Left Button stops and restarts charging
- Right Button sets 2, 4, 6, or 8 hour Charge Delay
- LED Indicators for each

### Cord Management

- Enclosure is designed for cord to be looped when not in use
- Built in J-Plug Holster stores and protects plug from weather, debris, and damage
- All VersiCharge units come with long flexible cord for easy charging



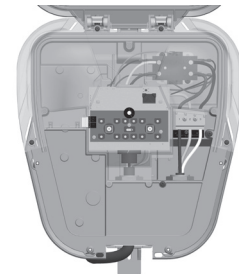
### Load Control Compatible

- Inputs to remotely turn unit on or off
- Allows for control by home automation system or utility company



### Adjustable Amperage

- Allows for changing charge rate to accommodate demand response signals, for customer preference, circuit capability and car charging rate capacity



### Hinged Lid for Speed and Ease

- Hinged cover stays in place for easy maintenance
- No components in cover mean no risk of damage
- Ample spacing to work inside device
- One hand open / close
- Cover uses only 4 screws compared to up to 12 for competitors



### NEMA 4 Rated Enclosure

- Rated for direct water spray by sprinklers, hoses, or any weather
- ~50% recycled plastic content
- Glass impregnated plastic for strength and fire safety

### Smart Grid Capabilities

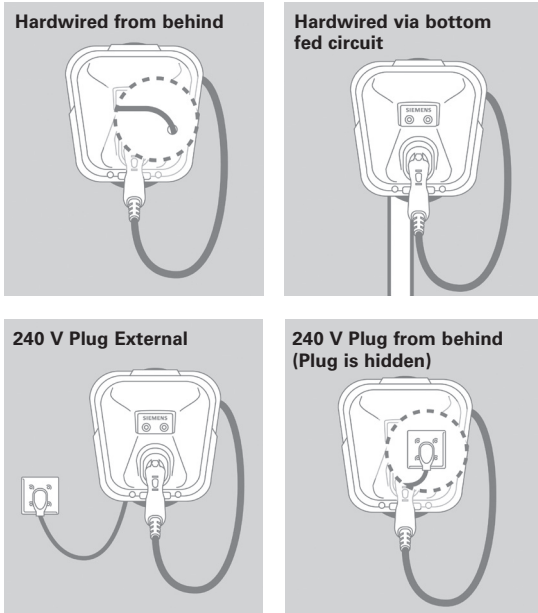
- The VersiCharge SG unit comes with the same standard hardware as the VC30GRYU but with the added benefit of Wi-Fi and a CTA2045 module to enable communication through the Siemens Cloud.
- Monitor and control charging status, charging schedule, and power level remotely through the VersiCharge SG SmartPhone App or via provided web pages
- Built in metering captures real time power usage data for easy to understand metrics



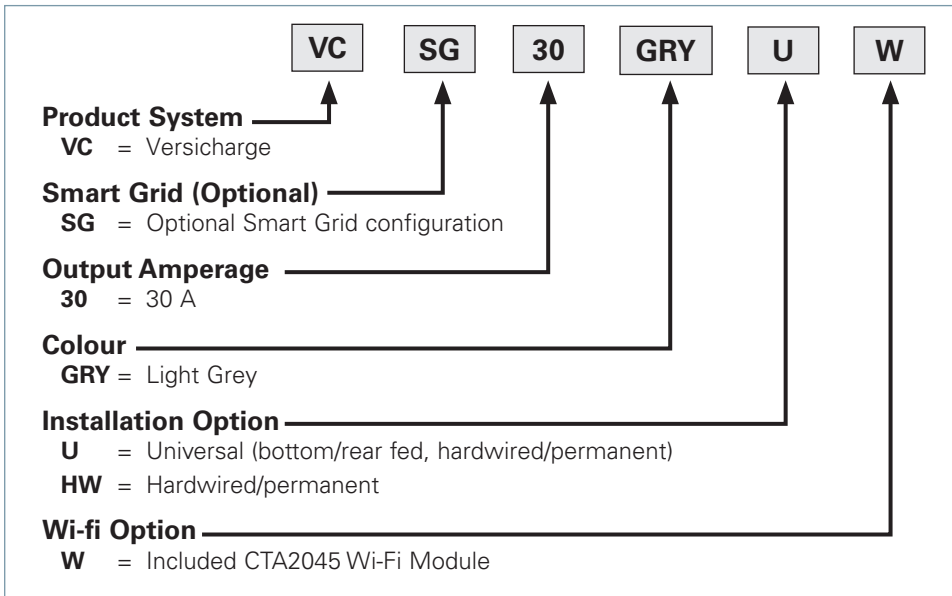
# Electric Vehicle Charging Products

## VersiCharge EVSE and Accessories

### Flexible Install Options



### Electric Vehicle Supply Equipment



16  
ELECTRIC VEHICLE  
CHARGING PRODUCTS

### VersiCharge electric vehicle chargers

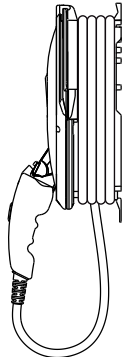
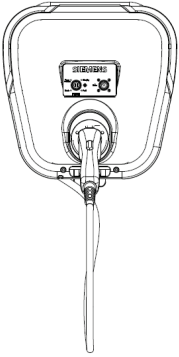
Part number	Model	Output amperage	Color	Feeder Location
VC30GRYU	Universal VersiCharge	30A	Grey	Rear/Bottom/Hardwired
VC30GRYHW	Hardwired VersiCharge	30A	Grey	Hardwired
VCSG30GRYUW	Wi-Fi VersiCharge	30A	Grey	Rear/Bottom/Hardwired

### Accessories

Part number	Description	Color
VCMNTGBRK	Spare parts mounting bracket	Black
VCPOSTGRY	Outdoor mounting post	Grey

# Electric Vehicle Charging Products

## VersiCharge Technical Features



14.5" W x 16.0" H x 6.5" D  
(front of unit excluding connector)  
15" minimum clearance  
recommended for connector  
when inserted



2.5" x 16.9"  
Install at a minimum of 18" off  
the ground

### Electric Vehicle Chargers

Catalogue Number	Model	Output amperage	Colour	Feed Location
VC30XXXU*	Universal VersiCharge	30 A	Grey	Rear/Bottom/Hardwired
VC30XXXHW*	Hardwired VersiCharge	30 A	Grey	Hardwired

\*'XXX' serves as a placeholder for color. Currently a light grey colour is available ('GRY')

### Accessories

Catalogue Number	Description	Colour
VCMNTGBRK	Spare Parts Mounting Bracket	Black

### Parameters

	Attribute	Universal Model	Hardwired Model	
	Part Number		VC30XXXU	VC30XXXHW
Essentials	Amperage	30 Amps		
	Input voltage	208 - 240 V <sub>AC</sub>		
	Cord Length	20 ft	14 ft	
	Wall Weight	14.5 lbs	12.5 lbs	
	Dimensions	14.5" W x 16.0" H x 6.5" D		
	Output power	1.8 kW to 7.2 kW		
	Enclosure	NEMA 4	NEMA 1	
	Plug in Installation	Yes (below or behind unit)	No	
	Permanent Installation	Yes	Yes	
	Electrical	Circuit requirement	40 Amperes*	
		Input power connections	Line 1, Line 2, Earth Ground	
Recommended branch breaker		40 Ampere double pole (Siemens: Q240 plug in type, B240 bolt on type)		
Mechanical	Connector	SAE J1772		
Safety and Operational	Standards Compliance	UL, CSA, SAE J1772, NEC® 625		
	EMC	FCC Part 15 Class B		
	Operating temperature	-30°C to +50° C		
	Storage temperature	-40°C to +60°C		
	Operating humidity	Maximum 95% non-condensing		

\*Adjustment of amperage output possible via dial in the unit, will effect the power output of charger.