

CIRCUIT BREAKER 3VA5 UL FRAME 250 BREAKING CAPACITY CLASS C 100KA @ 480V 2-POLE, LINE PROTECTION TM210, FTFM, IN=150A OVERLOAD PROTECTION IR=150A FIXED SHORT CIRCUIT PROTECTION II=10 X IN W/O CONNECTION



Model	
Product brand name	SETRON
Product designation	Molded-case circuit breaker
Design of the product	System protection
Design of the load switch / acc. to UL 489 / Heating, Air Conditioning, and Refrigeration circuit breaker (HACR Type)	Yes
Design of the overcurrent release	TM210
Protective function of the overcurrent release	LI
Number of poles	2
General technical data	
Tension assignée d'isolement U_i	800 V
Max. rated operational voltage U_e with AC 50/60Hz	690 V
Max. rated operational voltage U_e with DC	500 V
Active power loss / for rated value of the current / at AC / in hot operating state / per device	19.93 W
Active power loss / for rated value of the current / at AC / in hot operating state / per pole	9.97 W
Mechanical service life (switching cycles) / typical	15 000

Electrical endurance (switching cycles) / at AC-1 / at 380/415 V 50/60 Hz	8 000
Electrical endurance (switching cycles) / at 480 V / at 50/60 Hz	8 000
Electrical endurance (switching cycles) / at 600 V / at 50/60 Hz	4 000
Neutral conductors / upgradeable/retrofitable	No
Ground fault monitoring version	Without
Product function	
• communication function	No
• other measurement function	No

Electricity

Marking / acc. to UL 489 / 100%-rated breaker	No
Max. rated operational voltage of the size of the circuit-breaker	250 A
Courant permanent assigné Iu	150 A
Operating current	
• at 40 °C	150 A
• at 45 °C	146 A
• at 50 °C	141 A
• at 55 °C	137 A
• at 60 °C	132 A
• at 65 °C	128 A
• at 70 °C	123 A

Switching capacity according to IEC 60947

Switching capacity class of the circuit breaker	C
Maximum short-circuit current breaking capacity (Icu)	
• at 240 V	200 kA
• at 415 V	110 kA
• at 690 V	10 kA
Operational short-circuit current breaking capacity (Ics)	
• at 240 V	200 kA
• at 415 V	110 kA
• at 690 V	10 kA
Short-circuit current making capacity (Icm)	
• at 240 V	440 kA
• at 415 V	242 kA
• at 690 V	17 kA

Switching capacity according to UL 489

Breaking capacity current	
• at 240 V	200 kA

- at 480 V 100 kA
- at 600 V 35 kA

Adjustable parameters

Adjustable response value current / I _g min.	150 A
Adjustable response value current / I _g min.	150 A
Adjustable response value current / I _i min.	1 500 A
Adjustable response value current / I _i max.	1 500 A
Ground fault protection / tripping switchable / I _{2t} =ON/OFF	No

Mechanical Design

Height [in]	7.3 in
Height	185 mm
Width [in]	4.1 in
Width	105 mm
Depth [in]	3.3 in
Depth	83 mm

Connections

Arrangement of electrical connectors / for main current circuit	Without connection
Type of electrical connection / for main current circuit	Without

Auxiliary circuit

Number of CO contacts / for auxiliary contacts	0
--	---

Accessories

Product extension / optional / motor drive	Yes
--	-----

Environmental conditions

Protection class IP / on the front	IP40
Ambient temperature	
<ul style="list-style-type: none"> • during operation / minimum 	-25 °C
<ul style="list-style-type: none"> • during operation / maximum 	70 °C
<ul style="list-style-type: none"> • during storage / minimum 	-40 °C
<ul style="list-style-type: none"> • during storage / maximum 	80 °C

Certificates

Equipment marking / acc. to DIN EN 81346-2	Q
Certificate of suitability / as approval for NAVAL (no combat vessels) / Supplement SB	No



CSA



UL



UL



VDE



RCM

Shipping
Approval

other

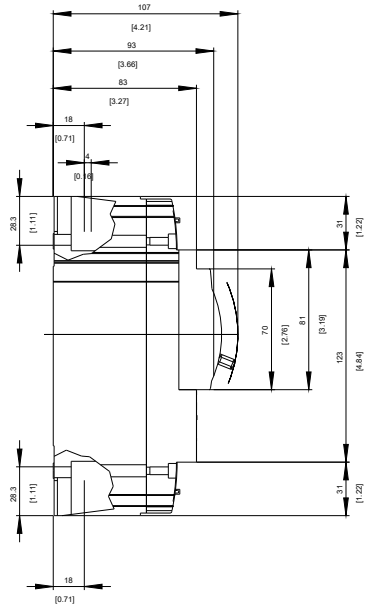
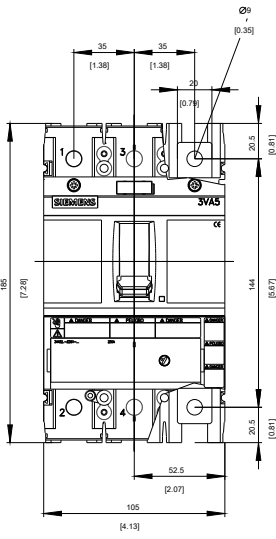


ABS

[Miscellaneous](#)

Further information

Information- and Downloadcenter (Catalogs, Brochures,...)<http://www.siemens.com/lowvoltage/catalogs>**Industry Mall (Online ordering system)**<https://mall.industry.siemens.com/mall/en/en/Catalog/product?mlfb=3VA5215-7ED61-0AA0>**Service&Support (Manuals, Certificates, Characteristics, FAQs,...)**<https://support.industry.siemens.com/cs/ww/en/ps/3VA5215-7ED61-0AA0>**Image database (product images, 2D dimension drawings, 3D models, device circuit diagrams, ...)**http://www.automation.siemens.com/bilddb/cax_en.aspx?mlfb=3VA5215-7ED61-0AA0**CAX-Online-Generator**<http://www.siemens.com/cax>**Tender specifications**<http://www.siemens.com/specifications>

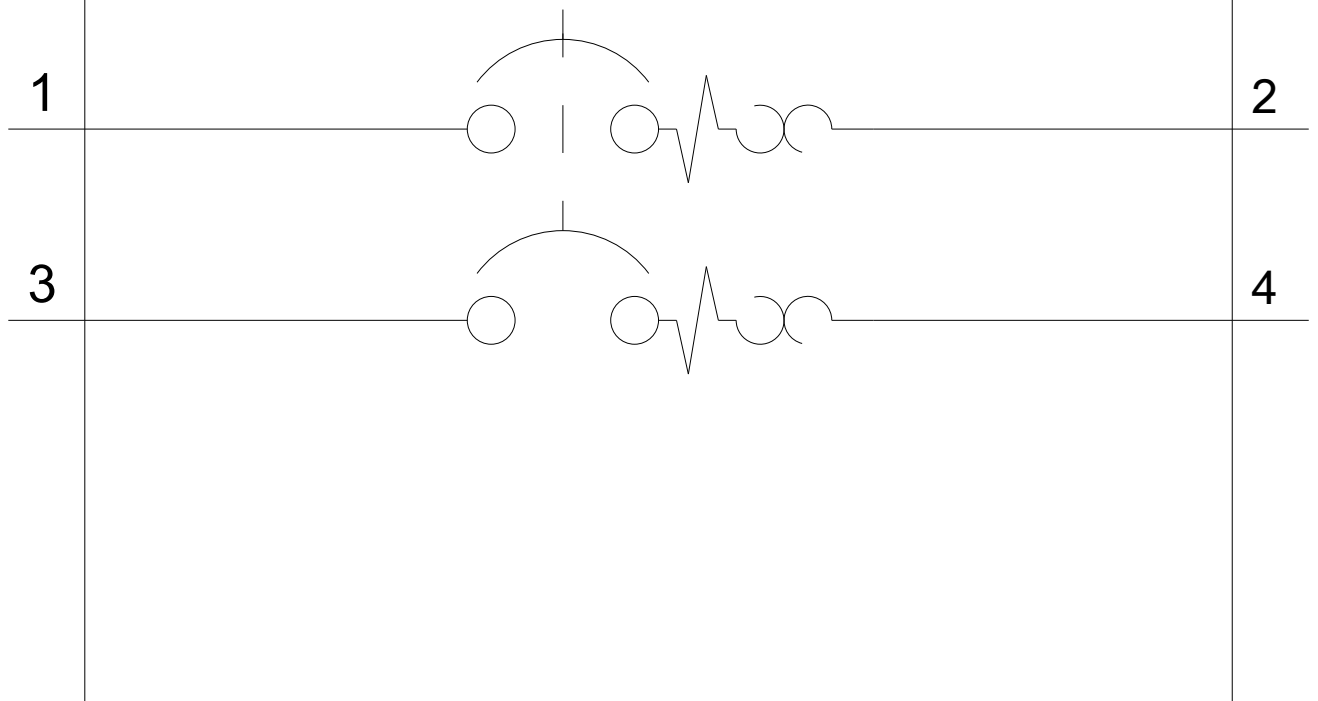


-Q



-CB

SIEMENS



last modified:

11/25/2017