

REVISION	DATE	BY	DATE	BY
1	HCN:21032	08/05/16	CY	DRAWN
2	HCN:27751	12/03/10	RB	CHEK'D
3	CHANGED LAYOUT:	16/09/09	RM	VERIF'D


Siemens Industry, Inc.		
CUSTOMER	ORDER NO.	DWG. NO.
		1D1Y075FCTP1
		3
		SH 1 OF 2

# SIEMENS

CATALOG NO. 1D1Y075FCTP1  
SERIAL NO. SERIES H  
75 kVA 60 Hz 1 PHASE  
5.9 % IMP AT 135 °C

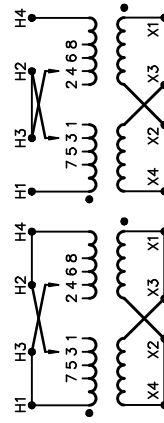
115 °C RISE 30 °C AVG. AMBIENT  
220 °C TEMP CLASS 40 °C MAX. AMBIENT  
PRIMARY ( H1 H3 H2 H4 ) 240X480 V  
SECONDARY(X4 X2 X3 X1 ) 120/240 V

WINDING MATERIAL CU  
ENCLOSURE TYPE 3R WEIGHT 650LBS  
ENERGY EFFICIENCY CSA - NEMA TP 1-2002

SPACINGS BETWEEN ENCLOSURE AND ANY ADJACENT WALL SHALL BE A MINIMUM OF 5 INCHES  
LISTED DISTRIBUTION TRANSFORMER 77US TYPE F  
 LR 3902  
E112313

SUITABLE FOR INDOOR OR OUTDOOR LOCATIONS  
DO NOT INSTALL IN AREAS ACCESSIBLE TO PUBLIC  
NE PAS INSTALLER DANS DES ENDROITS ACCESSIBLES AU PUBLIC  
FOR INSTALLATION SEE INSTRUCTION MANUAL

NEMA Class ANN Dry Type Transformer Siemens Industry, Inc. Norcross, GA dsu0082e1

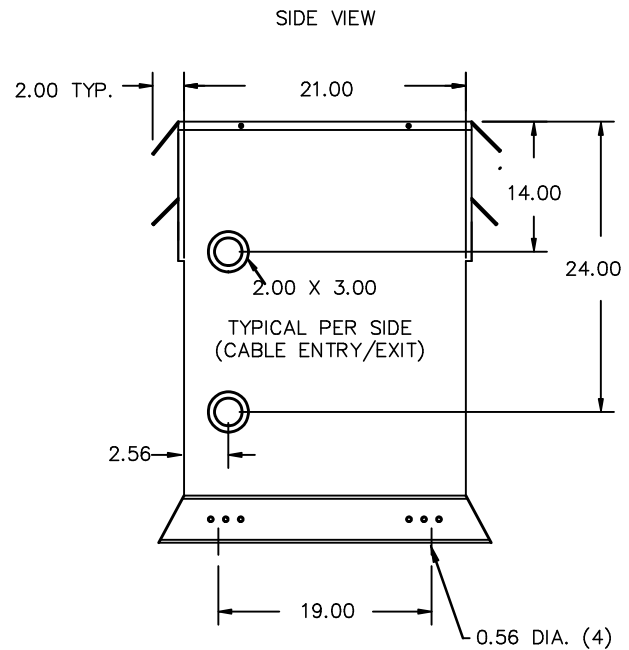
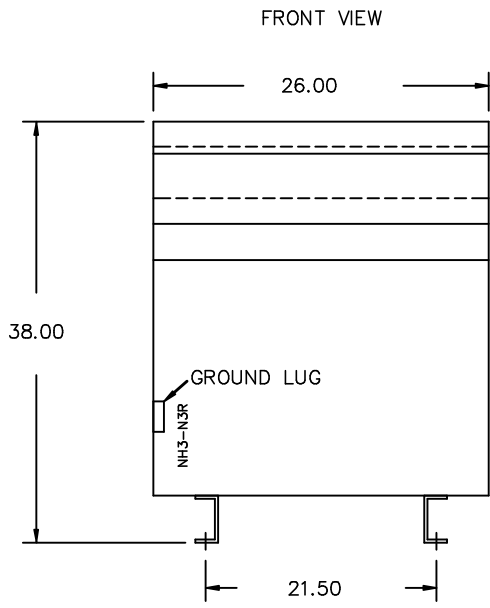


HAM1006

INPUT LINE ON H1 & H4	
VOLTS	CONNECT
504	H2-1, H3-2
492	H3-2, H2-3
480	H2-3, H3-4
468	H3-4, H2-5
456	H2-5, H3-6
444	H3-6, H2-7
432	H2-7, H3-8
252	H2-1, H3-2
240	H2-3, H3-4
228	H2-5, H3-6
216	H2-7, H3-8
	CONNECT H1 TO H3 AND H2 TO H4 FOR PARALLEL PRIMARY

VOLTS	CONNECT	OUTPUT LINE
120	X1-X3, X2-X4	X1-X4
240	X2-X3	X1-X4
120/240	X2-X3	X1-X2-X4





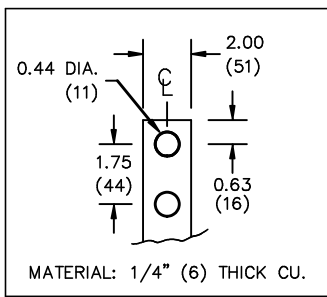
All Dimensions in inches

ENCLOSURE COLOR :ANSI 61 GREY- OUTDOOR

H.V.1. TERMINAL DETAIL

L.V.1. TERMINAL DETAIL

MECHANICAL TYPE LUGS INCLUDED  
SUITABLE FOR 350MCM-6 CU/AL  
CONDUCTORS  
1 CONDUCTOR PER PHASE



CUSTOMER NOTES:

- HV1 TERMINATED AT TOP FRONT
- LV1 TERMINATED AT BOTTOM FRONT

Siemens Industry, Inc.

REVISION	DATE	BY	DATE	BY
1	HCN:21032	08/05/16	CY	DRAWN 04/06/08 LR
2	HCN:27751	12/03/10	RB	CHEK'D
3	CHANGED LAYOUT:	16/09/09	RM	VERIF'D

CUSTOMER		
ORDER NO.	DWG. NO.	3
	1D1Y075FCTP1	SH 2 OF 2

3.0 mowa 2016/09/09 11:29