

SIEMENS

CATALOG NO. 3F3Y015BESD16

SERIAL NO.

SERIES H

15 kVA 60 Hz 3 PHASE

1.9 % IMP AT 100 °C

80 °C RISE 30 °C AVG. AMBIENT

220 °C TEMP CLASS 40 °C MAX. AMBIENT

PRIMARY (H1 H2 H3) 480V V 10 kV BIL

SECONDARY(X0 X1 X2 X3) 208Y/120V V 10 kV BIL

WINDING MATERIAL AL

ENCLOSURE TYPE 3R WEIGHT 335 LBS

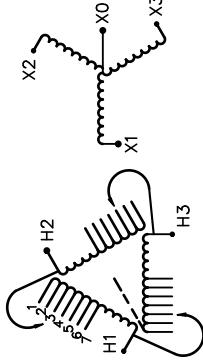
ENERGY EFFICIENCY EXCEEDS CSA DOE 10 CFR PART 431:2016

SPACINGS BETWEEN ANY VENTILATED ENCLOSURE, PANEL AND ANY ADJACENT WALL SHALL BE A MINIMUM OF 3 INCHES ELECTROSTATIC SHIELD


SUITABLE FOR INDOOR OR OUTDOOR LOCATIONS BEFORE HANDLING, INSTALLING AND OPERATING, SEE INSTRUCTION MANUAL

NEMA Class ANN Dry Type Transformer

Siemens Industry, Inc. Norcross, GA ds00066



VOLTS	CONNECT
504	1
492	2
480	3
468	4
456	5
444	6
432	7



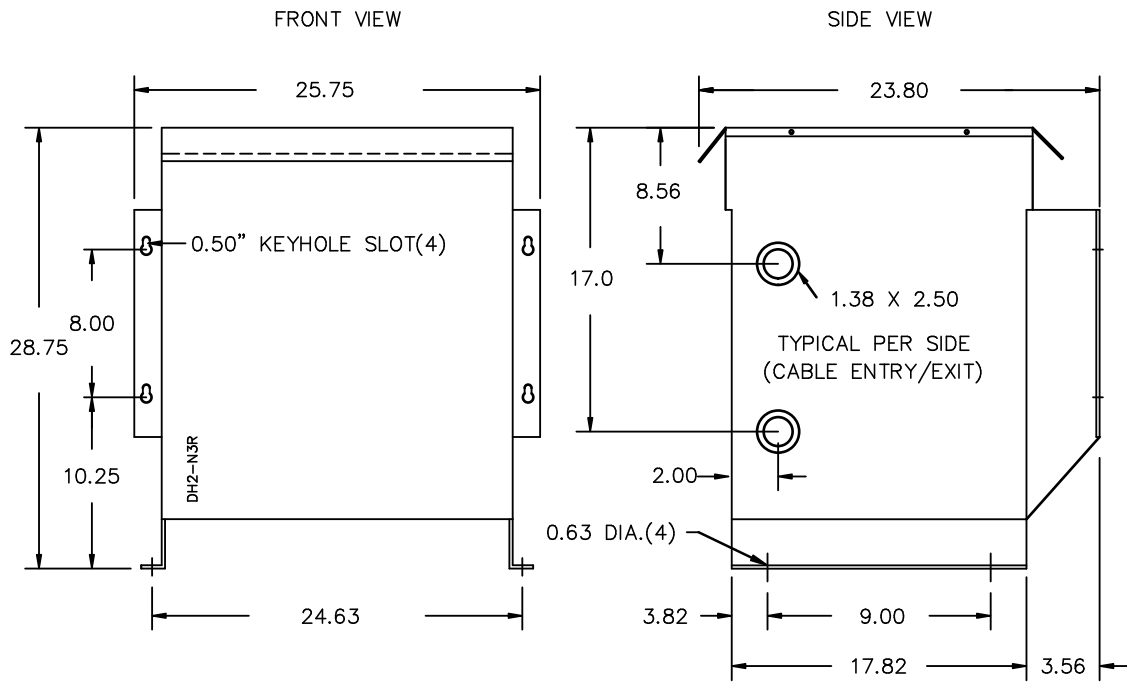
3F3Y015BESD16



SEISMIC QUALIFICATIONS, FLOOR MOUNT ONLY
OSP-0136-10 IBC 2012/ASCE 7-10
SDS<=2.0g Z/h=1 Ip=1.5

REVISION	DATE	BY	DATE	BY
		DRAWN	15/11/17	JW
		CHEK'D		
		VERIF'D		

Confidential - Property of Siemens Industry, Inc.		
CUSTOMER	ORDER NO.	DWG. NO.
		3F3Y015BESD16
		SH 1 OF 2



All Dimensions in inches

ENCLOSURE COLOR : ANSI 61 GREY – OUTDOOR

H.V.1. TERMINAL DETAIL

L.V.1. TERMINAL DETAIL

MECHANICAL TYPE LUGS INCLUDED
SUITABLE FOR #14-2 CU/AL
CONDUCTORS
1 CONDUCTOR PER PHASE

MECHANICAL TYPE LUGS INCLUDED
SUITABLE FOR #2/0-14 CU/AL
CONDUCTORS
1 CONDUCTOR PER PHASE

CUSTOMER NOTES:

- HV1 TERMINATED AT TOP FRONT
- LV1 TERMINATED AT BOTTOM FRONT

Confidential – Property of
Siemens Industry, Inc.

REVISION	DATE	BY	DATE	BY
			DRAWN 15/11/17	JW
			CHEK'D	
			VERIF'D	

CUSTOMER	
ORDER NO.	DWG. NO. 3F3Y015BESD16
SH 2 OF 2	

0.0 jwen 2015/11/17 16:25