

Features and Ratings



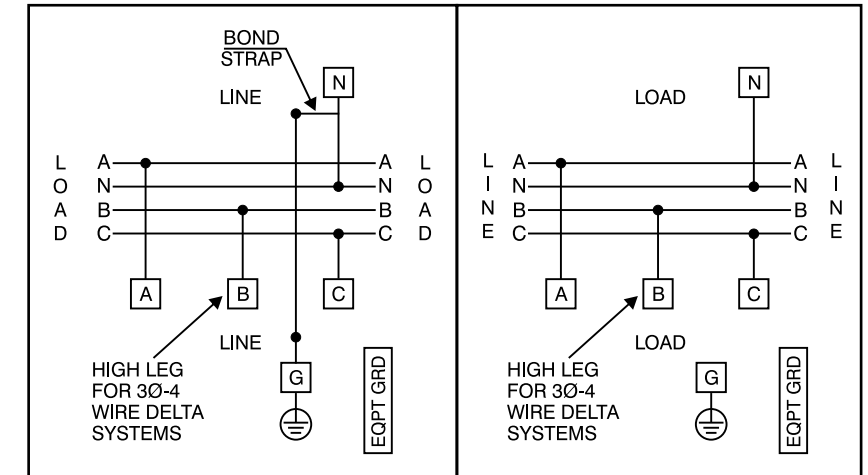
- MODULE RATING: 1600 AMPS, 240V AC MAX.,
- MAIN BUS RATING: 1200 AMPS MAX (1200A MAX FEED PER SIDE)
- 3 PHASE
- 100,000 AIC RATING MAX, SEE DIAGRAM FOR DETAILS
- TYPE 3R OUTDOOR ENCLOSURE
- FOR OVERHEAD OR UNDERGROUND SERVICE
- MOUNTING RAILS AND ADJUSTABLE BRACKETS FOR SECURE MOUNTING

Lug Kits and Replacement Parts

Lugs for Phase and Neutral Connections (not supplied)					
Lug No.	MFG	Wire Range	Type	No. Wires per phase	Torque (lb.-in.)
LK35750N2	Siemens	300-750 kcmil	Mechanical	5	500 ②
LK35600N2	Siemens	1/0-600 kcmil	Mechanical	5	500 ②
LK36750N2	Siemens	1/0-750 kcmil	Mechanical	6	500
2ACL-600	ILSCO	600 kcmil	Compression	5	NA ③
2ACL-750	ILSCO	750 kcmil	Compression	5	NA ③

- ① Order one mechanical lug kit for mains and neutral. Contact lug manufacturer for compression lug quantities supplied for each kit.
 ② Kit contains more than one lug type.
 ③ See lug manufacturer's instruction sheet supplied with the connector for tool, die, and number of crimps.

Schematic



Terminals A, B, C, and N: See Lug Chart for applicable lug kits, wire size and torque information.

Ground Terminal G: Wire size #4-300 kcmil. Torque terminal to 250 lb.-in.

Additional Modules

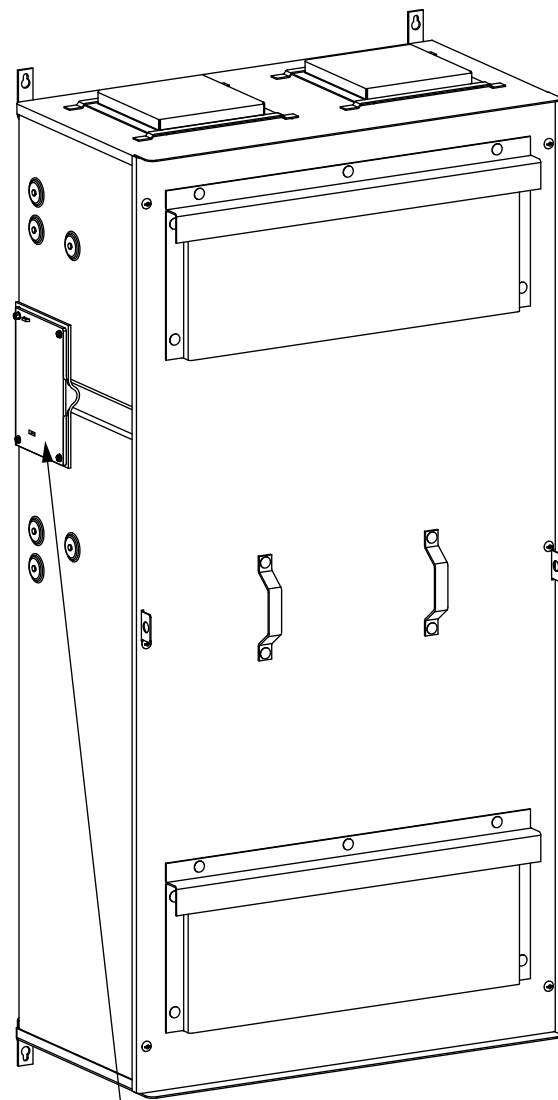
IMPORTANT - for use with:

Module Description	Siemens Series#
Main Breakers	WB(M), WEB(M), WXB, BFT
Switches	WMP, WS, WES, WXS
Tap/Terminal Boxes	WTB, WET, WT_PU, WTBN, WBT
Pull Boxes	WMMB
Meter Module	(W)MM, (W)MT, (W)ML, (W)MK, (W)MLZ(F), (W)MN
Meter Combinations	WC, WCL, WCT,
Extension Box	WSP, WSPD
Bussed Elbow	BE, WELB

Connect Modules Using: Cat. No. Torque
 Quick Connect QC4 400-440 lb-in (35-36 ft.-lb.)

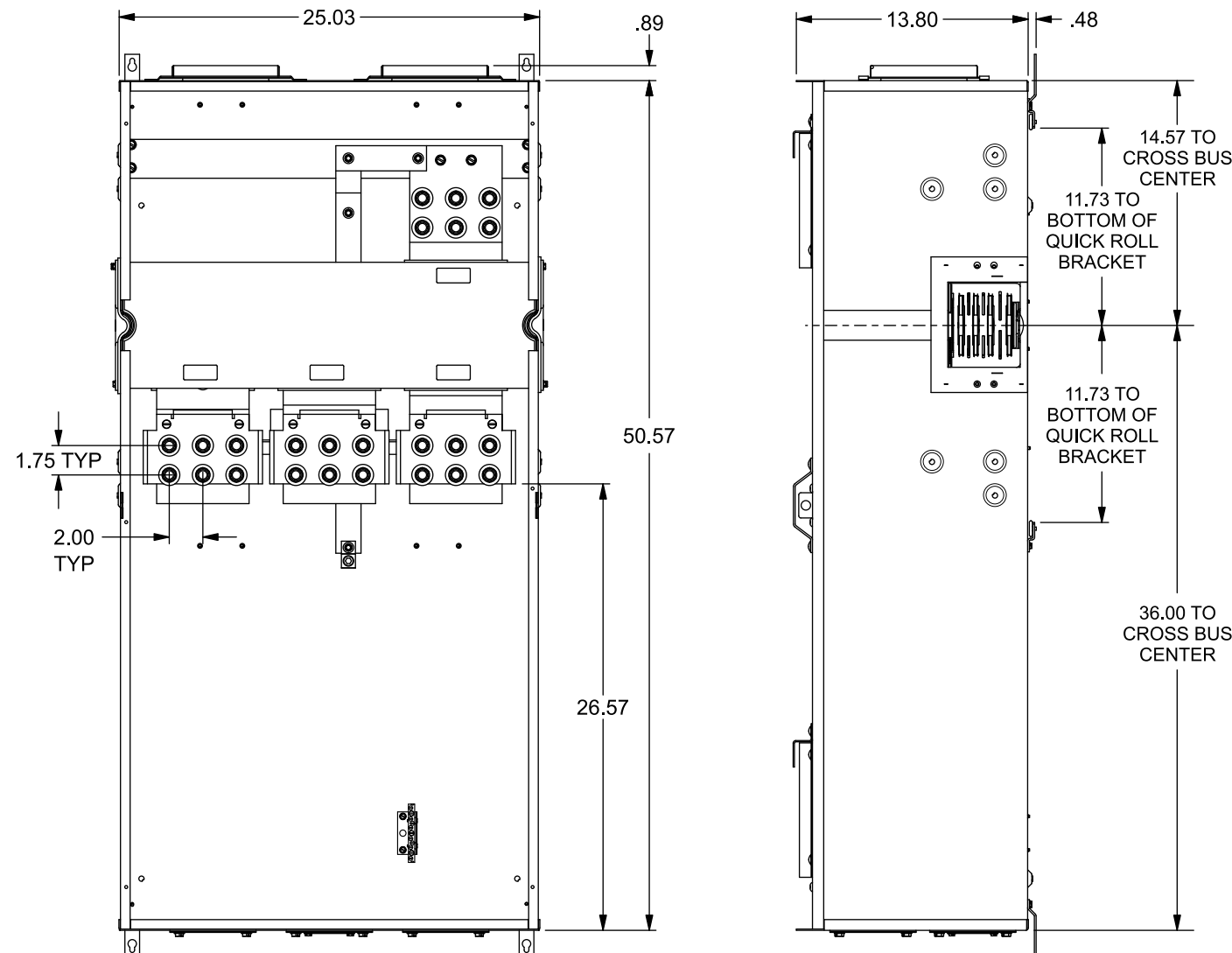
Accessories

Siemens Accessories	Catalog No.	Siemens Accessories	Catalog No.
RX Hub Cover Plate	EC38595	HD Hub Cover Plate	EC56933S
Type RX Hub 3/4"	EC38594	Type HD Hub 2"	EC56854
Type RX Hub 1"	EC38596	Type HD Hub 2-1/2"	EC56855
Type RX Hub 1-1/4"	EC38597	Type HD Hub 3"	EC56856
Type RX Hub 1-1/2"	EC38598	Type HD Hub 3-1/2"	EC56857
		Type HD Hub 4"	EC56858



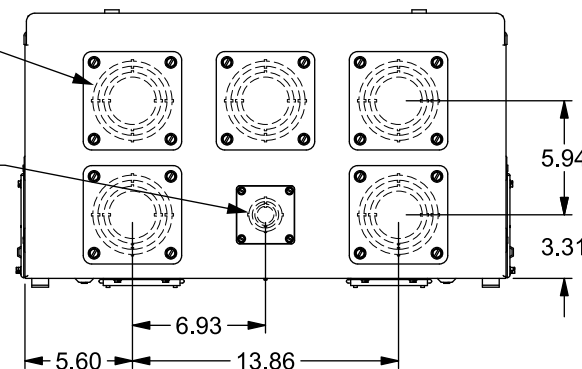
END PLATE INSTALLED (BOTH SIDES)

VIEW SHOWN WITHOUT COVER



(4) HD HUB PROVISIONS WITH 3-1/2, 3, 2-1/2, 2" KOs, COVER PLATES INSTALLED

(1) RX HUB PROVISION WITH 1-1/4, 1, 3/4, 1/2" KOs, COVER PLATE INSTALLED



Catalog No. WTB31600CU

© 2018 Copyright Siemens Industry, Inc.

SIEMENS
Siemens Industry, Inc.

PowerMod™ Tap Boxes

Description: **1600A, 3 Phase, OH/UG Tap Box w/Hub Provisions**

KAM 1/31/18 DO NOT SCALE DRAWING Dwg No: **WTB31600CU**