



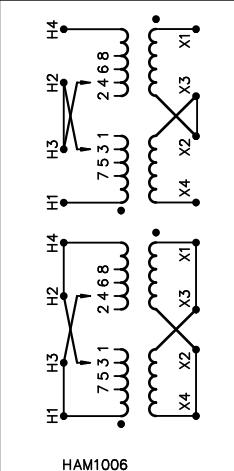
REVISION	DATE	BY	DATE	BY
		DRAWN	06/01/24	RB
		CHEK'D		
		VERIF'D		

Confidential - Property of <b>Siemens Industry, Inc.</b> Building Technologies Division		
CUSTOMER		
ORDER NO.	DWG. NO.	
	1D1Y025TP1	SH 1 OF 2

# SIEMENS

CATALOG NO. 1D1Y025TP1  
 SERIAL NO. SERIES H  
**25** kVA **60** Hz **1** PHASE  
**6.2** % IMP AT **170** °C  
**150** °C RISE **30** °C AVG. AMBIENT  
**220** °C TEMP CLASS **40** °C MAX. AMBIENT  
 PRIMARY ( H1 H3 H2 H4 ) **240X480** V  
 SECONDARY(X4 X2 X3 X1 ) **120/240** V  
 WINDING MATERIAL **AL**  
 ENCLOSURE TYPE NEMA-3R WEIGHT **250** LBS  
 ENERGY EFFICIENCY NEMA TP 1-2002

LISTED DISTRIBUTION  
 TRANSFORMER 77US  
 TYPE F  
 LR 3902  
  
 E112313  
 SUITABLE FOR INDOOR OR OUTDOOR LOCATIONS  
 DO NOT INSTALL IN AREAS ACCESSIBLE TO PUBLIC  
 FOR INSTALLATION SEE INSTRUCTION MANUAL  
 NEMA Class **ANN** Dry Type Transformer Siemens Industry, Inc. Norcross, GA



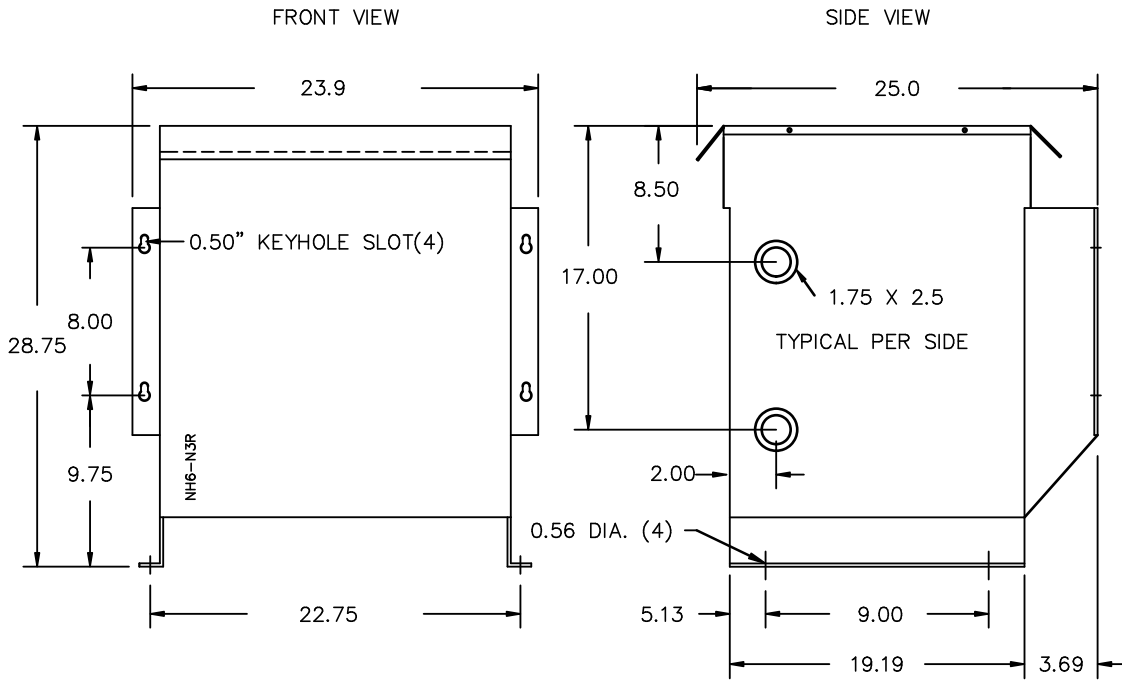
VOLTS	INPUT LINE ON H1 & H4 CONNECT
504	H2-1, H3-2
492	H3-2, H2-3
480	H2-3, H3-4
468	H3-4, H2-5
456	H2-5, H3-6
444	H3-6, H2-7
432	H2-7, H3-8
252	H2-1, H3-2
240	H2-3, H3-4
228	H2-5, H3-6
216	H2-7, H3-8

CONNECT H1 TO H3 AND H2 TO H4 FOR PARALLEL PRIMARY

VOLTS	CONNECT	OUTPUT LINE
120	X1-X3, X2-X4	X1-X4
240	X2-X3	X1-X4
240/120	X2-X3	X1-X2-X4

dsu0082e1





All Dimensions in inches

ENCLOSURE COLOR : ANSI 61 GREY – OUTDOOR

H.V.1. TERMINAL DETAIL

L.V.1. TERMINAL DETAIL

MECHANICAL TYPE LUGS INCLUDED  
SUITABLE FOR #14-2 CU/AL  
CONDUCTORS  
1 CONDUCTOR PER PHASE

MECHANICAL TYPE LUGS INCLUDED  
SUITABLE FOR #2/0-6 CU/AL  
CONDUCTORS  
1 CONDUCTOR PER PHASE

CUSTOMER NOTES:

- HV1 TERMINATED AT TOP FRONT
- LV1 TERMINATED AT BOTTOM FRONT

Confidential – Property of  
**Siemens Industry, Inc.**  
Building Technologies Division

REVISION	DATE	BY	DATE	BY	CUSTOMER
			06/01/24	RB	
			CHEK'D		
			VERIF'D		
					ORDER NO.
					DWG. NO. 1D1Y025TP1
					SH 2 OF 2

0.1 jwen 2010/01/21 13:27