

IF IN DOUBT ASK
DO NOT SCALE

1

2

3

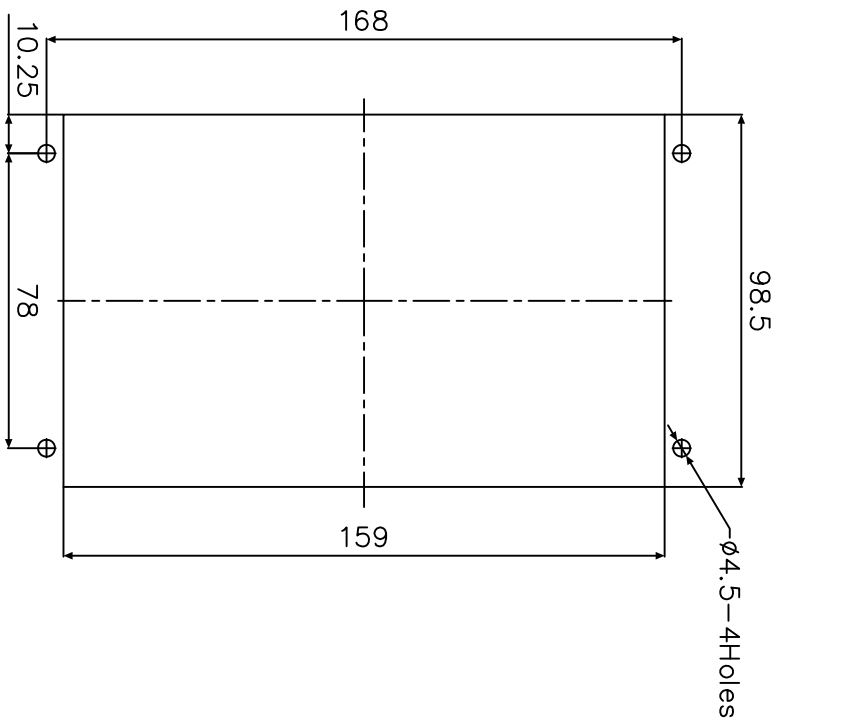
4

5

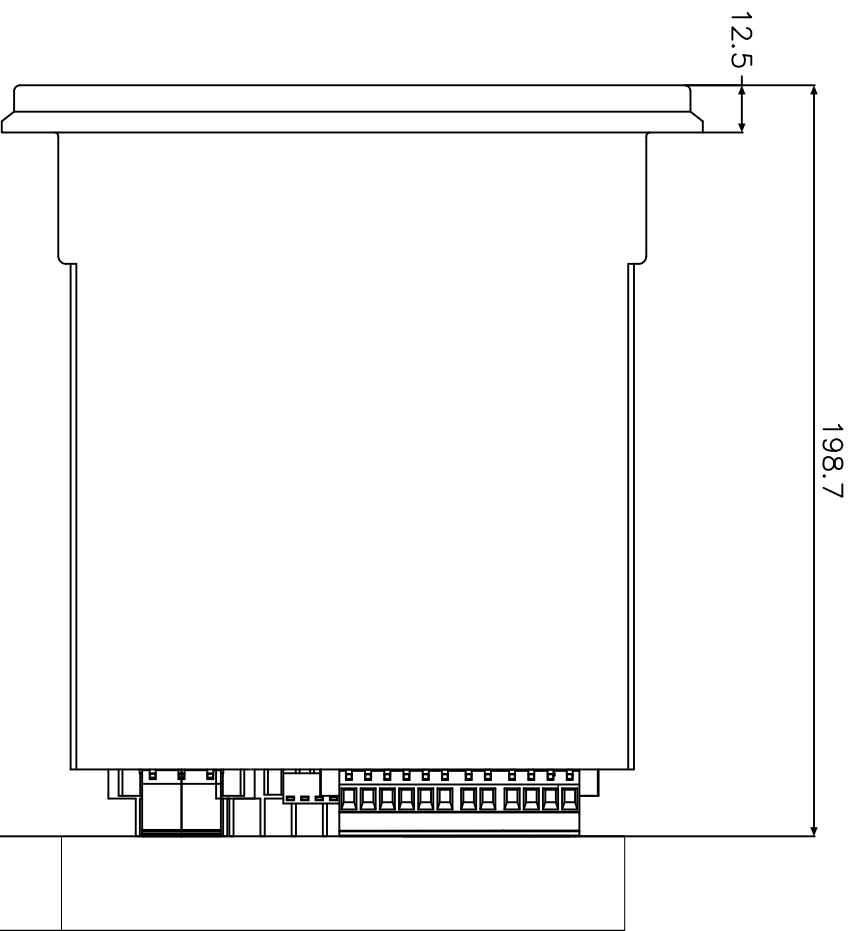
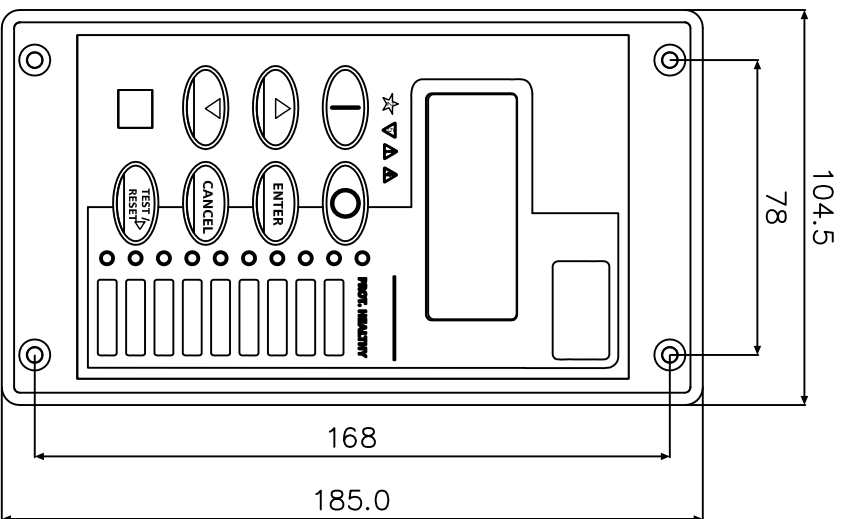
6

7

8



PANEL
CUT-OUT



25mm CLEARANCE
FOR TERMINAL
WIRING

**NOT SUBJECT TO UPDATE
ONCE COPIED / PRINTED
OR DOWNLOADED**

NOTE:
THE Ø4.5 HOLES TO BE CLEARANCE AND RELAYS
MOUNTED USING M4 MACHINE SCREWS, NUTS AND
LOCKWASHERS(SUPPLIED IN PANEL FIXING KIT)

MATERIAL: MATERIAL.

Dimensions in millimetres : Surface texture in micrometres.
Machine where marked ✓

For explanation of dimensions, tolerances, notes etc. see B.S.308.

Limit on untoleranced unmachined dimensions ±
ie. up to 6±0.1; over 30 to 120±0.3; over 315±0.8;

over 6 to 30±0.2; over 120 to 315±0.5;
General unmachined angular tolerance ±

DRAWN R P D I P U

CHECKED SHASHANK

APPROVED

N.C

DATE 31/07/15

IE

OPS

PCP

Purch.Spec. TQ

EAC

EAC.

CE

STD

A3

Finish:

Treatment:

Title:

PANEL CUTOOUT DRAWING

Copyright © YEAR Siemens Protection Devices Ltd. Hebburn

First used on:

Similar Articles:

Supersedes:

Original Scale.

NTS

Drq. No.

2995X10024

ISSUE

1

MOD. DATE

17/09/15

CHANGE NOTED

