


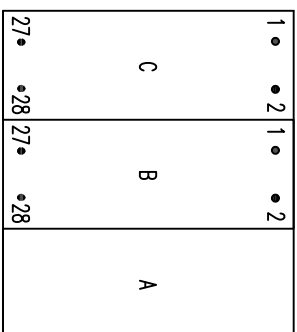
**IF IN DOUBT ASK
DO NOT SCALE**

Relay Earthing

Terminal B28 of the PSU should be earthed by a direct connection to the device case earth stud.

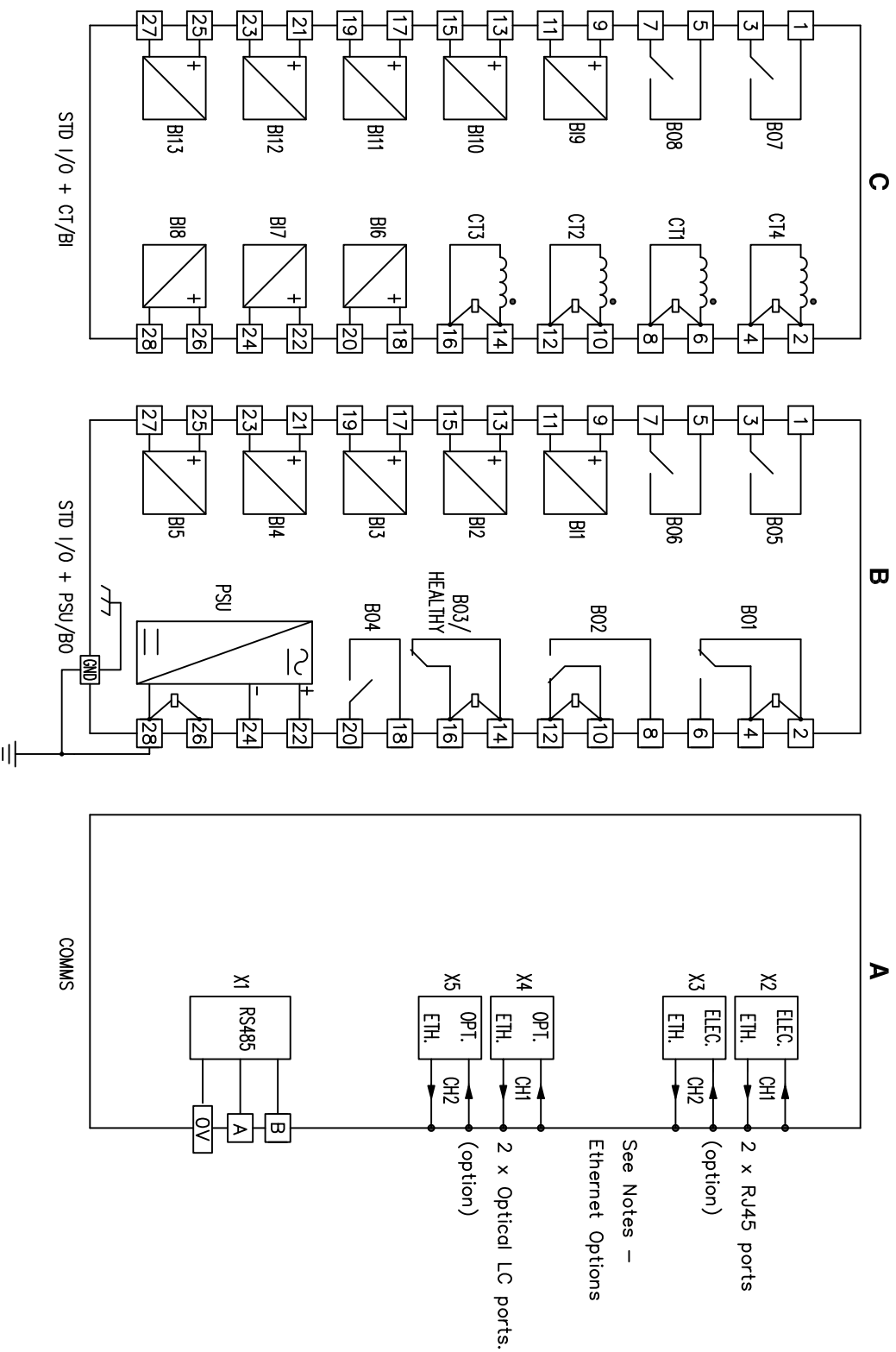
The device case earth stud should be solidly earthed by a direct connection to the panel earth.

 Terminal contacts internal to case assembly close when device is withdrawn from case.



Notes – Ethernet Options

Device will be fitted with either 2 x electrical (RJ45) or 2 x optical (LC) ethernet ports.



FOR INTERNAL USE ONLY
UNCONTROLLED COPY
NOT SUBJECT TO UPDATE

ABBREVIATIONS

CT	—CURRENT TRANSFORMER
BI	—BINARY INPUT
BO	—BINARY OUTPUT
GND	—GROUND
ELEC	—ELECTRICAL
OPT	—OPTICAL
ETH	—ETHERNET
STD I/O	—STANDARD INPUT/OUTPUT
PSU	—POWER SUPPLY UNIT (AUXILIARY)

EU EXPORT CONTROLS **ECCN: N** **AL: N**

This document is not Export Controlled unless sending to Critical Countries.

Finish: —	Title: REAR TERMINAL CONNECTIONS – 7SR5110–2AAx1–0AA0	Original Scale: NTS	Dwg No. 2518W50003
Treatment: —	4CT, 13BI, 8BO	SIEMENS PLC	2518W50003
Drawn: J SPOWART	Checked: K.H	Approved: N.CAMPBELL	Date: 22/08/19
First used on: —	Similar Articles: —	Supersedes: —	1 22/08/19 CHANGE NOTED

1	22/08/19	CHANGE NOTED
---	----------	--------------