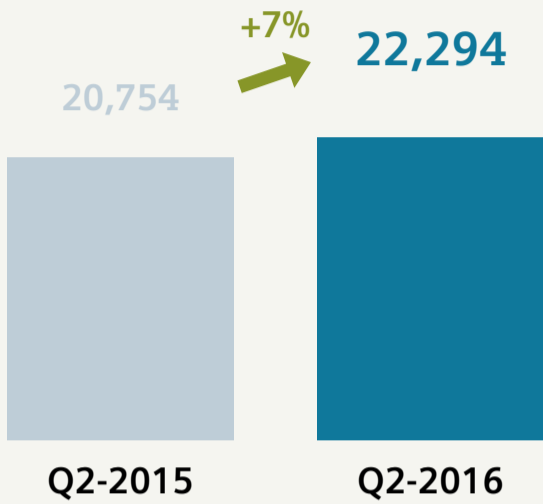


# Key figures - Q2, fiscal year 2016

## Major orders in Egypt and UK drive order growth


### New orders

in million euros



### Order backlog

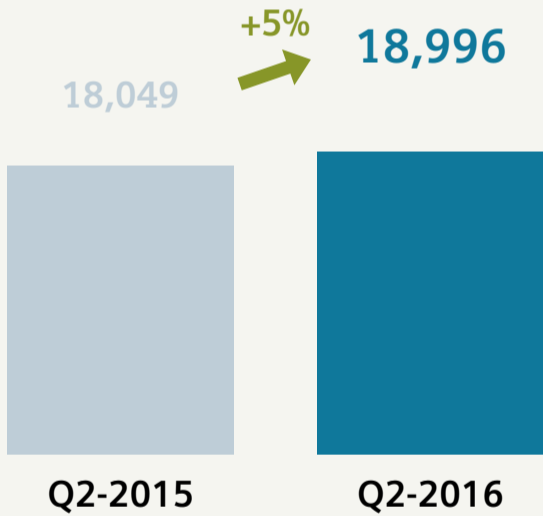
Industrial Business




## Revenue increase driven by Power & Gas and WP & Renewables

### Revenue

in million euros



### Revenue distribution

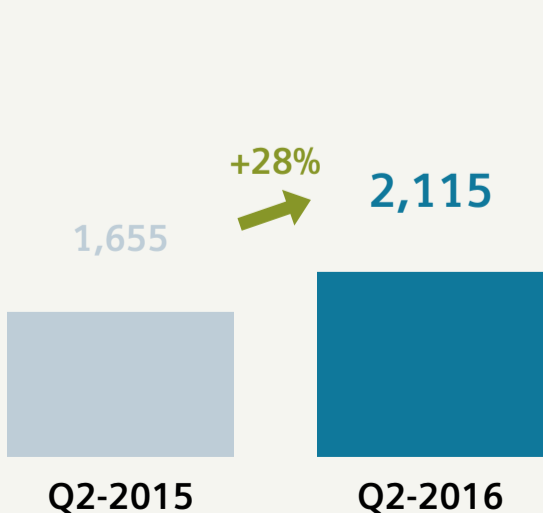


Revenue of Industrial Business does not include Financial Services and Reconciliation to Consolidated Financial Statements.

## Increase in Industrial Business profit

### Profit Industrial Business

in million euros



### Net income

in million euros

