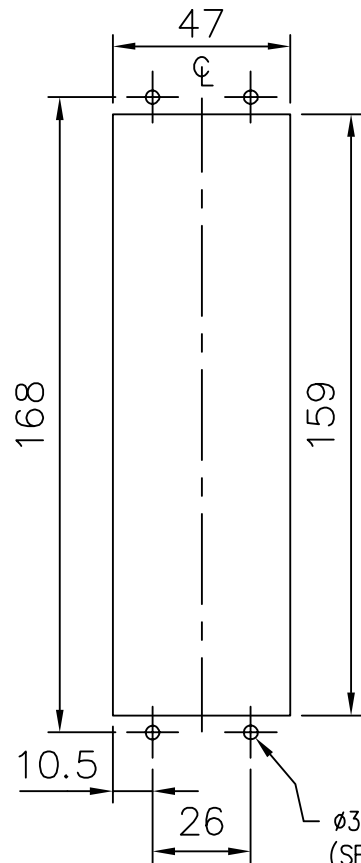
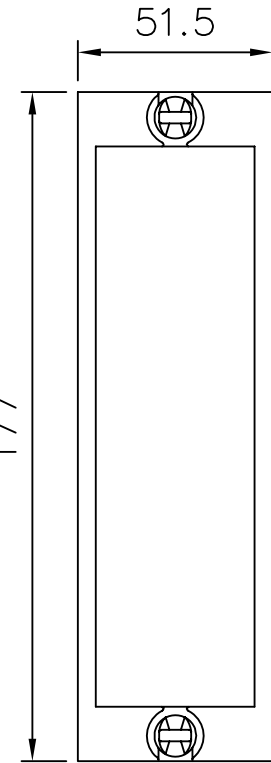
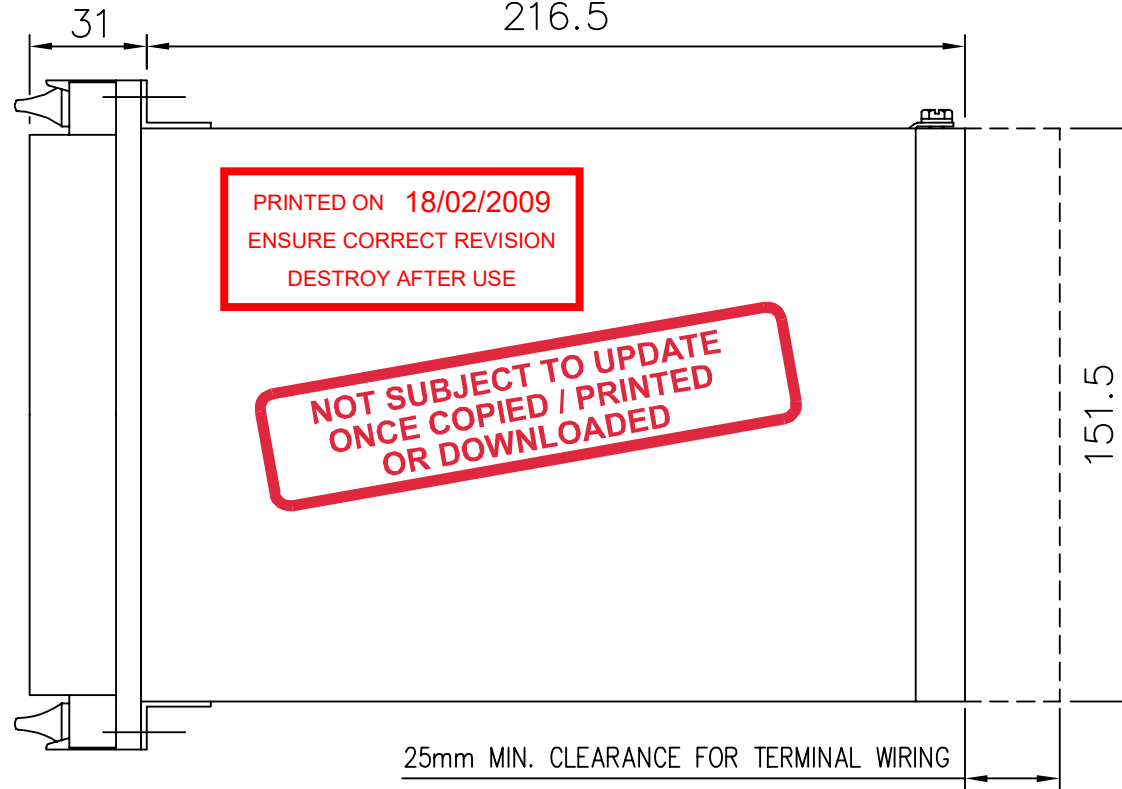


IF IN DOUBT ASK
DO NOT SCALE



PANEL CUT-OUT



DRAWING OFFICE ONLY NOTE

ANY CHANGE TO THIS DRG MUST BE REFLECTED ON DRG 2995X10017 & CATALOGUE

MATERIAL:

NOTE:
THE Ø3.6 HOLES ARE FOR M4 THREAD FORMING (TRILOBULAR) SCREWS. THESE ARE SUPPLIED AS STANDARD AND ARE SUITABLE FOR USE IN FERROUS/ALUMINIUM PANELS 1.6mm THICK AND ABOVE. FOR OTHER PANELS, HOLES TO BE M4 CLEARANCE (TYPICALLY Ø4.5) AND RELAYS MOUNTED USING M4 MACHINE SCREWS, NUTS AND LOCKWASHERS (SUPPLIED IN PANEL FIXING KIT).

4 RDW	04/06/07	MN995/2883 (AL)
3 RDW	27/09/06	MN995/2462 (NL/RDW)
2	30/7/01	MN995/2125
1	09/07/99	CHANGE
ISSUE	DATE	NOTED

Copyright © 1999 Reyrolle Ltd.

Dimensions in millimetres : Surface texture in micrometres. Machine where marked ✓ For explanation of dimensions, tolerances, notes etc. see B.S.308. Limit on untoleranced unmachined dimensions ± _____ Limits on untoleranced machined dimensions to B.S.4500; i.e. up to 6±0.1; over 30 to 120±0.3; over 315±0.8; over 6 to 30±0.2; over 120 to 315±0.5; General unmachined angular tolerance ± _____	Finish: Treatment:	Title: OVERALL DIMENSIONS AND PANEL DRILLING FOR EPSILON E2 CASE.	First used on:
			Similar Articles:
		Reyrolle Protection Hebburn.	Supersedes:
			Drg.No. 2995X10002
Original Scale: 1:2			
DRAWN: A.LAW CHECKED: _____ APPROVED: R.D.WATSON	DATE: 25/01/02 I.E. _____ OPS. _____ PCP. _____ Purch. Spec. _____ TQ. _____	EAC _____ CE. _____ STD. _____ A4h _____	