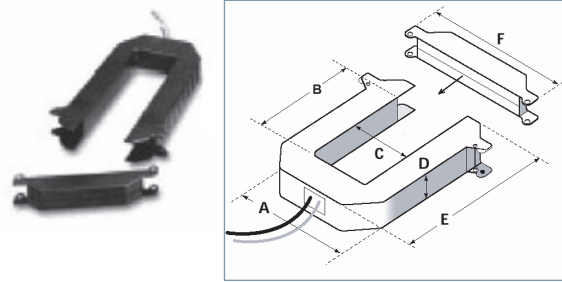


Low voltage current transformers

Comprehensive metering grade CT offering split-core, flexible and solid core designs

Split core – Rectangular window

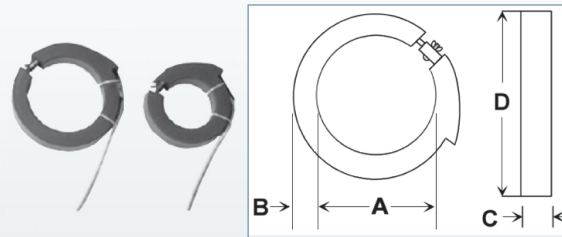


200A – 300A	400A – 800A	1000A – 1200A
A = 3.75" (95mm)	A = 4.90" (124mm)	A = 4.90" (124mm)
B = 1.51" (38mm)	B = 2.89" (73mm)	B = 5.50" (140mm)
C = 1.25" (32mm)	C = 2.45" (62mm)	C = 2.45" (62mm)
D = 1.13" (29mm)	D = 1.13" (29mm)	D = 1.13" (29mm)
E = 4.20" (107mm)	E = 5.57" (141mm)	E = 8.13" (207mm)
F = 4.75" (121mm)	F = 5.91" (150mm)	F = 5.92" (150mm)

Siemens Instrument Grade Current Transformers (CT) have a split-core construction and provide a safe 5A secondary output. These split-core current transformers allow for easy installation, retrofit, and service. CT's come with 4' leads (18 gauge). Use on low voltage applications of 600V or less. **Accuracy 0.5%.**

Amps	Window (C x B)	Catalog #
100A	1.25"x1.15"	PDS-CTSC-011
200A	1.25"x1.51"	PDS-CTSC-021
300A	1.25"x1.51"	PDS-CTSC-031
400A	2.45"x2.89"	PDC-CTSC-042
600A	2.45"x2.89"	PDS-CTSC-062
800A	2.45"x2.89"	PDS-CTSC-083
1000A	2.45"x5.50"	PDS-CTSC-013
1200A	2.45"x5.50"	PDS-CTSC-123
1600A	2.45"x5.50"	PDS-CTSC-163
2000A	2.45"x5.50"	PDS-CTSC-200
3000A	2.75"x6.625"	PDS-CTSC-03R

Split-core – Round window



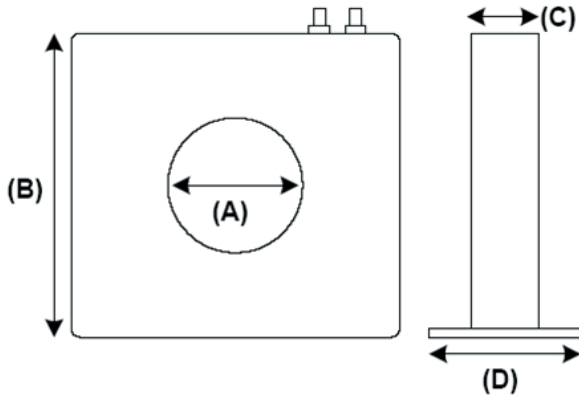
200A – 1200A	3000A – 4000A
A = 4.00"	A = 6.00"
B = 1.25"	B = 1.25"
C = 1.50"	C = 1.50"
D = 6.50"	D = 8.50"

Split-core round rubber insulated flexible CT's with 12' heavy duty leads (18 AWG) and 5A secondary output for use on low voltage applications of 600V. **Accuracy is 4% for 200/400A, 3% for 400A, and 2% for 600A and above.**

Amps	Window (A)	Catalog #
200A	4.00"	PDS-CTHC-024
300A	4.00"	PDS-CTHC-034
400A	4.00"	PDC-CTHC-044
600A	4.00"	PDS-CTHC-064
800A	4.00"	PDS-CTHC-084
1200A	4.00"	PDS-CTSC-123
2000A	6.00"	PDS-CTHC-206
3000A	6.00"	PDS-CTHC-306
4000A	6.00"	PDS-CTHC-406

ACCESS current transformers

Solid-core – Square with round window

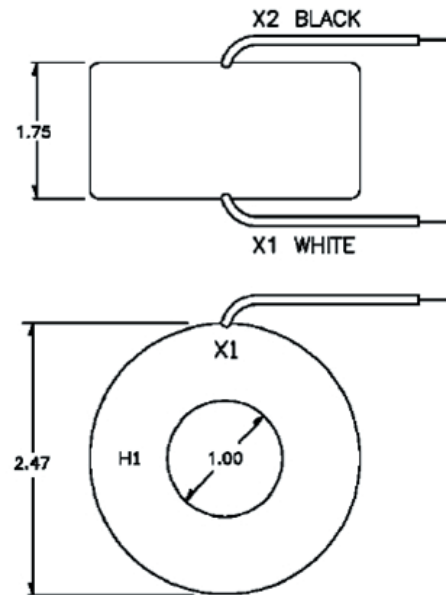


Siemens Instrument Grade Current Transformers (CT) are designed as solid-core construction and provide a safe 5A secondary output. Solid-core CT's come with terminals for attaching leads. Use on low voltage applications of 600V or less. Accuracy is 0.3%.

Amps	Dimension (A x B x C x D)	Catalog #
200:5	1.25" x 4.88" x 2.19" x 4.68"	PDS-CTRC-021
300:5	1.25" x 4.88" x 2.19" x 4.68"	PDS-CTSC-031
400:5	1.25" x 4.88" x 2.19" x 4.68"	PDS-CTRC-041
500:5	1.25" x 5.10" x 3.00" x 5.50"	PDS-CTRC-051
600:5	1.25" x 5.10" x 3.00" x 5.50"	PDS-CTRC-061
800:5	1.25" x 5.10" x 3.00" x 5.50"	PDS-CTRC-081
1000:5	1.25" x 5.10" x 3.00" x 5.50"	PDS-CTRC-101
100:5	2.25" x 6.31" x 3.00" x 5.82"	PDS-CTRC-012
200:5	2.25" x 6.31" x 3.00" x 5.82"	PDS-CTRC-022
300:5	2.25" x 6.31" x 3.00" x 5.82"	PDS-CTRC-032
400:5	2.25" x 6.31" x 3.00" x 5.82"	PDS-CTRC-042
800:5	4.00" x 6.44" x 3.25" x 3.25"	PDS-CTRC-084
1000:5	4.00" x 6.44" x 3.25" x 3.25"	PDS-CTRC-104
1200:5	4.00" x 6.44" x 3.25" x 3.25"	PDS-CTRC-124
1600:5	4.00" x 6.44" x 3.25" x 3.25"	PDS-CTRC-164
2000:5	4.00" x 6.44" x 3.25" x 3.25"	PDS-CTRC-204
3200:5	6.50" x 9.88" x 7.00" x 7.00"	PDS-CTRC-326
4000:5	6.50" x 9.88" x 7.00" x 7.00"	PDS-CTRC-426

Solid-core – Round with round window

The small size solid core Current Transformer (CT) are designed for tight locations and new installations providing a safe 5 amp secondary for use on voltage applications of 600V or less. Accuracy is 0.3%.

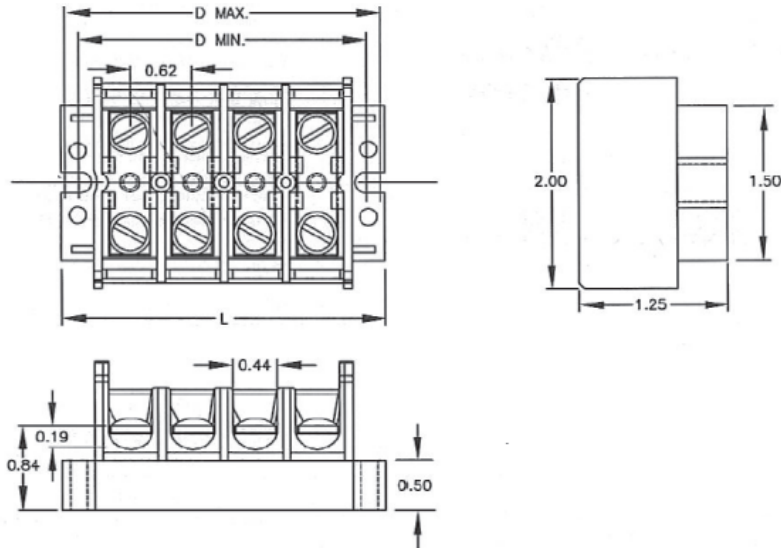


Example: 100 to 300A size

Solid core – Round metering grade, 600V

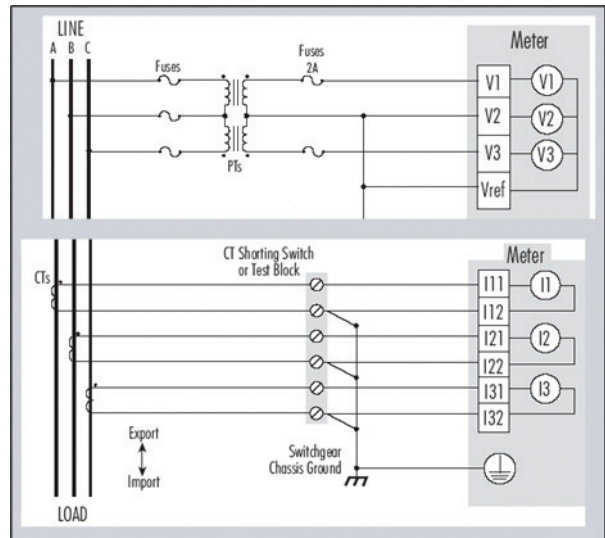
Part Number	Primary	Size
SMU-CT-011	100A	1.75" x 2.47", 1" Window
SMU-CT-021	200A	1.75" x 2.47", 1" Window
SMU-CT-025	250A	1.75" x 2.47", 1" Window
SMU-CT-031	300A	1.75" x 2.47", 1" Window
SMU-CT-041	400A	1.1" x 3.56", 1.56" Window
SMU-CT-061	600A	1.1" x 3.56", 1.56" Window
SMU-CT-081	800A	1.1" x 3.56", 1.56" Window
SMU-CT-123	1000A	1.1" x 3.56", 1.56" Window
SMU-CT-02R	2000A	1.15" x 5.73", 3.25" Window

All low voltage current transformers should be installed with a shorting block to allow for easy removal of the metering unit and to provide a safe method for disconnecting the CT signal. One shorting block is required per meter. Various size shorting blocks are available; 4, 6, and 8 pole configurations are available with four slotted shorting screws and cover. Wire size is 18-10 AWG.



Cat#	Ckts.	L	Mounting	
			D min.	D max.
IKU4SC	4	3.25	2.88	3.00
IKU6SC	6	4.50	4.12	4.25
IKU8SC	8	5.75	5.38	5.50
IKU12SC	12	8.25	7.88	8.00

Typical electrical meter CT and shorting block installation
 This example shows a common three phase, three wire installation where three CT's and one shorting block are used.



Siemens Industry, Inc.
 Building Technologies Division
 5400 Triangle Parkway
 Norcross, GA 30092
 1-800-964-4114

info.us@siemens.com

www.usa.siemens.com/access

Subject to change without prior notice.
 All rights reserved.
 Order No. PMSS-CTMTT-0610
 ©2010 Siemens Industry, Inc.

The information provided in this brochure contains merely general descriptions or characteristics of performance which in case of actual use do not always apply as described or which may change as a result of further development of the products. An obligation to provide the respective characteristics shall only exist if expressly agreed in the terms of contract.

All product designations may be trademarks or product names of Siemens AG or supplier companies whose use by third parties for their own purposes could violate the rights of the owners.