

[Siemens.com/mobility](http://Siemens.com/mobility)

## QECX13 Relay

An ac current operated tractive armature relay


### General data

Contact Arrangement:	4F
Nominal Rated Current:	0.4 A ac
Typical Interruption Time:	100 ms @ 0.23 A
Approximate Weight:	2.1 kg

Note: Refer to the following data sheets:

- 7-1-1 for general information and contact ratings.
- 7-2-1 for dimensions.
- 8.2 for tools.
- 8.3 for plugboard and connector details.

Refer overleaf for specific data.



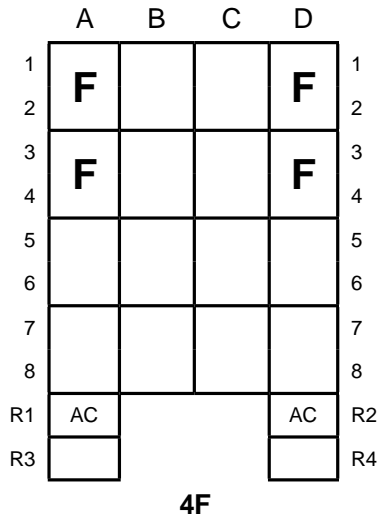
Typical Single Coil / Slug Relay

### Description

The unit incorporates a diode bridge rectifier to enable operation from an ac supply.

It is designed as a lamp proving relay for SL17 or SL21 twin filament lamps and will de-energise only when both filaments have failed. The relay has a large iron circuit for high sensitivity and is slugged to cover the transit time of its control relay.

## Contact layout viewed from rear



## Packaging

Q-Relays are packed in a carton holding ten relays; the same container is used for quantities of four to nine relays. Quantities less than four are packed individually in cardboard boxes, as are all train-carried relays. Each container has a bar-coded label affixed to the outside, stating details of the packaged relay(s) and the quantity therein.

## EMC Compliance

Q-Relays comply with the relevant emission requirements of EN 55014. It is considered that these relays have inherent immunity to in-service electromagnetic disturbance.


A Technical Certificate for EU Directive on EMC (89/336/EEC) has been obtained.

## Technical data

SIEMENS Part No. (PAD No.)	CONTACT ARRANGEMENT	RATED CURRENT (A ac)	PIN CODE	COIL RES (OHMS)	WDG SPEC 1/108/-	MAX FULL OP. (mA ac)	MIN REL (mA ac)	PLUGBOARD	REOD No. OF CONNECTORS J4137/3	REMARKS
B18513/12	4F	0.4	XDFJK	4.7	150	250 MAX OP. mA ac 225	115	J4138/351	10	



Un-drilled plugboard  
Part No. E7218/1



Representation of Relay,  
Plugboard and Retaining clip  
(Clip Part No. J4136/1)