


# SIEMENS

General and Heavy Duty  
Vacu-Break Enclosed Switch  
Replacement Parts



# Ordering Information

1. Identify the Switch Catalog Number that the replacement parts are needed for.
2. Select the replacement part needed (Line Base, Load Base, Neutral or Wire Grips).
3. Determine the number of pieces required.
4. Determine if wire grips must be ordered. (Existing wire grips on 200 Amp and larger switches can be removed and used on the new replacement bases).

## Example

Requirement:

Line and Load base assemblies for a 4-pole, 200 Amp, 240 Volt, Type 1 General Duty Switch.

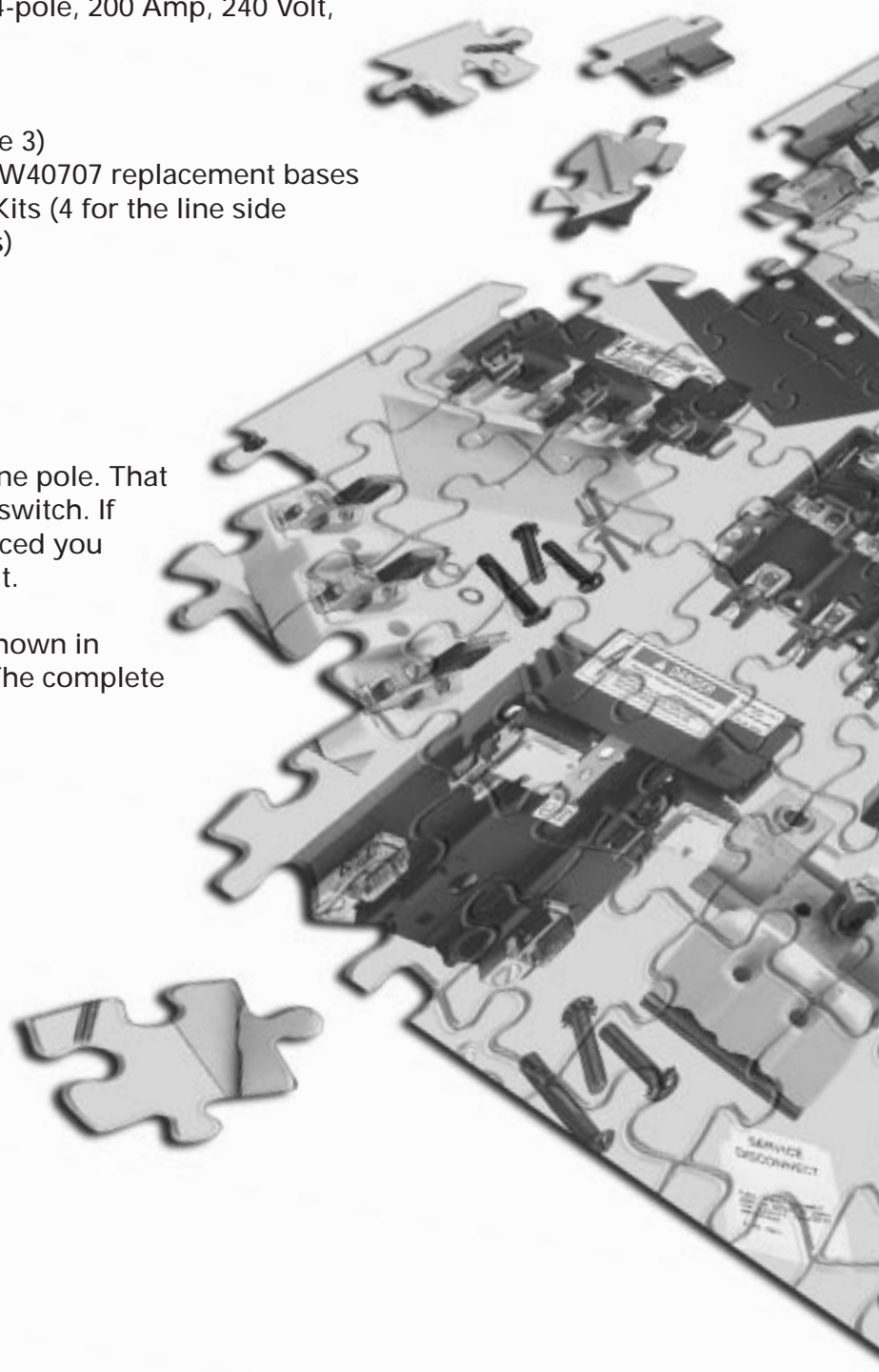
1. JF424
2. Line - W40706 Load - W40707 (page 3)
3. Need quantity of 4 of W40706 and W40707 replacement bases
4. Need 8 total of W67714 Wire Grip Kits (4 for the line side bases and 4 for the load side bases)

## Complete Order:

- 4 - W40706
- 4 - W40707
- 8 - W67714

Note: These replacement bases are only one pole. That is why 4 are required for this 4-Pole switch. If only one pole is required to be replaced you could order one replacement base kit.


Note: All parts of the replacement bases shown in the photos are not sold separately. The complete base assembly must be purchased.




# General Duty Enclosed Switch

## Double Break, Visible Blade Type Replacement Parts

Represents a 30 Amp General Duty Switch (GF321N)\*



1 Piece Line/Load Base Assembly



\* The 30 Amp General Duty Switches employ a visible blade, double break design.  
 Note: All parts shown above are included with the replacement base and **will not** be sold separately.

# General Duty Enclosed Switch

## Vacu-Break Type Replacement Parts

Catalog Number			Quantity of Line/Load Base Ass'y Required Per Switch	Neutral Kits	Wire Grip Kits ⑤
Switch	Line Base	Load Base			

### Type 1 Indoor

#### 240 Volts Max Fusible - 2 Pole, 3 Wire

GF221N ⑥	W410472A ②	—	1	W410190 ①	③
JN321	W50125 ②	—	1	①	③
JN322	W40688	W40687	1	①	③
JN323	W42047	W42046	1	①	③
JN324	W40704 ④	W40712 ④	1	①	W67714
JN325	W30648 ④	W30644 ④	2	W60992	W67712
JN326	W36954 ④	W36953 ④	2	W60993	W67713

#### 240 Volts Max Fusible - 3 Pole, 4 Wire

GF321N ⑥	W410473A ②	—	1	W410190 ①	③
JN421	W40681 ②	—	1	—	③
JN422	W40686	W40687	1	W47444	③
JN423	W42045	W42046	1	W47445	③
JN424	W40702 ④	W40703 ④	1	W47974	W67714
JN425	W30648 ④	W30644 ④	3	W60992	W67712
JN426	W36954 ④	W36953 ④	3	W60993	W67713

#### 240 Volts Max Fusible - 4 Pole, 4 Wire

JF421	W40683	W40684	2	—	③
JF422	W40692	W40693	2	—	③
JF423	W40699	W40700	2	W47455	③
JF424	W40706 ④	W40707 ④	4	W47974	W67714
JF425	W30648 ④	W30644 ④	4	W60992	W67712
JF426	W36954 ④	W36953 ④	4	W60993	W67713

#### 240 Volts Max Non-Fusible - 3 Pole, 3 Wire

GNF321 ⑥	W410473B	—	1	W410190	③
JU321	W40691	—	1	—	③
JU322	W45078	—	1	W47444	③
JU323	W45079	—	1	W47445	③
JU324	W40705 ④	—	1	W47974	W67714
JU325	W30642 ④	—	1	W60992	W67712
JU326	W30643 ④	—	1	W60993	W67713

### Type 3R Outdoor

#### 240 Volts Max Fusible - 2 Pole, 3 Wire

GF221NR ⑥	W410472A ②	—	1	W410190 ①	③
NR321	W50125 ②	—	1	①	③
NR322	W40688	W40687	1	①	③
NR323	W411039	W40696	1	①	③
NR324	W44351 ④	W40712 ④	1	①	W67714
NR325	W30648 ④	W30644 ④	2	W60992	W67712
NR326	W36954 ④	W36953 ④	2	W60993	W67713

#### 240 Volts Max Fusible - 3 Pole, 4 Wire

GF321NR ⑥	W410473A ②	—	1	W410190 ①	③
NR421	W40681 ②	—	1	—	③
NR422	W40686	W40687	1	W47444	③
NR423	W411040	W40696	1	W47445	③
NR424	W44350 ④	W40703 ④	1	W47974	W67714
NR425	W30648 ④	W30644 ④	3	W60992	W67712
NR426	W36954 ④	W36953 ④	3	W60993	W67713

#### 240 Volts Max Non-Fusible - 3 Pole, 3 Wire

GNF321R ⑥	W410473B	—	1	W410190	③
NFR321	W40691	—	1	—	③
NFR322	W45078	—	1	—	③
NFR323	W411041	—	1	—	③
NFR324	W44352 ④	—	1	—	W67714



30/60 Amp 240V Neutral (W47444)



Line Base Assembly (W30648)



100 Amp 240V Neutral (W47445)

① Neutral included on replacement line base.

② One piece line and load base.

③ Wire grips included on line and load base assemblies.


④ Wire grips must be ordered separately.

⑤ Each wire grip kit contains one wire connector plus mounting hardware.


⑥ This switch employs a visible blade, double break design.

# Heavy Duty Enclosed Switch (240 Volts) Vacu-Break Type Replacement Parts

Represents a 30 Amp 240V Heavy Duty Switch (SN321)



1 Piece Line/Load Base Assembly



Note: All parts shown above are included with the replacement base and **will not** be sold separately.

# Heavy Duty Enclosed Switch (240 Volts) Vacu-Break Type Replacement Parts

Catalog Number			Quantity of Line/Load Base Ass'y Required Per Switch	Neutral Kits	Wire Grip Kits ⑤
Switch	Line Base	Load Base			

## Type 1 Indoor

### 240 Volts Max Fusible - 2 Pole, 3 Wire

SN321	W50125 ②	—	1	①	③
SN322	W52315	W52320	1	①	③
SN323	W40697	W40696	1	①	③
SN324	W58377 ④	W40712 ④	1	①	W67714
SN325	W30648 ④	W30644 ④	2	W60992	W67712
SN326	W36954 ④	W36953 ④	2	W60993	W67713
SN327L ⑦ ⑧	W30648 ④	W411043 ⑥	4	W68739	W67713 ⑦
SN328L ⑦ ⑧	W52310 ④	W411044 ⑥	4	W68740	W67712 ⑦

### 240 Volts Max Fusible - 3 Pole, 4 Wire

SN421	W40681 ②	—	1	—	③
SN422	W52317	W52320	1	W47444	③
SN423	W40695	W40696	1	W47445	③
SN424	W58876 ④	W40703 ④	1	W47974	W67714
SN425	W30648 ④	W30644 ④	3	W60992	W67712
SN426	W36954 ④	W36953 ④	3	W60993	W67713
SN427L ⑦ ⑧	W30648 ④	W411043 ⑥	6	W68739	W67713 ⑦
SN428L ⑦ ⑧	W52310 ④	W411044 ⑥	6	W68740	W67712 ⑦

### 240 Volts Max Fusible - 4 Pole, 4 Wire

F421	W40683	W40684	2	—	③
F422	W40692	W40693	2	W47444	③
F423	W40699	W40700	2	W47455	③
F424	W40706 ④	W40707 ④	4	W47974	W67714
F425 ⑦ ⑧	W30648 ④	W30644 ④	4	W60992	W67712
F426 ⑦ ⑧	W36954 ④	W36953 ④	4	W60993	W67713

## Type 3R Outdoor

### 240 Volts Max Fusible - 2 Pole, 3 Wire

NRH321	W50125 ②	—	1	①	③
NRH322	W40688	W40687	1	①	③
NRH323	W40697	W40696	1	①	③
NRH324	W58877 ④	W40712 ④	1	①	W67714
NRH325	W30648 ④	W30644 ④	2	W60992	W67712
NRH326	W36954 ④	W36953 ④	2	W60993	W67713
NRH327L ⑦ ⑧	W30648 ④	W411043 ⑥	4	W68739	W67713 ⑦
NRH328L ⑦ ⑧	W52310 ④	W411044 ⑥	4	W68740	W67712 ⑦

### 240 Volts Max Fusible - 3 Pole, 4 Wire

2NRH421	W40681 ②	—	1	W47444	③
NRH422	W411037	W40687	1	W47444	③
NRH423	W40695	W40696	1	W47445	③
NRH424	W58876 ④	W40703 ④	1	W47974	W67714
NRH425	W30648 ④	W30644 ④	3	W60992	W67712
NRH426	W36954 ④	W36953 ④	3	W60993	W67713
NRH427L ⑦ ⑧	W30648 ④	W411043 ⑥	6	W68739	W67713 ⑦
NRH428L ⑦ ⑧	W52310 ④	W411044 ⑥	6	W68740	W67712 ⑦

① Neutral included on replacement line base.

② One piece line and load base.

③ Wire grips included on line and load base assemblies.

④ Wire grips must be ordered separately.

⑤ Each wire grip kit contains one wire connector plus mounting hardware.

⑥ Load base is a one piece design which includes all 3-poles. Only order one per switch.

⑦ Wire grips are included on the load base assembly.

⑧ The line base assembly contains two poles per phase which are connected with a connection strap. If this connection strap is required see page 6 for catalog numbers.



30/60 Amp 240V Neutral (W47444)



Line/Load Base Assembly (W50125)



100 Amp 240V Neutral (W47445)

# Heavy Duty Enclosed Switch (240 Volts) Vacu-Break Type Replacement Parts

Catalog Number			Quantity of Line/Load Base Ass'y Required Per Switch	Neutral Kits	Wire Grip Kits ⑤
Switch	Line Base	Load Base			

## Type 4, 4X Stainless Steel

240 Volts Max Fusible - 3 Pole, 3 Wire

F321SS	W411032 ①	—	1	W47444	②
F322SS	W411037	W40687	1	W47444	②
F323SS	W40695	W40696	1	W47445	②
F324SS	W60527 ③	W411042	1	W47974	W67714
F325SS	W30648 ③	W30644 ③	3	W60992	W67712
F326SS	W36954 ③	W36953 ③	3	W60993	W67713
F327SSL ⑦ ⑧	W30648 ③	W411043 ⑥	6	W68739	W67713 ⑦

## Type 12, Industrial

240 Volts Max Fusible - 3 Pole, 3 Wire

F321H	W411032 ①	—	1	W47444	②
F322H	W411037	W40687	1	W47444	②
F323H	W40695	W40696	1	W47445	②
F324H	W60527 ③	W411042	1	W47974	W67714
F325H	W30648 ③	W30644 ③	3	W60992	W67712
F326H	W36954 ③	W36953 ③	3	W60993	W67713
F327HL ⑦ ⑧	W30648 ③	W411043 ⑥	6	W68739	W67713 ⑦



Replacement Line Base (W60527)



Replacement Load Base (W411042)

## 400 - 1200 Amp Miscellaneous Parts

### Replacement Handles

Switch	Catalog Number
400 & 600 Amp	W411035
800 & 1200 Amp	W411036

### Replacement Line Terminal Shield

Switch	Catalog Number
400 & 600 Amp 2-Pole Type 1	W411100
400 & 600 Amp 3-Pole Type 1 and all Type 3R, 4/4X & 12	W411101
800 & 1200 Amp	W411099

Switch	Catalog Number
800 & 1200 Amp Non-Fuse	W411105
800 Amp Fused	W411102
1200 Amp Fused	W411103

- ① One piece line and load base.
- ② Lugs included on line and load base assemblies.
- ③ Lugs must be ordered separately.
- ④ Each lug kit contains one wire connector plus mounting hardware.
- ⑥ Load base is a one piece design which includes all 3-Poles. Only order one per switch.


- ⑦ Wire grips are included on the load base assembly.
- ⑧ The line base assembly contains two poles per phase which are connected with a connection strap.



200 Amp 240V Neutral (W47974)

# Heavy Duty Enclosed Switch Vacu-Break Type Replacement Parts

Represents a 400 Amp Line Base Assembly (W30648)




Note: All parts shown above are included with the replacement base and **will not** be sold separately.



# Heavy Duty Enclosed Switch (600 Volts) Vacu-Break Type Replacement Parts

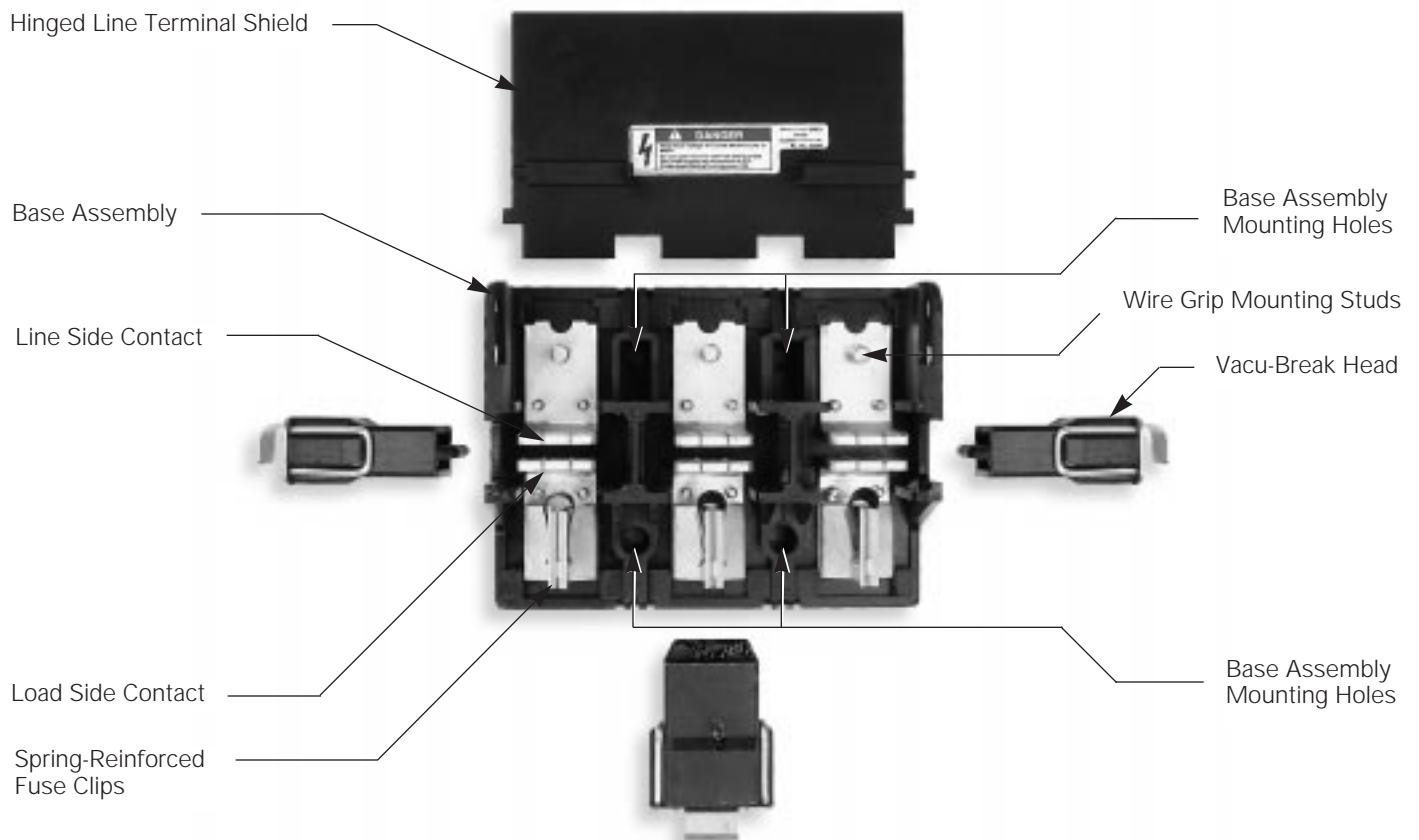

Represents a 100 Amp 600V Heavy Duty Switch (F353)



Note: All parts shown above are included with the replacement base and **will not** be sold separately.

# Heavy Duty Enclosed Switch (600 Volts) Vacu-Break Type Replacement Parts

Represents a 200 Amp 600V Heavy Duty Switch (FR354)



Note: All parts shown above are included with the replacement base and **will not** be sold separately.

# Heavy Duty Enclosed Switch (600 Volts) Vacu-Break Type Replacement Parts

Catalog Number			Quantity of Line/Load Base Ass'y Required Per Switch	Neutral Kits	Wire Grip Kits ⑤
Switch	Line Base	Load Base			

## Type 1 Indoor

### 600 Volts Max Fusible - 3 Pole, 3 Wire

F351	W40709	W40710	1	W53044	①
F352	W52316	W52319	1	W53044	①
F353	W40695	W40696	1	W53045	①
F354	W58876 ②	W40703 ②	1	W47974	W67714
F355	W30648 ②	W30644 ②	3	W60992	W67712
F356	W36954 ②	W36953 ②	3	W60993	W67713
F357L ⑤ ⑥	W30648 ②	W411043 ④	6	W68739	W67713 ⑤
F358L ⑤ ⑥	W52310 ②	W411044 ④	6	W68740	W67712 ⑤

### 600 Volts Max Non-Fusible - 3 Pole, 3 Wire

NF351	W40691	—	1	—	①
NF352	W52314	—	1	W53044	①
NF353	W40698	—	1	W53045	①
NF354	W60528 ②	—	1	W47974	W67714
NF355	W30642 ②	—	3	W60992	W67712
NF356	W30643 ②	—	3	W60993	W67713
NF357 ⑥	W30642 ②	—	6	W68739	W67713
NF358 ⑥	W30643 ②	—	6	W68740	W67712

## Type 3R Outdoor

### 600 Volts Max Fusible - 3 Pole, 3 Wire

FR351	W411033	W411034	1	W53044	①
FR352	W40689	W40690	1	W53044	①
FR353	W40695	W40696	1	W53045	①
FR354	W58876 ②	W40703 ②	1	W47974	W67714
FR355	W30648 ②	W30644 ②	3	W60992	W67712
FR356	W36954 ②	W36953 ②	3	W60993	W67713
FR357L ⑤ ⑥	W30648 ②	W411043 ④	6	W68739	W67713 ⑤
FR358L ⑤ ⑥	W52310 ②	W411044 ④	6	W68740	W67712 ⑤

### 600 Volts Max Non-Fusible - 3 Pole, 3 Wire

NFR351	W40691	—	1	—	①
NFR352	W43389	—	1	W53044	①
NFR353	W40698	—	1	W53045	①
NFR354	W58878 ②	—	1	W47974	W67714
NFR355	W30642 ②	—	3	W60992	W67712
NFR356	W30643 ②	—	3	W60993	W67713
NFR357 ⑥	W30642 ②	—	6	W68739	W67713
NFR358 ⑥	W30643 ②	—	6	W68740	W67712

- ① Lugs included on line and load base assemblies.
- ② Lugs must be ordered separately.
- ③ Each lug kit contains one wire connector plus mounting hardware.
- ④ Load base is a one piece design which includes all 3-poles. Only order one per switch.

- ⑤ Wire grips are included on the load base assembly.
- ⑥ This line base assembly contains two poles per phase which are connected with a connection strap. If this connection strap is required see page 6 for catalog numbers.



Line Base Assembly (W40695)



Load Base Assembly (W40696)



200 Amp 240V Neutral (W47974)

# Heavy Duty Enclosed Switch (600 Volts) Vacu-Break Type Replacement Parts

Catalog Number			Quantity of Line/Load Base Ass'y Required Per Switch	Neutral Kits	Wire Grip Kits ⑤
Switch	Line Base	Load Base			

## Type 4X, Stainless Steel

### 600 Volts Max Fusible - 3 Pole, 3 Wire

F351SS	W40709	W40710	1	W53044	①
F352SS	W40689	W40690	1	W53044	①
F353SS	W40695	W40696	1	W53045	①
F354SS	W60527 ②	W411042 ②	1	W47974	W67714
F355SS	W30648 ②	W30644 ②	3	W60992	W67712
F356SS	W36954 ②	W36953 ②	3	W60993	W67713
F357SSL ⑤ ⑥	W30648 ②	W411043 ④	6	W68739	W67713 ⑤

### 600 Volts Max Non-Fusible - 3 Pole, 3 Wire

NF351SS	W82931	—	1	W53044	①
NF352SS	W43389	—	1	W53044	①
NF353SS	W40698	—	1	W53045	①
NF354SS	W60528 ②	—	1	W47974	W67714
NF355SS	W30642 ②	—	3	W60992	W67712
NF356SS	W30643 ②	—	3	W60993	W67713
NF357SS ⑥	W30642 ②	—	6	W68739	W67713

## Type 12, Industrial

### 600 Volts Max Fusible - 3 Pole, 3 Wire

F351H	W40709	W40710	1	W53044	①
F352H	W40689	W40690	1	W53044	①
F353H	W40695	W40696	1	W53045	①
F354H	W60527 ②	W411042 ②	1	W47974	W67714
F355H	W30648 ②	W30644 ②	3	W60992	W67712
F356H	W36954 ②	W36953 ②	3	W60993	W67713
F357HL ⑤ ⑥	W30648	W411043 ④	6	W68739	W67712 ⑤

### 600 Volts Max Non-Fusible - 3 Pole, 3 Wire

NF351H	W82931	—	1	W53044	①
NF352H	W43389	—	1	W53044	①
NF353H	W40698	—	1	W53045	①
NF354H	W60528 ②	—	1	W47974	W67714
NF355H	W30642 ②	—	3	W60992	W67712
NF356H	W30643 ②	—	3	W60993	W67713
NF357H ⑥	W30642	—	6	W68739	W67713

① Lugs included on line and load base assemblies

② Lugs must be ordered separately.

③ Each lug kit contains one wire connector plus mounting hardware.

④ Load base is a one piece design which includes all 3-poles. Only order one per switch.

⑥ The line base assembly contains two poles per phase which are connected with a connection strap. If this connection strap is required see page 6 for catalog number.



Load Base Assembly (W30644)



Line Base Assembly (W30648)

Siemens Energy & Automation, Inc.  
Distribution Products Division  
5400 Triangle Pkwy.  
Norcross, GA 30092  
1-800-964-4114

© 1998 Siemens Energy & Automation, Inc.  
Siemens is a registered trademark of Siemens AG.

Bulletin IPPC-SB02A-0898  
5M0898CP Printed in U.S.A.