

CIRCUIT BREAKER 3VA5 UL FRAME 250 BREAKING CAPACITY CLASS M 35KA @ 480V 2-POLE, LINE PROTECTION TM230, FTAM, IN=175A OVERLOAD PROTECTION IR=175A FIXED SHORT CIRCUIT PROTECTION II=5...10 X IN W/O CONNECTION



| Model   |                             |
|---|-----------------------------|
| Product brand name  | SENTRON                     |
| Product designation   | Molded-case circuit breaker |
| Design of the product   | System protection           |
| Design of the load switch / acc. to UL 489 / Heating, Air Conditioning, and Refrigeration circuit breaker (HACR Type) | Yes                         |
| Design of the overcurrent release   | TM230                       |
| Protective function of the overcurrent release  | LI                          |
| Number of poles   | 2                           |
| General technical data  |                             |
| Tension assignée d'isolement $U_i$  | 800 V                       |
| Max. rated operational voltage $U_e$ with AC 50/60Hz  | 690 V                       |
| Max. rated operational voltage $U_e$ with DC  | 500 V                       |
| Active power loss / for rated value of the current / at AC / in hot operating state / per device                      | 23.4 W                      |
| Active power loss / for rated value of the current / at AC / in hot operating state / per pole                        | 11.7 W                      |
| Mechanical service life (switching cycles) / typical  | 15 000                      |

|   |         |
|---|---------|
| Electrical endurance (switching cycles) / at AC-1 / at 380/415 V 50/60 Hz | 8 000   |
| Electrical endurance (switching cycles) / at 480 V / at 50/60 Hz          | 8 000   |
| Electrical endurance (switching cycles) / at 600 V / at 50/60 Hz          | 4 000   |
| Neutral conductors / upgradeable/retrofitable                             | No      |
| Ground fault monitoring version   | Without |
| Product function  |         |
| • communication function  | No      |
| • other measurement function  | No      |

### Electricity

|   |       |
|---|-------|
| Marking / acc. to UL 489 / 100%-rated breaker                     | No    |
| Max. rated operational voltage of the size of the circuit-breaker | 250 A |
| Courant permanent assigné Iu                                      | 175 A |
| Operating current   |       |
| • at 40 °C  | 175 A |
| • at 45 °C  | 171 A |
| • at 50 °C  | 166 A |
| • at 55 °C  | 162 A |
| • at 60 °C  | 158 A |
| • at 65 °C  | 153 A |
| • at 70 °C  | 149 A |

### Switching capacity according to IEC 60947

|   |         |
|---|---------|
| Switching capacity class of the circuit breaker           | M       |
| Maximum short-circuit current breaking capacity (Icu)     |         |
| • at 240 V  | 85 kA   |
| • at 415 V  | 55 kA   |
| • at 690 V  | 7 kA    |
| Operational short-circuit current breaking capacity (Ics) |         |
| • at 240 V  | 85 kA   |
| • at 415 V  | 55 kA   |
| • at 690 V  | 7 kA    |
| Short-circuit current making capacity (Icm)               |         |
| • at 240 V  | 187 kA  |
| • at 415 V  | 121 kA  |
| • at 690 V  | 11.9 kA |

### Switching capacity according to UL 489

|                           |       |
|---------------------------|-------|
| Breaking capacity current |       |
| • at 240 V                | 85 kA |

- at 480 V 35 kA
- at 600 V 18 kA

#### Adjustable parameters

|   |         |
|---|---------|
| Adjustable response value current / I <sub>g</sub> min.                 | 175 A   |
| Adjustable response value current / I <sub>g</sub> min.                 | 175 A   |
| Adjustable response value current / I <sub>i</sub> min.                 | 875 A   |
| Adjustable response value current / I <sub>i</sub> max.                 | 1 750 A |
| Ground fault protection / tripping switchable / I <sub>2t</sub> =ON/OFF | No      |

#### Mechanical Design

|             |        |
|-------------|--------|
| Height [in] | 7.3 in |
| Height      | 185 mm |
| Width [in]  | 4.1 in |
| Width       | 105 mm |
| Depth [in]  | 3.3 in |
| Depth       | 83 mm  |

#### Connections

|   |                    |
|---|--------------------|
| Arrangement of electrical connectors / for main current circuit | Without connection |
| Type of electrical connection / for main current circuit        | Without            |

#### Auxiliary circuit

|  |   |
|--|---|
| Number of CO contacts / for auxiliary contacts | 0 |
|--|---|

#### Accessories

|  |     |
|--|-----|
| Product extension / optional / motor drive | Yes |
|--|-----|

#### Environmental conditions

|                                    |        |
|------------------------------------|--------|
| Protection class IP / on the front | IP40   |
| Ambient temperature                |        |
| • during operation / minimum       | -25 °C |
| • during operation / maximum       | 70 °C  |
| • during storage / minimum         | -40 °C |
| • during storage / maximum         | 80 °C  |

#### Certificates

|  |    |
|--|----|
| Equipment marking / acc. to DIN EN 81346-2   | Q  |
| Certificate of suitability / as approval for NAVAL (no combat vessels) / Supplement SB | No |



CSA



UL



UL



VDE



RCM

Shipping  
Approval

other

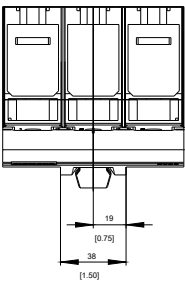
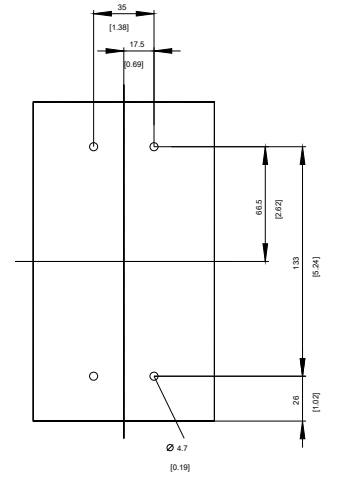
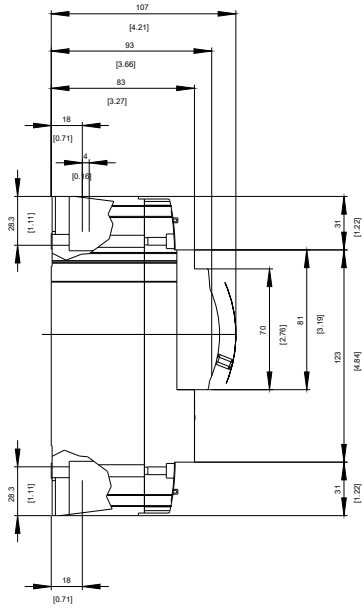
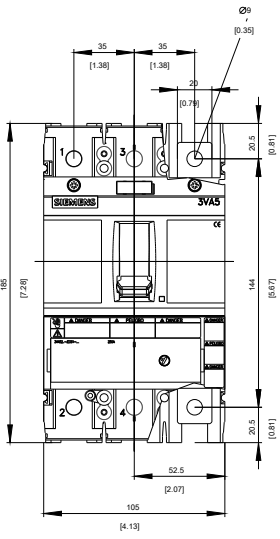


ABS

[Miscellaneous](#)

## Further information

**Information- and Downloadcenter (Catalogs, Brochures,...)**<http://www.siemens.com/lowvoltage/catalogs>**Industry Mall (Online ordering system)**<https://mall.industry.siemens.com/mall/en/en/Catalog/product?mlfb=3VA5217-5EC61-0AA0>**Service&Support (Manuals, Certificates, Characteristics, FAQs,...)**<https://support.industry.siemens.com/cs/ww/en/ps/3VA5217-5EC61-0AA0>**Image database (product images, 2D dimension drawings, 3D models, device circuit diagrams, ...)**[http://www.automation.siemens.com/bilddb/cax\\_en.aspx?mlfb=3VA5217-5EC61-0AA0](http://www.automation.siemens.com/bilddb/cax_en.aspx?mlfb=3VA5217-5EC61-0AA0)**CAX-Online-Generator**<http://www.siemens.com/cax>**Tender specifications**<http://www.siemens.com/specifications>



-Q



-CB

# SIEMENS



last modified:

11/25/2017