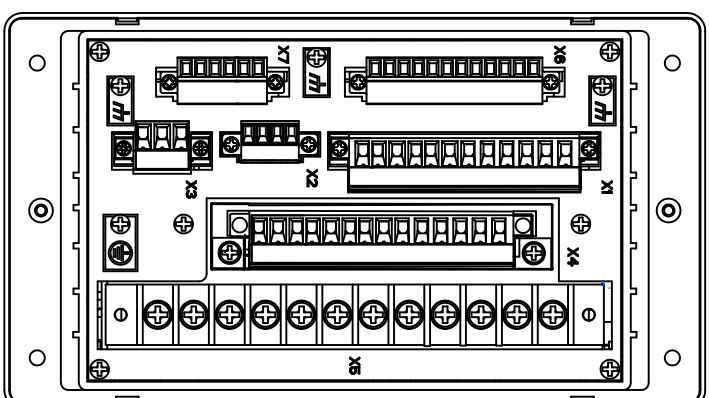
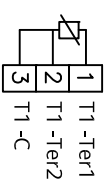


1 IF IN DOUBT ASK  
DO NOT SCALE

NOTES

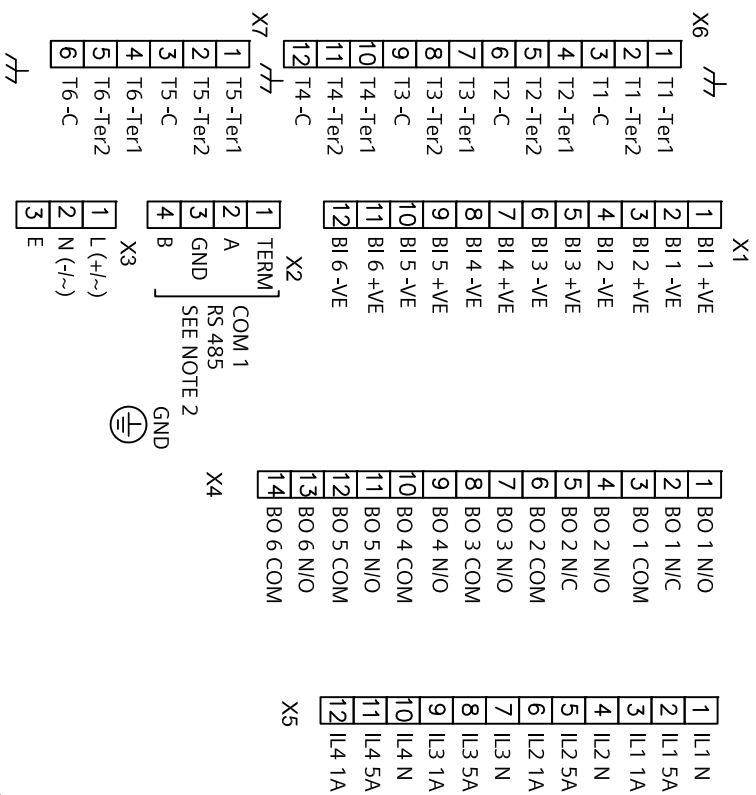
- 1) TERMINALS RECOMMENDED ARE PRE-INSULATED & MUST BE CRIMPED USING APPROVED TOOLING.
- 2) CONNECTIONS TO THIS COMMUNICATIONS FACILITY IS BY SCREENED, TWISTED PAIR CABLE, ON SITE. WHEN WIRING OTHER FACILITIES ENSURE THAT THESE TERMINALS ARE NOT OBSCURED BY OTHER WIRE RUNS.
- 3) CONNECTIONS TO TEMPERATURE INPUT.



ABBREVIATIONS

I- CURRENT INPUTS
BI- BINARY INPUTS
BO- BINARY OUTPUTS
COM- BINARY OUTPUT COMMON
NO- NORMALLY OPEN BINARY OUTPUT CONTACTS
NC- NORMALLY CLOSED BINARY OUTPUT CONTACTS
L- LINE
N- NEUTRAL
E- EARTH
T- TEMPERATURE INPUT

COMMUNICATIONS IDENTIFICATION	
COM1	RS485 X2
COM2	USB TYPE 'B' PORT (ON RELAY FRONT LABEL)



MATERIAL: MATERIAL.

Dimensions in millimetres : Surface texture in micrometres.  
Machine where marked ✓

For explanation of dimensions, tolerances, notes etc. see B.S.308.

Limit on untoleranced unmachined dimensions ± \_\_\_\_\_  
Limit on untoleranced machined dimensions to B.S.4500:  
i.e. up to 6±0.1; over 30 to 120±0.3; over 315±0.8;  
over 6 to 30±0.2; over 120 to 315±0.5;  
General unmachined angular tolerance ± \_\_\_\_\_

Finish:

Treatment:

Title:

TERMINAL ID & WIRING DIAGRAM FOR  
7SR105 WITH RTD TEMPERATURE INPUT

**SIEMENS PROTECTION DEVICES LTD.**

Original Scale.

NTS

Drq. No.

2437W60003

First used on:

Similar Articles:

Supersedes:

ISSUE.	MOD. DATE.	CHANGE
ISSUE	DATE	NOTED
		▽

Copyright © YEAR Siemens Protection Devices Ltd. Hebburn

DRAWN AMARN.

CHECKED SHASHANK

APPROVED N.C

DATE 30/07/15

IE

OPS

PCP

Purch. Spec. TQ

EAC

EAC.

CE

STD

A3

NOT SUBJECT TO UPDATE  
ONCE COPIED / PRINTED  
OR DOWNLOADED