



Siemens.com/mobility

QNNA1 Relay

A twin dc neutral, ac immune tractive armature, relay unit


General data

Contact Arrangement:	2 x 6F 2B, 2 x 4F 4B, 2 x 4F 2B and 2 x 2B
Nominal Rated Voltage:	50V dc
Approximate Weight:	1.4 kg

Note: Refer to the following data sheets:

- 7-1-1 for general information and contact ratings.
- 7-2-1 for dimensions.
- 8.2 for tools.
- 8.3 for plugboard and connector details.

Refer overleaf for specific data.



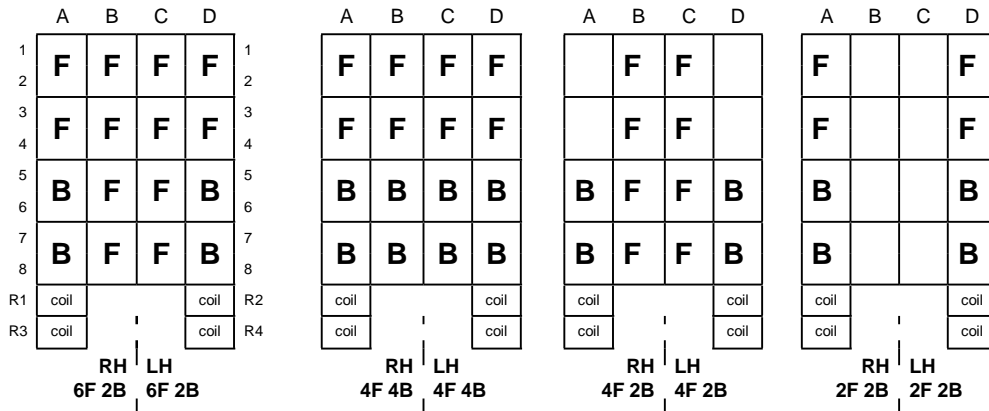
Typical Twin Coil Relay

Description

The unit comprises two electrically independent relays mounted side-by-side on a single base.

Each of the twin relays is designed to operate a maximum of eight pairs of contacts and is ac immune to 1000 V ac rms, 50 Hz.

Contact layout viewed from rear



Technical data

SIEMENS Part No. (PAD No.)	CONTACT ARRANGEMENT	RATED VOLTAGE (V dc)	PIN CODE	COIL RES (OHMS)	WDG SPEC 1/108/-	MAX FULL OP. (V dc)	MIN REL (V dc)	PLUGBOARD	REQD No. OF CONNECTORS J4137/3	REMARKS
B18551/4 (085/001660)	4F 4B LH & RH	50	210 CEGHJ	1030	108	40	7.5	J4138/252	36	BR SPEC. 966 F6
B18551/5 (085/001665)	6F 2B LH & RH	50	209 CEFHJ	1250	87	40	7.5	J4138/254	36	BR SPEC. 966 F6
B18551/6	2F 2B LH & RH	50	210 CEGHJ	1250	87	40	7.5	J4138/253	20	BR SPEC. 966 F6
B18551/7	4F 2B LH & RH	50	XGHJK	1250	87	40	7.5	J4138/366	28	

Packaging

Q-Relays are packed in a carton holding ten relays; the same container is used for quantities of four to nine relays. Quantities less than four are packed individually in cardboard boxes, as are all train-carried relays. Each container has a bar-coded label affixed to the outside, stating details of the packaged relay(s) and the quantity therein.


EMC Compliance

Q-Relays comply with the relevant emission requirements of EN 55014. It is considered that these relays have inherent immunity to in-service electro-magnetic disturbance.

A Technical Certificate for EU Directive on EMC (89/336/EEC) has been obtained.



Un-drilled plugboard
Part No. E7218/1



Representation of Relay, Plug-board and Retaining clip
(Clip Part No. J4136/1)