


SIEMENS

Ingenuity for life



Motor starter SIMATIC ET 200SP

Versatile. Powerful. Space-saving.

SIRIUS
Hybrid

[siemens.com/et200SP-motorstarter](https://www.siemens.com/et200SP-motorstarter)

Optimum protection for your motors and loads

The SIMATIC ET 200SP motor starter with its safety and standard function now completes the distributed I/O system. It features impressive outputs of up to 5.5 kW and a compact width of just 30 mm. Not only do you save space in the control cabinet, you also benefit from the starter's versatility when monitoring your plant.



Good reasons for choosing the ET 200SP motor starter:

-  Wide performance range for motors up to 5.5 kW
-  High degree of flexibility for safety applications thanks to shutdown via SIMATIC F-CPU or SIRIUS 3SK safety relay
-  Economic flexibility due to low variance
-  Lower plant costs thanks to quick installation and wiring
-  Easy module interchangeability means increased plant availability
-  More space in the control cabinet thanks to a module width of just 30 mm
-  Faster configuration in the TIA Portal
-  Rapid maintenance thanks to automatic parameter uploading

The combination of compact design and hybrid technology makes the motor starter especially powerful – with four setting ranges up to 5.5 kW. Selected module variants, which still cover 80% of all motor applications, mean that you remain economically flexible. When starting single-phase and three-phase motors, the motor starters provide reliable overload and short-circuit protection. In addition, you benefit from the transmission of current values which can be used for energy management functions.

Motor starters up to 5.5 kW. Only 30 mm wide.
Also suitable for safety-oriented applications.

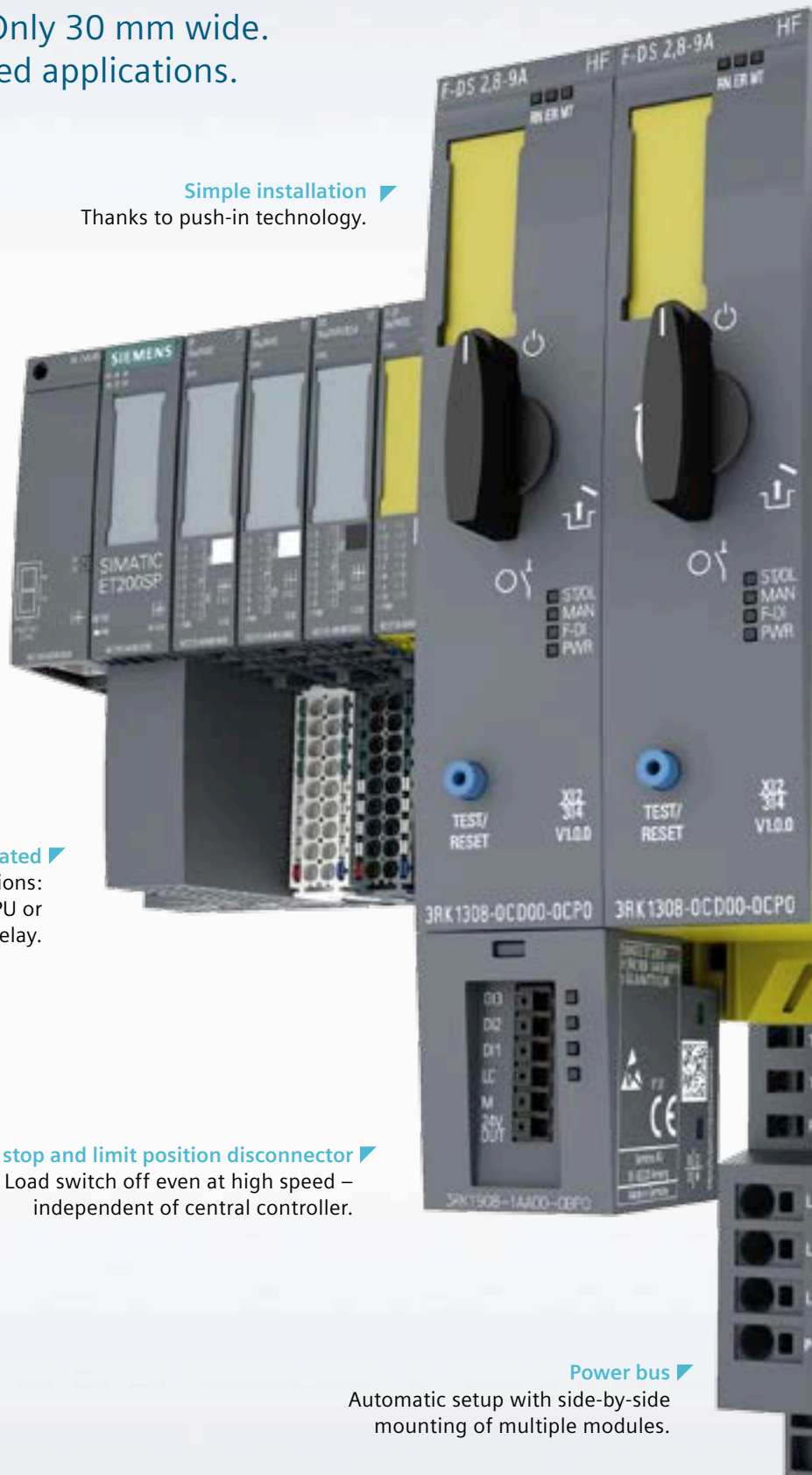
Simple installation ▶
Thanks to push-in technology.


Hybrid switching technology ▶
Durable and energy-saving, since
relay contacts are
not subject to loading.

Safety Integrated ▶
Versatile safety solutions:
shutdown via SIMATIC F-CPU or
SIRIUS 3SK safety relay.

Quick stop and limit position disconnecter ▶
Load switch off even at high speed –
independent of central controller.

Power bus ▶
Automatic setup with side-by-side
mounting of multiple modules.



- 
- ▼ **Wide range of performance**
For motors up to 5.5 kW.

- ▼ **Extended functionality**
Thanks to safety functions
at no extra charge.

- ▼ **Rapid installation**
Hook in, slide into place
and engage.

- ▼ **Option handling**
Enhanced flexibility and optimized
savings due to one-off configuration
of complex automation projects.

- ▼ **Space requirements reduced by up to 50%**
Just 30 mm wide, it is much slimmer
than other distributed I/O systems.

Once it is installed and wired, you simply connect the ET 200SP motor starter to the controller in the TIA Portal ready for parameterization.

Just 16 motor starter variants – easy to select and order



Motor starter modules	Operating output*	Response value**	MLFB
Direct-on-line starter	0.25	0.3 ... 1	3RK1308-0AB00-0CP0
	1.1	0.9 ... 3	3RK1308-0AC00-0CP0
	4	2.8 ... 9	3RK1308-0AD00-0CP0
	5.5	4 ... 12	3RK1308-0AE00-0CP0
Reversing starter	0.25	0.3 ... 1	3RK1308-0BB00-0CP0
	1.1	0.9 ... 3	3RK1308-0BC00-0CP0
	4	2.8 ... 9	3RK1308-0BD00-0CP0
	5.5	4 ... 12	3RK1308-0BE00-0CP0
Fail-safe direct-on-line starter	0.25	0.3 ... 1	3RK1308-0CB00-0CP0
	1.1	0.9 ... 3	3RK1308-0CC00-0CP0
	4	2.8 ... 9	3RK1308-0CD00-0CP0
	5.5	4 ... 12	3RK1308-0CE00-0CP0
Fail-safe reversing starter	0.25	0.3 ... 1	3RK1308-0DB00-0CP0
	1.1	0.9 ... 3	3RK1308-0DC00-0CP0
	4	2.8 ... 9	3RK1308-0DD00-0CP0
	5.5	4 ... 12	3RK1308-0DE00-0CP0

*for AC-3 at 400 V rated value; **adjustable current response value of the inverse-time delayed overload release



BaseUnits

BU with 24 V and 400 V infeed	BU30-MS1	3RK1908-0AP00-0AP0
BU with 400 V infeed	BU30-MS2	3RK1908-0AP00-0CP0
BU with 24 V infeed	BU30-MS3	3RK1908-0AP00-0BP0
BU without infeed	BU30-MS4	3RK1908-0AP00-0DP0
BU F-DI with 400 V infeed	BU30-MS5	3RK1908-0AP00-0EP0
BU F-DI without infeed	BU30-MS6	3RK1908-0AP00-0FP0

Accessories



**3DI/LC module
(connecting terminal)**

3RK1908-1AA00-0BP0



BaseUnit cover 30

3RK1908-1CA00-0BP0



**Touch protection cover for
power bus (10 units)**

3RK1908-1DA00-2BP0



Fan

3RW4928-8VB00



**Additional mechanical fixing for BaseUnit; heavy-duty fixing
Packing unit: 5 units**

3RK1908-1EA00-1BP0

Published by
Siemens AG 2016

Digital Factory
Control Products
P.O. Box 23 55
90713 Fuerth
Germany

Article No. DFCP-B10056-01-7600
Printed in Germany
Dispo 27601
HL 16011726 WS 10181.

Changes and errors excepted. The information provided in this brochure contains merely descriptions or characteristics of performance which in case of actual use do not always apply as described or which may change as a result of further development of the products. An obligation to provide the respective characteristics shall only exist if expressly agreed in the terms of contract.

SIMATIC is a registered trademark of Siemens AG. Unauthorized use not permitted. Other designations used in this document may be trademarks whose use by third parties for their own purposes could violate the rights of the trademark owners.