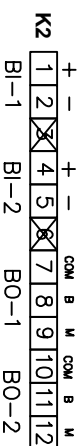
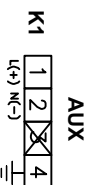
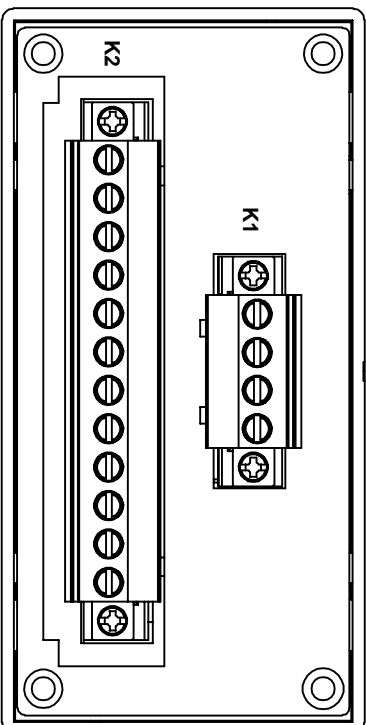


1 IF IN DOUBT ASK
2 DO NOT SCALE

NOTES

- 1) TERMINALS RECOMMENDED ARE PRE-INSULATED & MUST BE CRIMPED USING APPROVED TOOLING.
 SUPPLIER PART NUMBER CABLE SIZE
 Dowells (pin type) CP9/CP1 2.5mm sq./1.5mm sq
 OR ANY OTHER MANUFACTURERS EQUIVALENT TERMINAL.
 2) FOR RELAY OUTLINE & PANEL DRILLING REF DRAWING 2995X10030 .



ABBREVIATIONS

BI-BINARY INPUTS
BO-BINARY OUTPUTS
COM-COMMON
M-NORMALLY OPEN BINARY OUTPUT CONTACTS
B-NORMALLY CLOSED BINARY OUTPUT CONTACTS

MATERIAL: MATERIAL.

Dimensions in millimetres : Surface texture in micrometres.
 Machine where marked ✓
 For explanation of dimensions, tolerances, notes etc. see B.S.308.
 Limit on untoleranced unmachined dimensions ±

ie. up to 6±0.1; over 30 to 120±0.3; over 315±0.8;
 over 6 to 30±0.2; over 120 to 315±0.5;
 General unmachined angular tolerance ±

Finish:

Treatment:

Title:

TERMINAL ID & WIRING DIAGRAM FOR
 TCS TYPE 7PJ13 RELAY(7PJ13219AA210AA0/BB)

SIEMENS PROTECTION DEVICES LTD.

Original Scale.

NTS

Drq. No.

2112W50260

Copyright © YEAR Siemens Protection Devices Ltd. Hebburn

First used on:

Similar Articles:

Supersedes:

ISSUE.	MOD. DATE.	CHANGE
1	17/05/19	INITIAL RELEASE
		CHANGE
		NOTED

DRAWN: VC CHECKED APPROVED: NC DATE: 17/05/19 IE OPS PCP Purch. Spec. TQ EAC EAC. CE STD A3

EU EXPORT CONTROLS ECCN: N AL: N
 This document is not Export Controlled unless sending to Critical Countries.

**FOR INTERNAL USE ONLY
 UNCONTROLLED COPY
 NOT SUBJECT TO UPDATE**