Electromechanical Stabilization Products



Clearview® Air Gap Arresters
Electrical Circuits
(Standard Duty)
E13 - E16



Clearview® Air Gap Arresters
Electrical Circuits
(Heavy Duty)
E17 - E18



Clearcomm® Air Gap Arresters
Communications Circuits
(Standard Duty)
E19 - E22

Clearview® Air Gap Equalizers
Electrical Circuits
(Standard Duty)
E23 - E30



701-1 Series
AC Power
Line Protectors
E31 - E34

SSP-11
Solid State
Surge Protector
E35 - E38



SP-17
Solid State Battery Line
Surge Protectors
E39 - E40



SP-18
Solid State Battery Line
Surge Protectors
E41 - E42



SP-19
Solid State Battery Line
Surge Protectors
E43 - E44

SP-20
Solid State AC Power
Surge Protectors
E45 - E48

SP-21
Solid State Code Line
Surge Protectors
E49 - E50

SP-24
Solid State Battery Line
Surge Protectors
E51 - E52

© Copyright 2018 **SIEMENS** Industry Inc.

SP-15 and SP-26
Solid State Track Circuit
Surge Protectors
E53 - E56



Resistance Units
Fixed and Adjustable
E57 -E60



Surge Protection Panels
Various
E61 - E65



Terminal Blocks
Various
E66

Clearview®

Air Gap Arresters

Electrical Circuits (Standard Duty)

Overview

Model A44485 Clearview® Air Gap Arrester
shown for reference purposes only!
Actual unit selected may vary in mounting and features.

SIEMENS Clearview® Air Gap Arresters for Electrical Circuits (Standard Duty) have a significant safety factor against shorting because of the open tooth discharge point electrode design.

Operating on 0-50 VDC for use on all low voltage signal circuits and 0-175 VAC for 115 VAC power circuits. Unit has a consistent breakdown voltage of 700 - 1000 volts.

Clearly marked with CLEARVIEW stamped on the mounting leg for identification and protected with a clear lexan cap. Easily mounts to racks, panels and/or bars due to the standard 2 3/8" mounting centers.

© Copyright 2018 **SIEMENS** Industry Inc.

NYK:Z820000140000



Clear Air Gap Arrester Cover
- Meets or exceeds applicable AREMA® specifications
- Weight is approx. 0.2 lbs. (0.09 kgs.) including connectors
- Clear lexan construction

NYK:400044485036X



Air Gap Arrester Basic Assembly w/o Cover w/ Buss Connector
- Meets or exceeds applicable AREMA® specifications
- Weight is approx. 0.5 lbs. (0.23 kgs.) including connectors
- Operates in -40° F to +160° F (-40°C to +70°C) @ up to 95% Non-Condensing Relative Humidity
- NO protective cap
- (1) Clearview® discharge unit
- (1) set mounting legs
- (1) NYK:023839-3 connector buss link
- (2) NYK:023832 AAR clamp nuts

NYK:40004448528AX



Air Gap Arrester Basic Assembly w/ Cover
- Meets or exceeds applicable AREMA® specifications
- Weight is approx. 0.7 lbs. (0.32 kgs.) including connectors
- Operates in -40° F to +160° F (-40°C to +70°C) @ up to 95% Non-Condensing Relative Humidity
- (1) NYK:Z820000140000 clear lexan protective cap
- (1) Clearview® discharge unit
- (1) set mounting legs

NYK:400044485028X



Air Gap Arrester Basic Assembly w/ Cover and Buss Connector
- Meets or exceeds applicable AREMA® specifications
- Weight is approx. 1.0 lbs. (0.45 kgs.) including connectors
- Operates in -40° F to +160° F (-40°C to +70°C) @ up to 95% Non-Condensing Relative Humidity
- (1) NYK:Z820000140000 clear lexan protective cap
- (1) Clearview® discharge unit
- (1) set mounting legs
- (1) NYK:023839-3 connector buss link
- (2) NYK:023832 AAR clamp nuts

Electrical Circuits (Standard Duty)

NYK:40004448528X1



Air Gap Arrester Basic Assembly w/ Cover and Buss Connector

- Meets or exceeds applicable AREMA® specifications
- Weight is approx. 1.0 lbs. (0.45 kgs.) including connectors
- Operates in -40° F to +160° F (-40°C to +70°C) @ up to 95% Non-Condensing Relative Humidity
- (1) NYK:Z820000140000 clear lexan protective cap
- (1) Clearview® discharge unit
- (1) set mounting legs
- (1) NYK:023839-2 connector buss link
- (2) NYK:023832 AAR clamp nuts

NYK:400044485031X

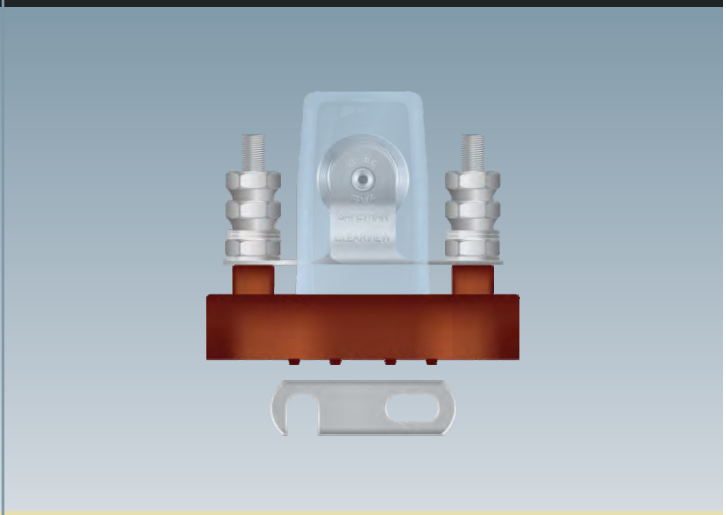

Air Gap Arrester Basic Assembly w/ (2) Post Bakelite Base

- Meets or exceeds applicable AREMA® specifications
- Weight is approx. 2.0 lbs. (0.91 kgs.) including connectors
- Operates in -40° F to +160° F (-40°C to +70°C) @ up to 95% Non-Condensing Relative Humidity
- (1) NYK:Z820000140000 clear lexan protective cap
- (1) Clearview® discharge unit
- (1) set mounting legs
- (1) NYK:023839-3 connector buss link
- (4) NYK:023831 AAR binding nuts
- (6) NYK:023834 AAR beveled washers
- (2) NYK:023832 AAR clamp nuts
- (1) NYK:Z820000300000 molded bakelite base

NYK:400044485032X



Air Gap Arrester Basic Assembly w/ (2) Post Porcelain Base

- Meets or exceeds applicable AREMA® specifications
- Weight is approx. 2.2 lbs. (1.00 kgs.) including connectors
- Operates in -40° F to +160° F (-40°C to +70°C) @ up to 95% Non-Condensing Relative Humidity
- (1) NYK:Z820000140000 clear lexan protective cap
- (1) Clearview® discharge unit
- (1) set mounting legs
- (1) NYK:023839-3 connector buss link
- (4) NYK:023831 AAR binding nuts
- (6) NYK:023834 AAR beveled washers
- (2) NYK:023832 AAR clamp nuts
- (1) NYK:400044485005X porcelain base

NYK:400044485033X



Air Gap Arrester Basic Assembly w/ (3) Post Porcelain Base

- Meets or exceeds applicable AREMA® specifications
- Weight is approx. 2.6 lbs. (1.18 kgs.) including connectors
- Operates in -40° F to +160° F (-40°C to +70°C) @ up to 95% Non-Condensing Relative Humidity
- (1) NYK:Z820000140000 clear lexan protective cap
- (1) Clearview® discharge unit
- (1) set mounting legs
- (1) NYK:023839-3 connector buss link
- (6) NYK:023831 AAR binding nuts
- (6) NYK:023834 AAR beveled washers
- (2) NYK:023832 AAR clamp nuts
- (1) NYK:4000-44485-005X porcelain base

© Copyright 2018 **SIEMENS** Industry Inc.

Clearview®

Air Gap Arresters

Electrical Circuits (Heavy Duty)

Overview



Model A44485 Clearview® Air Gap Arrester
shown for reference purposes only!
Actual unit selected may vary in mounting and features.

SIEMENS Clearview® Air Gap Arresters for Electrical Circuits (Heavy Duty) have a significant safety factor against shorting because of the discharge unit has circular rather than point discharge electrodes.

Operating on 0-50 VDC for use on all low voltage signal circuits and 0-175 VAC for 115 VAC power circuits. Unit has a consistent breakdown voltage of 700 - 1000 volts.

Clearly marked with CLEARVIEW HD stamped on the mounting leg for identification and protected with a clear lexan cap. Easily mounts to racks, panels and/or bars due to the standard 2 3/8" mounting centers.

© Copyright 2018 **SIEMENS** Industry Inc.

NYK:400044585001X

Air Gap Arrester Heavy Duty Assembly w/ Cover
- Meets or exceeds applicable AREMA® specifications
- Weight is approx. 0.7 lbs. (0.32 kgs.) including connectors
- Operates in -40° F to +160° F (-40°C to +70°C) @ up to 95% Non-Condensing Relative Humidity
- (1) NYK:Z820000140000 Clear lexan protective cap
- (1) Clearview® heavy duty discharge unit
- (1) set mounting legs

NYK:400044585003X



Air Gap Arrester Heavy Duty Assembly w/ (2) Post Bakelite Base
- Meets or exceeds applicable AREMA® specifications
- Weight is approx. 2.0 lbs. (0.91 kgs.) including connectors
- Operates in -40° F to +160° F (-40°C to +70°C) @ up to 95% Non-Condensing Relative Humidity
- (1) NYK:Z820000140000 Clear lexan protective cap
- (1) Clearview® heavy duty discharge unit
- (1) set mounting legs
- (1) NYK:023839-3 connector buss link
- (4) NYK:023831 AAR binding nuts
- (6) NYK:023834AAR beveled washers
- (2) NYK:023832 AAR 14-24 clamp nuts
- (1) NYK:Z820000300000 molded bakelite base

NYK:400044585004X



Air Gap Arrester Heavy Duty Assembly w/ Hardware
- Meets or exceeds applicable AREMA® specifications
- Weight is approx. 2.0 lbs. (0.91 kgs.) including connectors
- Operates in -40° F to +160° F (-40°C to +70°C) @ up to 95% Non-Condensing Relative Humidity
- (1) NYK:Z820000140000 clear lexan protective cap
- (1) Clearview® heavy duty discharge unit
- (1) set mounting legs
- (4) NYK:023831 AAR binding nuts
- (4) NYK:023834 AAR beveled washers
- (2) NYK:023832 AAR clamp nuts

NYK:400044585005X



Air Gap Arrester Heavy Duty Assembly w/ Hardware
- Meets or exceeds applicable AREMA® specifications
- Weight is approx. 2.0 lbs. (0.91 kgs.) including connectors
- Operates in -40° F to +160° F (-40°C to +70°C) @ up to 95% Non-Condensing Relative Humidity
- (1) NYK:Z820000140000 clear lexan protective cap
- (1) Clearview® heavy duty discharge unit
- (1) set mounting legs
- (6) NYK:023831 AAR binding nuts
- (6) NYK:023834 AAR beveled washers
- (2) NYK:023832 AAR clamp nuts

Clearcomm®

Air Gap Arresters

Communication Circuits (Standard Duty)

Overview



Model A44485 Clearcomm® Air Gap Arrester
shown for reference purposes only!
Actual unit selected may vary in mounting and features.

SIEMENS Clearcomm® Air Gap Arrester for Communication Circuits have a significant safety factor against shorting because of the open tooth discharge point electrode design. Operating on 0-50 VDC for use on all low voltage signal circuits and 0-175 VAC for 115 VAC power circuits. Unit has a consistent breakdown voltage of 700 - 1000 volts.

Clearly marked with CLEARCOMM stamped on the mounting leg for identification and protected with a clear lexan cap. Easily mounts to racks, panels and/or bars due to the standard 2 3/8" mounting centers.

© Copyright 2018 **SIEMENS** Industry Inc.

NYK:400044485054X

Air Gap Arrester Basic Assembly w/o Cover (Communications)
- Meets or exceeds applicable AREMA® specifications
- Weight is approx. 0.5 lbs. (0.23 kgs.) including connectors
- Operates in -40° F to +160° F (-40°C to +70°C) @ up to 95% Non-Condensing Relative Humidity
- NO protective cap
- (1) Clearcomm® discharge unit
- (1) set mounting legs
- (1) NYK:023839-3 connector buss link
- (2) NYK:023832 AAR clamp nuts

NYK:400044485050X

Air Gap Arrester Basic Assembly w/ Cover and Buss Connector (Communications)
- Meets or exceeds applicable AREMA® specifications
- Weight is approx. 0.5 lbs. (0.23 kgs.) including connectors
- Operates in -40° F to +160° F (-40°C to +70°C) @ up to 95% Non-Condensing Relative Humidity
- (1) NYK:Z820000140000 clear lexan protective cap
- (1) Clearcomm® discharge unit
- (1) set mounting legs
- (1) NYK:023839-3 connector buss link
- (2) NYK:023832 AAR clamp nuts

NYK:40004448550X1



Air Gap Arrester Basic Assembly w/ Cover and Buss Connector (Communications)
- Meets or exceeds applicable AREMA® specifications
- Weight is approx. 1.0 lbs. (0.45 kgs.) including connectors
- Operates in -40° F to +160° F (-40°C to +70°C) @ up to 95% Non-Condensing Relative Humidity
- (1) NYK:Z820000140000 clear lexan protective cap
- (1) Clearcomm® discharge unit
- (1) set mounting legs
- (1) NYK:023839-2 connector buss link
- (2) NYK:023832 AAR 14-24 clamp nuts

NYK:400044485051X



Air Gap Arrester Basic Assembly w/ (2) Post Bakelite Base (Communications)
- Meets or exceeds applicable AREMA® specifications
- Weight is approx. 2.0 lbs. (0.91 kgs.) including connectors
- Operates in -40° F to +160° F (-40°C to +70°C) @ up to 95% Non-Condensing Relative Humidity
- (1) NYK:Z820000140000 clear lexan protective cap
- (1) Clearcomm® discharge unit
- (1) set mounting legs
- (4) NYK:023831 AAR binding nuts
- (6) NYK:023834 AAR beveled washers
- (2) NYK:023832 AAR clamp nuts
- (1) NYK:Z820000300000 molded bakelite base

Communication Circuits (Standard Duty)

NYK:400044485052X



Air Gap Arrester Basic Assembly w/ (2) Post Porcelain Base (Communications)

- Meets or exceeds applicable AREMA® specifications
- Weight is approx. 2.2 lbs. (1.00 kgs.) including connectors
- Operates in -40° F to +160° F (-40°C to +70°C) @ up to 95% Non-Condensing Relative Humidity
- (1) NYK:Z820000140000 clear lexan protective cap
- (1) Clearcomm® discharge unit
- (1) set mounting legs
- (4) NYK:023831 AAR binding nuts
- (6) NYK:023834 AAR beveled washers
- (2) NYK:023832 AAR clamp nuts
- (1) NYK:40004421708X1 porcelain base

NYK:400044485053X

Air Gap Arrester Basic Assembly w/ (3) Post Porcelain Base (Communications)

- Meets or exceeds applicable AREMA® specifications
- Weight is approx. 2.6 lbs. (1.18 kgs.) including connectors
- Operates in -40° F to +160° F (-40°C to +70°C) @ up to 95% Non-Condensing Relative Humidity
- (1) NYK:Z820000140000 clear lexan protective cap
- (1) Clearcomm® discharge unit
- (1) set mounting legs
- (1) NYK:023839-3 connector buss link
- (6) NYK:023831 AAR binding nuts
- (6) NYK:023834 AAR beveled washers
- (2) NYK:023832 AAR clamp nuts
- (1) NYK:400044485005X porcelain base

© Copyright 2018 **SIEMENS** Industry Inc.

Clearview®

Air Gap Equalizers

Electrical Circuits (Standard Duty)

Overview

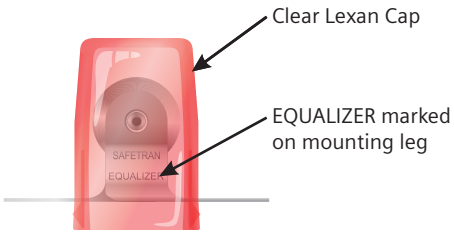

Model A44700 Clearview® Air Gap Equalizer shown for reference purposes only! Actual unit selected may vary in mounting and features.

SIEMENS Clearview® Air Gap Equalizer is a closed circuit shunt type protector for use on up to 24 VDC circuits with a minimum resistance of 1000 Ω.

Clearly marked with EQUALIZER stamped on the mounting leg for identification and protected with a red lexan cap. Easily mounts to racks, panels and/or bars due to the standard 2 3/8" mounting centers.

Sealed equalizer designs are also available for when equipment has the potential to be exposed to moisture.

© Copyright 2018 **SIEMENS** Industry Inc.

NYK: Z820000280000

Clear Air Gap Equalizer Cover
- Meets or exceeds applicable AREMA® specifications
- Weight is approx. 0.2 lbs. (0.09 kgs.) including connectors
- Red lexan construction

NYK:400044700007X



Air Gap Equalizer Basic Assembly w/o Cover w/ Hardware
- Meets or exceeds applicable AREMA® specifications
- Weight is approx. 0.5 lbs. (0.23 kgs.) including connectors
- Operates in -40° F to +160° F (-40°C to +70°C) @ up to 95% Non-Condensing Relative Humidity
- NO protective cap
- (1) Equalizer discharge unit
- (1) set mounting legs
- (1) NYK:023839-3 connector buss link
- (2) NYK:023832 AAR clamp nuts

NYK:40004470001AX



Air Gap Equalizer Basic Assembly w/ Cover
- Meets or exceeds applicable AREMA® specifications
- Weight is approx. 0.7 lbs. (0.32 kgs.) including connectors
- Operates in -40° F to +160° F (-40°C to +70°C) @ up to 95% Non-Condensing Relative Humidity
- (1) NYK:Z820000280000 red lexan protective cap
- (1) Equalizer discharge unit
- (1) set mounting legs

NYK:400044700001X



Air Gap Equalizer Basic Assembly w/ Cover and Hardware
- Meets or exceeds applicable AREMA® specifications
- Weight is approx. 1.0 lbs. (0.45 kgs.) including connectors
- Operates in -40° F to +160° F (-40°C to +70°C) @ up to 95% Non-Condensing Relative Humidity
- (1) NYK:Z820000280000 red lexan protective cap
- (1) Equalizer discharge unit
- (1) set mounting legs
- (2) NYK:023832 AAR clamp nuts
- (1) NYK:023839-3 connector buss link

Electrical Circuits (Standard Duty)

NYK:40004470001X1



Air Gap Equalizer Basic Assembly w/ Cover and Hardware
- Meets or exceeds applicable AREMA® specifications
- Weight is approx. 1.0 lbs. (0.45 kgs.) including connectors
- Operates in -40° F to +160° F (-40°C to +70°C) @ up to 95% Non-Condensing Relative Humidity
- (1) NYK:Z820000280000 red lexan protective cap
- (1) Equalizer discharge unit
- (1) set mounting legs
- (1) NYK:023839-2 connector buss link
- (2) NYK:023832 AAR clamp nuts

NYK:400044700005X



Air Gap Equalizer Basic Assembly w/ (2) Post Bakelite Base
- Meets or exceeds applicable AREMA® specifications
- Weight is approx. 2.0 lbs. (0.91 kgs.) including connectors
- Operates in -40° F to +160° F (-40°C to +70°C) @ up to 95% Non-Condensing Relative Humidity
- (1) NYK:Z820000280000 red lexan protective cap
- (1) Equalizer discharge unit
- (1) set mounting legs
- (4) NYK:023831 AAR binding nuts
- (6) NYK:023834 AAR beveled washers
- (2) NYK:023832 AAR clamp nuts
- (1) NYK:Z820000300000 molded bakelite base

NYK:400044700002X

Air Gap Equalizer Basic Assembly w/ (2) Post Porcelain Base
- Meets or exceeds applicable AREMA® specifications
- Weight is approx. 2.2 lbs. (1.00 kgs.) including connectors
- Operates in -40° F to +160° F (-40°C to +70°C) @ up to 95% Non-Condensing Relative Humidity
- (1) NYK:Z820000280000 red lexan protective cap
- (1) Equalizer discharge unit
- (1) set mounting legs
- (4) NYK:023831 AAR binding nuts
- (6) NYK:023834 AAR beveled washers
- (2) NYK:023832 AAR clamp nuts
- (1) NYK:40004421708X1 porcelain base

NYK:400044700030X

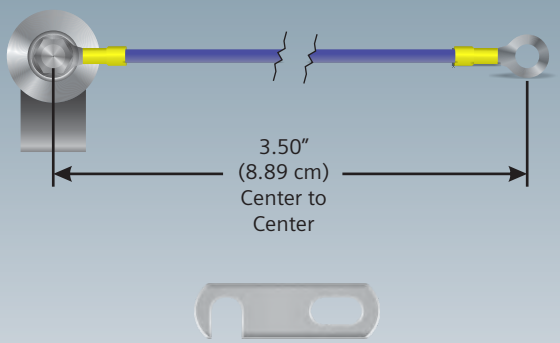

Rope Equalizer 3 1/2"
- Meets or exceeds applicable AREMA® specifications
- Weight is approx. 0.7 lbs. (0.32 kgs.) including connectors
- Operates in -40° F to +160° F (-40°C to +70°C) @ up to 95% Non-Condensing Relative Humidity
- NO protective cap
- (1) Equalizer discharge unit
- (1) mounting clip
- (1) 10 AWG blue wire
- (2) NYK:024628-17F terminal rings

© Copyright 2018 **SIEMENS** Industry Inc.

NYK:400044700033X

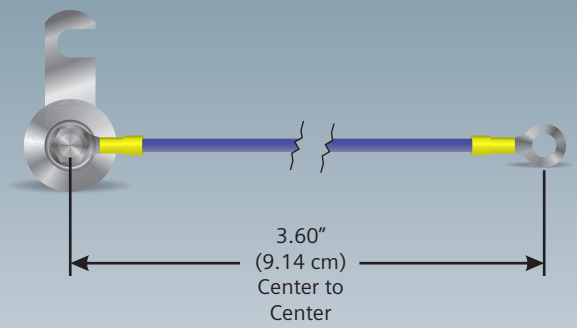

Rope Equalizer 3 5/8”
- Meets or exceeds applicable AREMA® specifications
- Weight is approx. 0.7 lbs. (0.32 kgs.) including connectors
- Operates in -40° F to +160° F (-40°C to +70°C) @ up to 95% Non-Condensing Relative Humidity
- NO protective cap
- (1) Equalizer discharge unit
- (1) 023839-3 connector buss link
- (1) 10 AWG blue wire
- (2) 024628-17F terminal rings

NYK:400044700032X

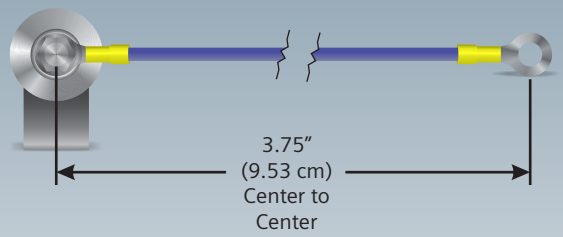

Rope Equalizer 3 3/4”
- Meets or exceeds applicable AREMA® specifications
- Weight is approx. 0.7 lbs. (0.32 kgs.) including connectors
- Operates in -40° F to +160° F (-40°C to +70°C) @ up to 95% Non-Condensing Relative Humidity
- NO protective cap
- (1) Equalizer discharge unit
- (1) mounting clip
- (1) 10 AWG blue wire
- (2) 024628-17F terminal rings

NYK:400044700031X

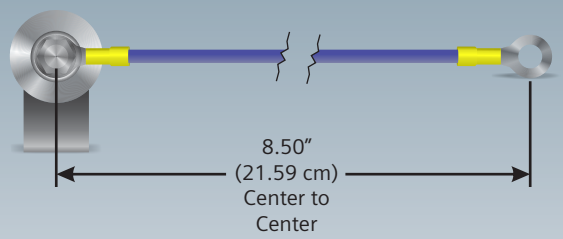

Rope Equalizer 8 1/2”
- Meets or exceeds applicable AREMA® specifications
- Weight is approx. 0.7 lbs. (0.32 kgs.) including connectors
- Operates in -40° F to +160° F (-40°C to +70°C) @ up to 95% Non-Condensing Relative Humidity
- NO protective cap
- (1) Equalizer discharge unit
- (1) mounting clip
- (1) 10 AWG blue wire
- (2) 024628-17F terminal rings

NYK:400044700021X

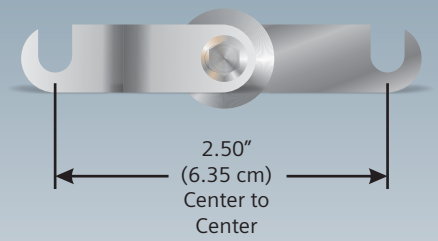

Blade Equalizer 2 1/2”
- Meets or exceeds applicable AREMA® specifications
- Weight is approx. 0.7 lbs. (0.32 kgs.) including connectors
- Operates in -40° F to +160° F (-40°C to +70°C) @ up to 95% Non-Condensing Relative Humidity
- 2000 Ω resistance minimum
- NO protective cap
- (2) Equalizer discharge units
- (1) pair SA mounting legs

Electrical Circuits (Standard Duty)

NYK:400044700046X

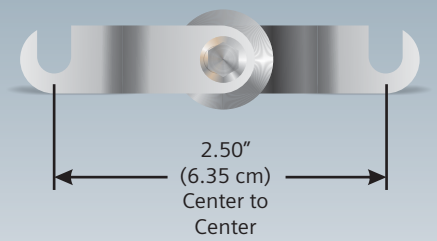

Blade Equalizer 2 1/2”

- Meets or exceeds applicable AREMA® specifications
- Weight is approx. 0.7 lbs. (0.32 kgs.) including connectors
- Operates in -40° F to +160° F (-40°C to +70°C) @ up to 95% Non-Condensing Relative Humidity
- 2000 Ω resistance minimum
- NO protective cap
- (2) Equalizer discharge units
- (1) pair SE mounting legs

NYK:400044700047X



Blade Equalizer 2 1/2” w/ Cover

- Meets or exceeds applicable AREMA® specifications
- Weight is approx. 0.7 lbs. (0.32 kgs.) including connectors
- Operates in -40° F to +160° F (-40°C to +70°C) @ up to 95% Non-Condensing Relative Humidity
- 2000 Ω resistance minimum
- Z820-00054-0000 clear lexan protective cap
- (2) Equalizer discharge units
- (1) pair SE mounting legs

© Copyright 2018 **SIEMENS** Industry Inc.

Applicable for all Air Gap Arresters and Air Gap Equalizers without a base

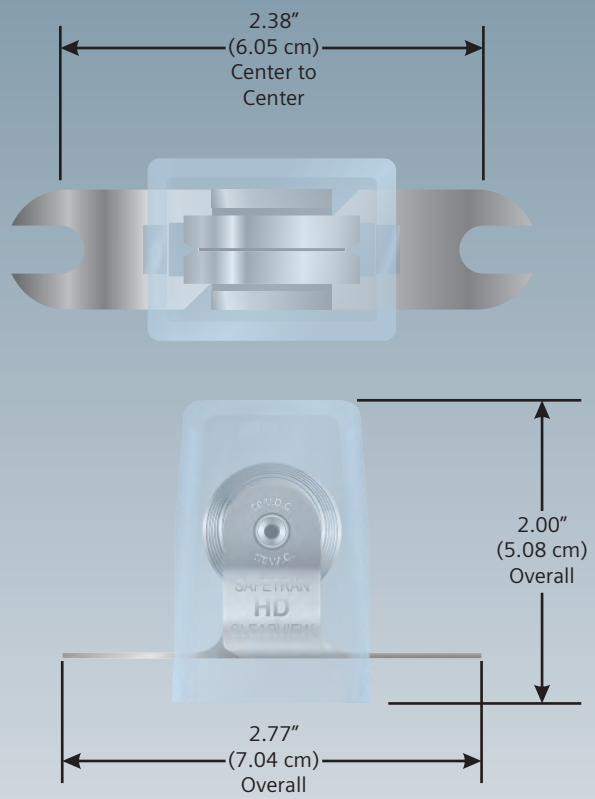

Applicable for all Air Gap Arresters and Air Gap Equalizers with 2 post base

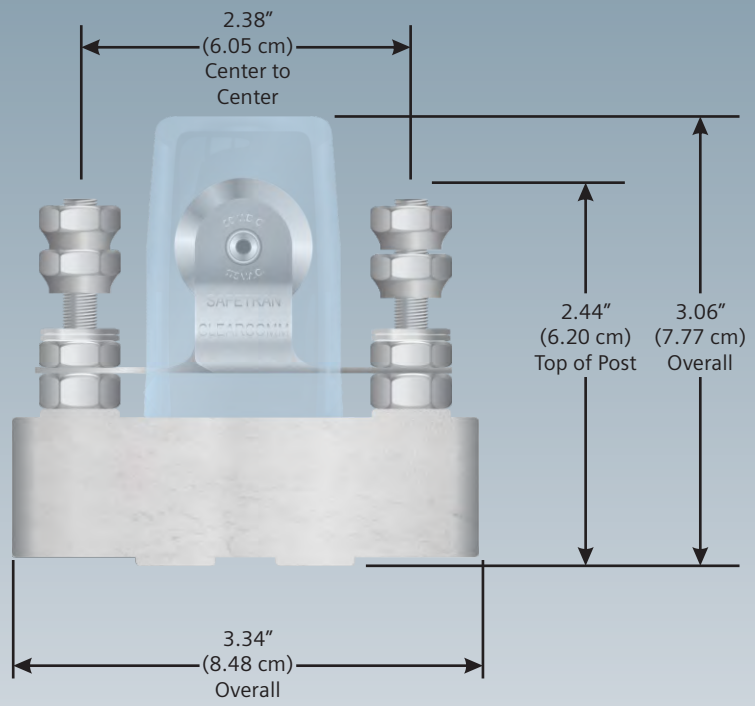

Dimensions

Applicable for all Air Gap Arresters with 3 post base

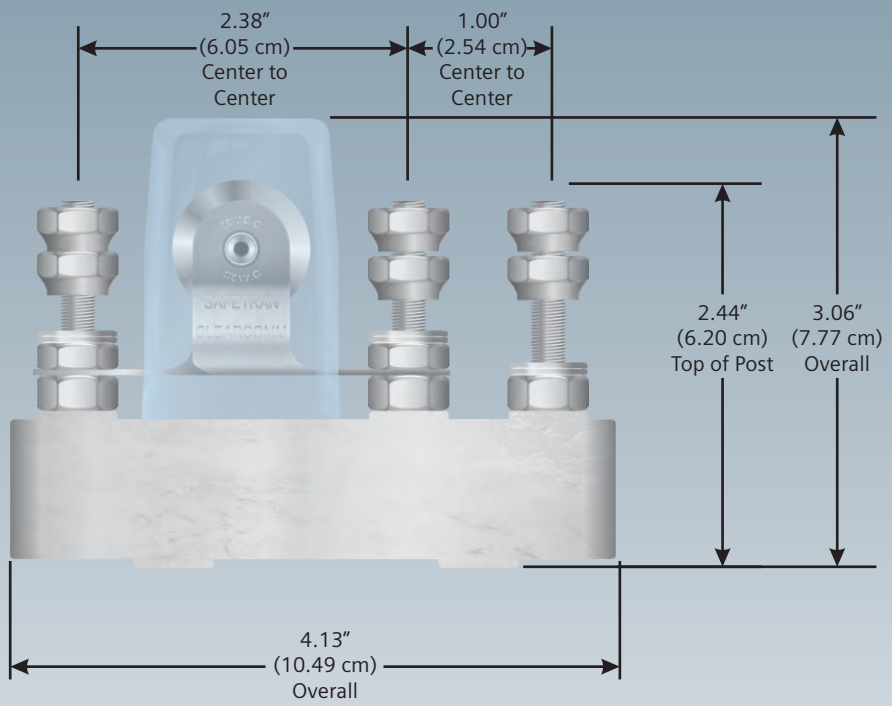

© Copyright 2018 **SIEMENS** Industry Inc.

701-1
Series

AC Power Line Protectors

Overview



Model A29245 701-1 Series AC Power Line Protector shown for reference purposes only! Actual unit selected may vary in mounting and features.

SIEMENS AC Power Line Protector, model 701-1 is a shunt type heavy duty arrester for AC power lines. Applied across the incoming AC power leads, this unit is designed to shunt the surge and recover to normal under full AC power. No fuses or disconnects are required to protect this arrester. For supply transformers up to 1 KVA at 115 VAC, the transformer provides adequate series reactance to limit follow-through current. For capacities greater than 1 KVA at 115 VAC, two 701-1 protectors must be used in series to limit current so that the protectors can recover after a surge.

This unit has a 1000 V breakdown between its terminals. **SIEMENS** AC Power Line Protector, model 701-1, can be furnished either as a single unit for mounting on 3-1/8 inch centers, or mounted on bakelite base. The Model 701-1 protector is the same protector as used on the AC Line Surge Protection Networks; therefore, this unit may be used as a direct replacement part for those networks. For 230 VAC systems, two 701-1 protectors must be used in series.

© Copyright 2018 **SIEMENS** Industry Inc.

NYK:4000447010000

Discharge Unit
- Weight is approx. 0.6 lbs. (0.27 kgs.)
- 115 VAC protection

NYK:400044701001X

Discharge Unit w/ Cover
- Weight is approx. 1.3 lbs. (0.27 kgs.)
- 115 VAC protection
- (1) NYK:4000447010000 discharge unit
- (1) NYK:022701-4 plastic cap

NYK:400044701002X



Discharge Unit w/ Cover and (2) Post Bakelite Base
- Weight is approx. 3.6 lbs. (1.63 kgs.)
- 115 VAC protection
- (1) NYK:4000447010000 discharge units
- (1) NYK:022701-4 plastic cap
- (1) NYK:Z820000310000 bakelite terminal block base

NYK:400044701029X

Discharge Unit w/ Cover
- Weight is approx. 1.3 lbs. (0.27 kgs.)
- 115 VAC protection
- (1) NYK:4000447010000 discharge unit
- (1) NYK:022701-4 plastic cap

Dimensions

Applicable for all 701-1 Series AC Power Line Protectors without a base

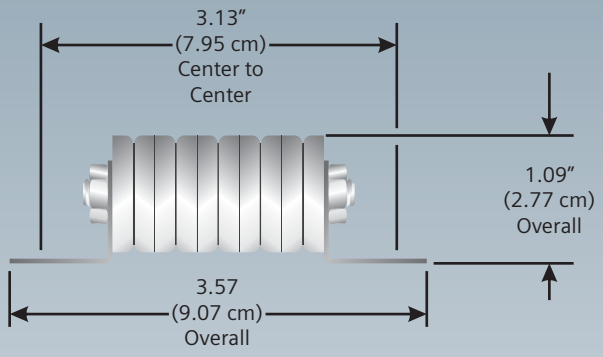

Applicable for all 701-1 Series AC Power Line Protectors with a 2 post base

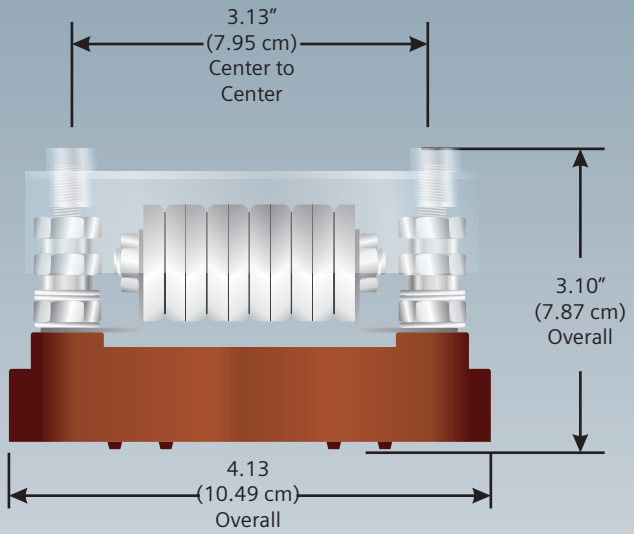

© Copyright 2018 **SIEMENS** Industry Inc.

SSP-11
Series

Solid State Surge Protectors

Overview

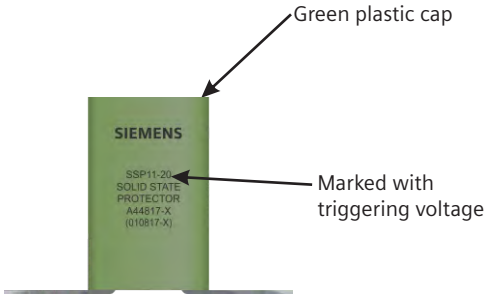

Model A44817 Series
shown for reference purposes only!
Actual unit selected may vary in mounting and features.

SIEMENS SSP Series is a closed circuit shunt type protector designed to trigger at the marked specified voltage to provide the desired protection for solid state equipment.

Maximum steady state voltage (DC) will “clamp” on higher voltages after triggering.

© Copyright 2018 **SIEMENS** Industry Inc.

SIEMENS Part Number	Trigger Voltage	DIAC(s)	TRIAC(s)	RECTIFIER(s) / DIODE(s)	Included bakelight base and associated hardware	Weight
NYK:400044817000X	20 V	(1) HS-20	(1) PT230	(4) MR754	-	0.6 lbs (0.27 kgs)
NYK:400044817001X	30 V	(1) 1N5761A	(1) PT230	(4) MR754	-	0.6 lbs (0.27 kgs)
NYK:400044817002X	40 V	(1) HS-20	(1) PT230	(2) IN4746A	-	0.6 lbs (0.27 kgs)
NYK:400044817003X	50 V	(1) 1N5761A	(1) PT230	(2) IN4746A	-	0.6 lbs (0.27 kgs)
NYK:400044817004X	100 V	(1) 1N5761A	(1) PT230	(4) MR754 (2) IN4760A	-	0.6 lbs (0.27 kgs)
NYK:400044817005X	200 V	(1) HS-20	(1) PT230	(4) MR754 (2) IN5593B	-	0.6 lbs (0.27 kgs)
NYK:400044817006X	300 V	(1) HS-20	(1) PT630	(4) MR754 (2) IN5593B	-	0.6 lbs (0.27 kgs)
NYK:400044817007X	400 V	(1) HS-20	(1) PT630	(4) MR754 (2) IN5593B	-	0.6 lbs (0.27 kgs)
NYK:400044818000X	20 V	(1) HS-20	(1) PT230	(4) MR754	X	1.8 lbs (0.82 kgs)
NYK:400044818001X	30 V	(1) 1N5761A	(1) PT230	(4) MR754	X	1.8 lbs (0.82 kgs)
NYK:400044818002X	40 V	(1) HS-20	(1) PT230	(2) IN4746A	X	1.8 lbs (0.82 kgs)
NYK:400044818003X	50 V	(1) 1N5761A	(1) PT230	(2) IN4746A	X	1.8 lbs (0.82 kgs)
NYK:400044818004X	100 V	(1) 1N5761A	(1) PT230	(4) MR754 (2) IN4760A	X	1.8 lbs (0.82 kgs)
NYK:400044818005X	200 V	(1) HS-20	(1) PT230	(4) MR754 (2) IN5593B	X	1.8 lbs (0.82 kgs)
NYK:400044818006X	300 V	(1) HS-20	(1) PT630	(4) MR754 (2) IN5593B	X	1.8 lbs (0.82 kgs)
NYK:400044818007X	400 V	(1) HS-20	(1) PT630	(4) MR754 (2) IN5593B	X	1.8 lbs (0.82 kgs)

Dimensions

Applicable for all SSP-11 Series Solid State Surge Protectors without a base

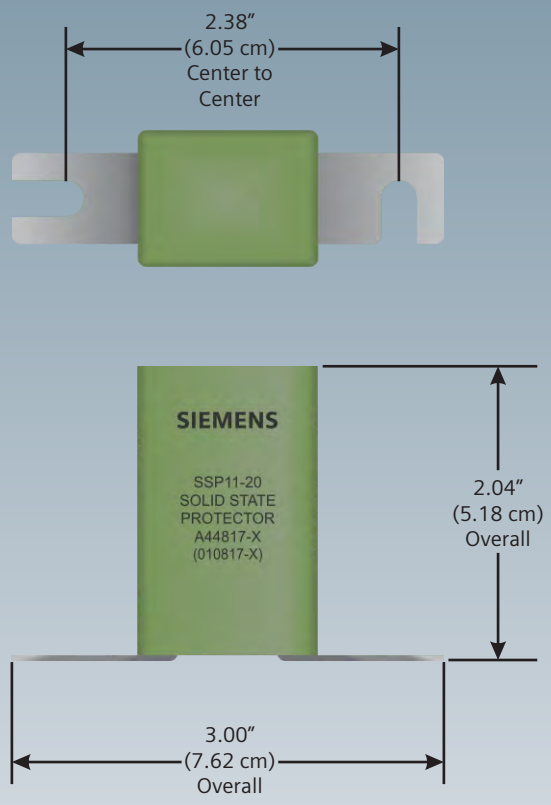

Applicable for all SSP-11 Series Solid State Surge Protectors with a 2 post base

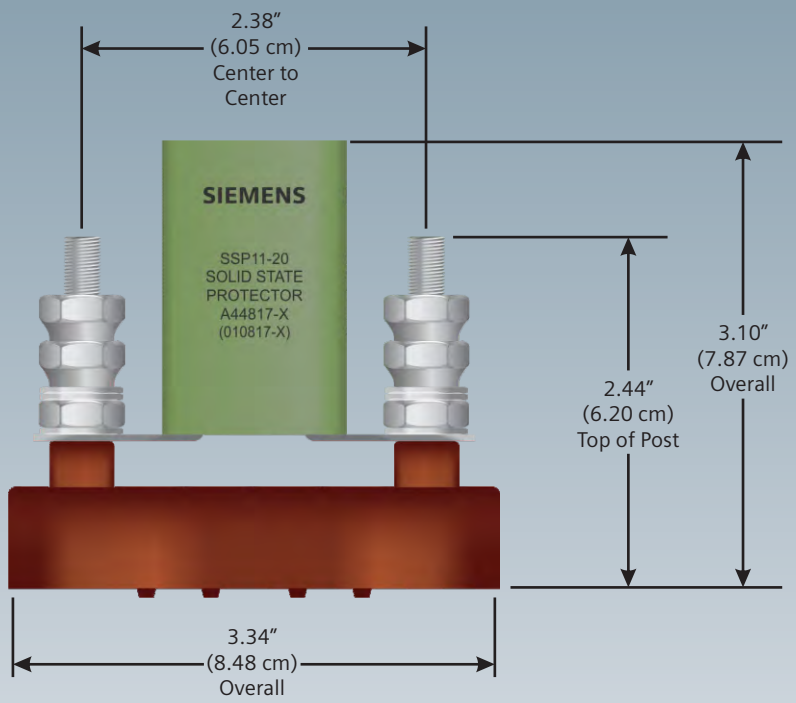

© Copyright 2018 **SIEMENS** Industry Inc.

SP-17
Series

Solid State Battery Line Surge Protectors

Overview

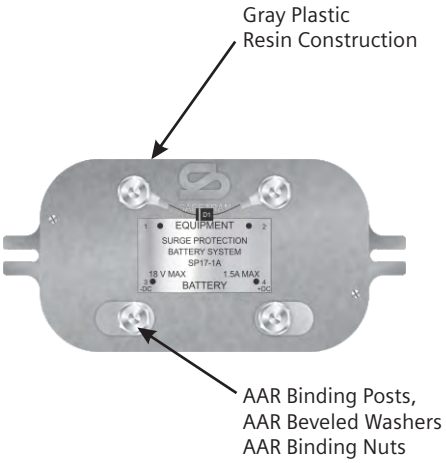

Model A44804 Solid State Battery Line Surge Protector shown for reference purposes only! Actual unit selected may vary in mounting and features.

SIEMENS SP-17 Solid State Battery Line Surge Protector Series is designed to provide solid state equipment protection for devices using DC power and to provide protection against AC power line surges. Enclosed in gray plastic resin housing with cover and comes equipped with AAR binding posts, beveled washers and binding nuts for quick and simple installation.

Designed with either a 18 VDC or 32 VDC TranZorb™ diode. Battery wires must be at least 12 gauge or larger or a fuse must be used in conjunction to prevent possible damage. Some models also are equipped with an equalizer for maximum equipment protection of 18V and 1.5A maximum.

All product and company names are trademarks™ or registered® trademarks of their respective holders. Use of them does not imply any affiliation with or endorsement by respective holders.

© Copyright 2018 **SIEMENS** Industry Inc.

NYK:40004480400AX

SP17-1A Battery System Model
- Weight is approx. 1.6 lbs. (0.73 kgs.)
- 18 VDC maximum
- 1.5 Amp current maximum
- 1.1 Ω resistance per line
- 550 µH per line
- (1) 18 volt TranZorb™ 5KE20 diode

NYK:40004480400BX



SP17-1B Battery System Model
- Weight is approx. 1.6 lbs. (0.73 kgs.)
- 32 VDC maximum
- 1.5 Amp current maximum
- 1.1 Ω resistance per line
- 550 µH per line
- (1) 32 volt TranZorb™ 1.5KE36A diode

NYK:40004480405AX



SP17-2A Battery System Model
- Weight is approx. 2.6 lbs. (1.18 kgs.)
- 18 VDC maximum
- 1.5 Amp current maximum
- 1.1 Ω resistance per line
- 550 µH per line
- (1) 18 volt TranZorb™ 5KE20 diode
- (1) NYK:400044700001X equalizer

NYK:40004480405BX



SP17-2B Battery System Model
- Weight is approx. 2.6 lbs. (1.18 kgs.)
- 32 Amp VDC maximum
- 1.5 Amp current maximum
- 1.1 Ω resistance per line
- 550 µH per line
- (1) 32 volt TranZorb™ 1.5KE36A diode
- (1) NYK:400044700001X equalizer

SP-18
Series

Solid State Battery Line Surge Protectors

Overview

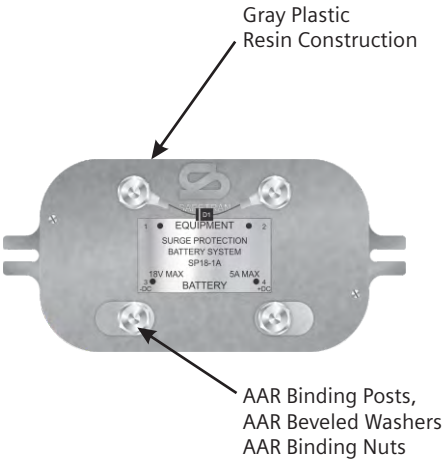

Model A44805 Solid State Battery Line Surge Protector shown for reference purposes only! Actual unit selected may vary in mounting and features.

SIEMENS SP-18 Solid State Battery Line Surge Protector Series is designed to provide solid state equipment protection for devices using DC power and to provide protection against AC power line surges. Enclosed in gray plastic resin housing with cover and comes equipped with AAR binding posts, beveled washers and binding nuts for quick and simple installation.

Designed with either a 18 VDC or 32 VDC TranZorb™ diode. Battery wires must be at least 12 gauge or larger or a fuse must be used in conjunction to prevent possible damage. Some models also are equipped with an equalizer for maximum equipment protection of 18V and 1.5A maximum.

All product and company names are trademarks™ or registered® trademarks of their respective holders. Use of them does not imply any affiliation with or endorsement by respective holders.

© Copyright 2018 **SIEMENS** Industry Inc.

NYK:40004480500AX

SP18-1A Battery System Model
- Weight is approx. 1.6 lbs. (0.73 kgs.)
- 18 VDC maximum
- 5 Amp current maximum
- 0.35 Ω resistance per line
- 185 µH per line
- (1) 18 volt TranZorb™ 5KE20 Diode

NYK:40004480500BX



SP18-1B Battery System Model
- Weight is approx. 1.6 lbs. (0.73 kgs.)
- 32 VDC maximum
- 5 Amp current maximum
- 0.35 Ω resistance per line
- 185 µH per line
- (1) 32 volt TranZorb™ 1.5KE36A Diode

NYK:40004480504AX



SP18-2A Battery System Model
- Weight is approx. 2.6 lbs. (1.18 kgs.)
- 18 VDC maximum
- 5 Amp current maximum
- 0.35 Ω resistance per line
- 185 µH per line
- (1) 18 volt TranZorb™ 5KE20 Diode
- (1) NYK:400044700001X equalizer

NYK:40004480504BX



SP18-2B Battery System Model
- Weight is approx. 2.6 lbs. (1.18 kgs.)
- 32 VDC maximum
- 5 Amp current maximum
- 0.35 Ω resistance per line
- 185 µH per line
- (1) 32 volt TranZorb™ 1.5KE36A Diode
- (1) NYK:400044700001X equalizer

SP-19
Series

Solid State Battery Line Surge Protectors

Overview

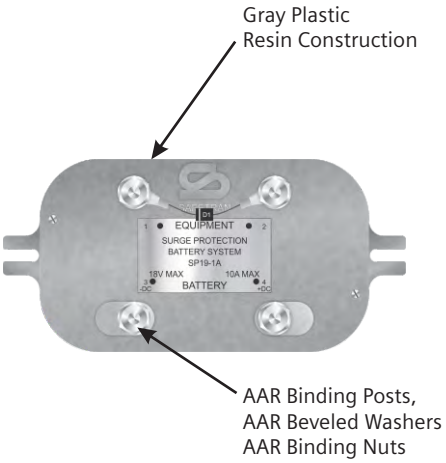

Model A44806 Solid State Battery Line Surge Protector shown for reference purposes only! Actual unit selected may vary in mounting and features.

SIEMENS SP-19 Solid State Battery Line Surge Protector Series is designed to provide solid state equipment protection for devices using DC power and to provide protection against AC power line surges. Enclosed in gray plastic resin housing with cover and comes equipped with AAR binding posts, beveled washers and binding nuts for quick and simple installation.

Designed with either a 18 VDC or 32 VDC TranZorb™ diode. Battery wires must be at least 12 gauge or larger or a fuse must be used in conjunction to prevent possible damage. Some models also are equipped with an equalizer for maximum equipment protection of 18V and 1.5A maximum.

All product and company names are trademarks™ or registered® trademarks of their respective holders. Use of them does not imply any affiliation with or endorsement by respective holders.

© Copyright 2018 **SIEMENS** Industry Inc.

NYK:40004480600AX

SP19-1A Battery System Model
- Weight is approx. 1.6 lbs. (0.73 kgs.)
- 18 VDC maximum
- 10 Amp current maximum
- 0.02 Ω resistance per line
- 18 µH per line
- (1) 18 volt TranZorb™ 5KE20 Diode

NYK:40004480600BX



SP19-1B Battery System Model
- Weight is approx. 1.6 lbs. (0.73 kgs.)
- 32 VDC maximum
- 10 Amp current maximum
- 0.02 Ω resistance per line
- 18 µH per line
- (1) 32 volt TranZorb™ 1.5KE36A Diode

NYK:40004480603AX



SP19-2A Battery System Model
- Weight is approx. 2.6 lbs. (1.18 kgs.)
- 18 VDC maximum
- 10 Amp current maximum
- 0.02 Ω resistance per line
- 18 µH per line
- (1) 18 volt TranZorb™ 5KE20 Diode
- (1) NYK:400044700001X equalizer

NYK:40004480603BX



SP19-2B Battery System Model
- Weight is approx. 2.6 lbs. (1.18 kgs.)
- 32 VDC maximum
- 10 Amp current maximum
- 0.02 Ω resistance per line
- 18 µH per line
- (1) 32 volt TranZorb™ 1.5KE36A Diode
- (1) NYK:400044700001X equalizer

SP-20
Series

Solid State AC Power Surge Protectors

Overview



Model A44807 AC Power Surge Protector shown for reference purposes only! Actual unit selected may vary in mounting and features.

SIEMENS SP-20 Solid State AC Power Surge Protector Series is designed to provide solid state equipment protection for devices using DC power and to provide protection against AC power line surges. Enclosed in gray plastic resin housing with cover and comes equipped with AAR binding posts, beveled washers and binding nuts for quick and simple installation.

Designed with either a 18 VDC or 32 VDC TranZorb™ diode. Battery wires must be at least 12 gauge or larger or a fuse must be used in conjunction to prevent possible damage. Some models also are equipped with an equalizer for maximum equipment protection of 18V and 1.5A maximum.

All product and company names are trademarks™ or registered® trademarks of their respective holders. Use of them does not imply any affiliation with or endorsement by respective holders.

© Copyright 2018 **SIEMENS** Industry Inc.

NYK:40004480700AX

SP20-2 AC Line Model
- Weight is approx. 1.6 lbs. (0.73 kgs.)
- 115 VAC maximum
- 20 Amp current maximum
- 0.01 Ω resistance per line
- 18 µH per line

NYK:40004480700BX

SP20-3 AC Line Model
- Weight is approx. 1.6 lbs. (0.73 kgs.)
- 230 VAC maximum
- 20 Amp current maximum
- 0.01 Ω resistance per line
- 18 µH per line

NYK:40004480706AX

SP20-2A AC Line Model
- Weight is approx. 2.9 lbs. (1.32 kgs.)
- 115 VAC maximum
- 20 Amp current maximum
- 0.01 Ω resistance per line
- 18 µH per line
- (1) NYK:400044701001X AC power line protector

NYK:40004480707AX



SP20-3A AC Line Model
- Weight is approx. 3.8 lbs. (1.72 kgs.)
- 230 VAC maximum
- 20 Amp current maximum
- 0.01 Ω resistance per line
- 18 µH per line
- (2) NYK:400044701002X AC power line protectors

NYK:400044807023X

SP20-4 AC Line Model
- Weight is approx. 2.4 lbs. (1.09 kgs.)
- 115 VAC maximum
- 20 Amp current maximum
- 0.02 Ω resistance per line
- 36 µH per line
- (2) Insulated caps

NYK:400044807023AX

SP20-4A AC Line Model
- Weight is approx. 3.6 lbs. (1.63 kgs.)
- 115 VAC maximum
- 20 Amp current maximum
- 0.02 Ω resistance per line
- 36 µH per line
- (1) NYK:400044701002X AC power line protector
- (2) Insulated caps

© Copyright 2018 **SIEMENS** Industry Inc.

SP-21
Series

Solid State Code Line Surge Protectors

Overview



Model A44808 AC Power Surge Protector shown for reference purposes only! Actual unit selected may vary in mounting and features.

SIEMENS SP-21 Solid State Code Line Surge Protector Series is designed to provide solid state equipment protection for communication devices. Enclosed in gray plastic resin housing with cover and comes equipped with AAR binding posts, beveled washers and binding nuts for quick and simple installation.

Connection wires must be at least 12 gauge or larger to prevent possible damage. Some models also are equipped with either a Clearview® Air Gap Arresters for Electrical Circuits or Clearview® Air Gap Arresters for Communication Circuits as well as a SSP-11 Solid State Surge Protectors.

© Copyright 2018 **SIEMENS** Industry Inc.

NYK:400044808000X

SP21-1 Code Line Model
- Weight is approx. 1.6 lbs. (0.73 kgs.)
- 400 VDC maximum
- 20 Amp current maximum
- 0.01 Ω resistance per line
- 18 µH per line

NYK:400044808005X



SP21-2 Code Line Model
- Weight is approx. 1.6 lbs. (0.73 kgs.)
- 400 VDC maximum
- 20 Amp current maximum
- 0.01 Ω resistance per line
- 18 µH per line
- (1) NYK:400044817001X 30V solid state protector

NYK:400044808006X



SP21-3 Code Line Model
- Weight is approx. 3.8 lbs. (1.72 kgs.)
- 400 VDC maximum
- 20 Amp current maximum
- 0.01 Ω resistance per line
- 18 µH per line
- (1) NYK:400044817001X 30V solid state protector
- (1) NYK:40004448528AX arrester

NYK:400044808010X



SP21-5 Code Line Model
- Weight is approx. 3.8 lbs. (1.72 kgs.)
- 400 VDC maximum
- 20 Amp current maximum
- 0.01 Ω resistance per line
- 18 µH per line
- (1) NYK:400044817002X 40V solid state protector
- (1) NYK:40004448528AX arester

SP-24
Series

Solid State Battery Line Surge Protectors

Overview

Model A44811 Solid State Battery Line Surge Protector shown for reference purposes only! Actual unit selected may vary in mounting and features.

SIEMENS SP-24 Solid State Battery Line Surge Protector Series is designed to provide solid state equipment protection for devices using DC power and to provide protection against AC power line surges. Enclosed in cream white steel housing with cover and comes equipped with AAR binding posts, beveled washers and binding nuts for quick and simple installation.

Designed with either a 18 VDC or 32 VDC TranZorb™ diode. Battery wires must be at least 12 gauge or larger or a fuse must be used in conjunction to prevent possible damage. Some models also are equipped with an equalizer for maximum equipment protection of 18V and 25A maximum.

All product and company names are trademarks™ or registered® trademarks of their respective holders. Use of them does not imply any affiliation with or endorsement by respective holders.

© Copyright 2018 **SIEMENS** Industry Inc.

NYK:40004481104AX

SP24-1A Battery System Model
- Weight is approx. 2.4 lbs. (1.09 kgs.)
- 18 VDC maximum
- 25 Amp current maximum
- 0.006 Ω resistance per line
- 8 µH per line
- (1) 18 volt TranZorb™ 5KE20 Diode

NYK:40004481104BX

SP24-1B Battery System Model
- Weight is approx. 2.4 lbs. (1.09 kgs.)
- 32 VDC maximum
- 25 Amp current maximum
- 0.006 Ω resistance per line
- 8 µH per line
- (1) 32 volt TranZorb™ 1.5KE36A Diode

NYK:40004481105AX

SP24-2A Battery System Model
- Weight is approx. 3.8 lbs. (1.72 kgs.)
- 18 VDC maximum
- 25 Amp current maximum
- 0.006 Ω resistance per line
- 8 µH per line
- (1) 18 volt TranZorb™ 5KE20 Diode
- (1) NYK:400044700001X equalizer

NYK:40004481105BX

SP24-2B Battery System Model
- Weight is approx. 3.8 lbs. (1.72 kgs.)
- 32 VDC maximum
- 25 Amp current maximum
- 0.006 Ω resistance per line
- 8 µH per line
- (1) 32 volt TranZorb™ 1.5KE36A Diode
- (1) NYK:400044700001X equalizer

SP-15 and SP-26
Series

Solid State Track Circuit Surge Protectors

Overview



Model A44814 Solid State Battery Line Surge Protector shown for reference purposes only! Actual unit selected may vary in mounting and features.

SIEMENS SP-15 and SP-26 Solid State Track Circuit Surge Protector Series is esigned to provide solid state equipment protection for track circuit devices. Enclosed in gray plastic resin housing with cover and comes equipped with AAR binding posts, beveled washers and binding nuts for quick and simple installation.

Connection wires must be at least 12 gauge or larger to prevent possible damage. Some models also are equipped with a Clearview® Air Gap Equalizer or a SSP-11 Solid State Surge Protectors.

© Copyright 2018 **SIEMENS** Industry Inc.

NYK:400044802000X

SP15-1 Track Circuit Model
- Weight is approx. 0.6 lbs. (0.27 kgs.)
- 5 VDC maximum
- 20 Amp current maximum
- 0.01 Ω resistance per line
- 18 µH per line

NYK:400044802014X

SP15-2 Track Circuit Model
- Weight is approx. 0.6 lbs. (0.27 kgs.)
- 5 VDC maximum
- 20 Amp current maximum
- 0.01 Ω resistance per line
- 18 µH per line
- (1) NYK:400044817001X 30V solid state protector

NYK:400044814000X



SP26-2 Track Circuit Model
- Weight is approx. 0.6 lbs. (0.27 kgs.)
- 5 VDC maximum
- 25 Amp current maximum
- 0.01 Ω resistance per line
- 8 µH per line

NYK:400044814006X



SP26-6 Track Circuit Model
- Weight is approx. 0.6 lbs. (0.27 kgs.)
- 5 VDC maximum
- 25 Amp current maximum
- 0.01 Ω resistance per line
- 8 µH per line
- (1) NYK:400044700001X equalizer

NYK:400044814007X



SP26-2-50 Track Circuit Model

- Weight is approx. 1.6 lbs. (0.73 kgs.)
- 5 VDC maximum
- 25 Amp current maximum
- 0.01 Ω resistance per line
- 8 µH per line

NYK:400044814008X



SP26-2 Track Circuit Model

- Weight is approx. 1.6 lbs. (0.73 kgs.)
- 5 VDC maximum
- 25 Amp current maximum
- 0.01 Ω resistance per line
- 8 µH per line

© Copyright 2018 **SIEMENS** Industry Inc.



Resistance Units

Fixed and Adjustable

Overview



Model A029602 Adjustable Resistance Unit shown for reference purposes only! Actual unit selected may vary in mounting and features.

SIEMENS Fixed Resistance Units employ the same materials and construction used in the adjustable types. A metal tag attached to one post gives specifications of the unit. All units are 100% tested for resistance. The tolerance is +10, -0% of the rated value. This is the same range as a + 5% resistor, except that each unit is guaranteed to have a nominal value not below the rated value.

A fiber guard for protection against touching of adjacent units, and a spacer for use where excessive heating occurs, are available. Safetran adjustable and Fixed Resistance Units are marked in AREMA® wattage, specified in Manual Part 14.2.15. Maximum temperatures rise of hottest part of resistor body is 1800° C (3560° F) above ambient temperature.

SIEMENS Adjustable Resistance Units provide a sliding contact with resistance graduations. The resistance wire is made of a corrosion resistant alloy, and has an electrically resistant oxide coating which prevents shorts from incidental contact of wires. The wire is wound around a patented porcelain base with grooves for locating the windings.

The wire is attached to the terminal posts by a washer and (2) nuts located inside the porcelain block. A stainless steel channel type bridge, used to insure against bowing and consequent loss of contact pressure, is marked in ten equal divisions of the total range of adjustment, to facilitate settings and recording of critical circuits. The bridge is marked with minimum and maximum resistance values as well.

The stainless steel contact assembly has two stainless steel springs, one of which is mounted between the sliding member and the double contact, keeping pressure on the contact, so the circuit is always closed under spring pressure, while making adjustment. A Hex-head screw passes through both springs to exert direct pressure on the double contact, allowing it to lock the sliding assembly in place on the bridge.

© Copyright 2018 **SIEMENS** Industry Inc.

SIEMENS Part Number	Resistance Range ± 10%	Current	Turns	Length	Type		Weight
					Fixed	Adj	
NYK:029602-1X	0.068 Ω - 0.630 Ω	8.89 A	N/A	N/A	-	X	0.92 lbs (0.42 kgs)
NYK:029602-2X	0.085 Ω - 0.800 Ω	3.97 A	N/A	N/A	-	X	0.92 lbs (0.42 kgs)
NYK:029602-3X	0.106 Ω - 1.000 Ω	3.87 A	N/A	N/A	-	X	0.92 lbs (0.42 kgs)
NYK:029602-4X	0.136 Ω - 1.300 Ω	3.40 A	N/A	N/A	-	X	0.92 lbs (0.42 kgs)
NYK:029602-5X	0.172 Ω - 1.600 Ω	3.06 A	N/A	N/A	-	X	0.92 lbs (0.42 kgs)
NYK:029602-6X	0.213 Ω - 2.000 Ω	2.74 A	N/A	N/A	-	X	0.92 lbs (0.42 kgs)
NYK:029602-7X	0.270 Ω - 2.500 Ω	2.45 A	N/A	N/A	-	X	0.92 lbs (0.42 kgs)
NYK:029602-8AX	0.340 Ω - 3.000 Ω	2.24 A	N/A	N/A	-	X	0.92 lbs (0.42 kgs)
NYK:029602-51X	0.170 Ω - 0.700 Ω	-	N/A	N/A	-	X	0.92 lbs (0.42 kgs)
NYK:029602-51X	0.035 Ω - 1.500 Ω	-	N/A	N/A	-	X	0.92 lbs (0.42 kgs)
NYK:029603-1X	0.380 Ω - 4.000 Ω	1.94 A	N/A	N/A	-	X	0.92 lbs (0.42 kgs)
NYK:029603-2X	0.482 Ω - 5.000 Ω	1.73 A	N/A	N/A	-	X	0.92 lbs (0.42 kgs)
NYK:029603-3X	0.605 Ω - 6.300 Ω	1.54 A	N/A	N/A	-	X	0.92 lbs (0.42 kgs)
NYK:029603-4X	0.770 Ω - 8.000 Ω	1.37 A	N/A	N/A	-	X	0.92 lbs (0.42 kgs)
NYK:029603-5X	0.960 Ω - 10.000 Ω	1.22 A	N/A	N/A	-	X	0.92 lbs (0.42 kgs)
NYK:029603-6X	1.220 Ω - 12.500 Ω	1.09 A	N/A	N/A	-	X	0.92 lbs (0.42 kgs)
NYK:029603-7X	1.530 Ω - 16.000 Ω	0.97 A	N/A	N/A	-	X	0.92 lbs (0.42 kgs)
NYK:029603-8X	1.700 Ω - 17.000 Ω	0.94 A	N/A	N/A	-	X	0.92 lbs (0.42 kgs)
NYK:029603-9X	2.120 Ω - 22.000 Ω	0.83 A	N/A	N/A	-	X	0.92 lbs (0.42 kgs)

SIEMENS Part Number	Resistance Range ± 10%	Current	Turns	Length	Type		Weight
					Fixed	Adj	
NYK:029603-10X	2.120 Ω - 22.000 Ω	0.73 A	N/A	N/A	-	X	0.92 lbs (0.42 kgs)
NYK:029603-11X	3.370 Ω - 35.000 Ω	0.65 A	N/A	N/A	-	X	0.92 lbs (0.42 kgs)
NYK:029603-12X	4.270 Ω - 44.000 Ω	0.58 A	N/A	N/A	-	X	0.92 lbs (0.42 kgs)
NYK:029603-13X	5.400 Ω - 56.000 Ω	0.52 A	N/A	N/A	-	X	0.92 lbs (0.42 kgs)
NYK:029603-14X	6.750 Ω - 70.000 Ω	0.46 A	N/A	N/A	-	X	0.92 lbs (0.42 kgs)
NYK:029603-15X	8.500 Ω - 87.000 Ω	0.42 A	N/A	N/A	-	X	0.92 lbs (0.42 kgs)
NYK:029603-16X	10.800 Ω - 111.000 Ω	0.37 A	N/A	N/A	-	X	0.92 lbs (0.42 kgs)
NYK:029603-22X	1.480 Ω - 20.000 Ω	1.58 A	N/A	N/A	-	X	0.92 lbs (0.42 kgs)
NYK:029603-23X	1.530 Ω - 16.000 Ω	0.87 A	N/A	N/A	-	X	0.92 lbs (0.42 kgs)
NYK:029603-25X	16.5000 Ω - 221.000 Ω	0.26 A	N/A	N/A	-	X	0.92 lbs (0.42 kgs)
NYK:029603-26X	22.200 Ω - 300.000 Ω	0.22 A	N/A	N/A	-	X	0.92 lbs (0.42 kgs)
NYK:029604-1X	0.19 Ω	8.89 A	6	2.25 ft	X	-	0.79 lbs (0.36 kgs)
NYK:029604-2X	0.50 Ω	5.48 A	18	6.75 ft	X	-	0.79 lbs (0.36 kgs)
NYK:029604-3X	1.50 Ω	3.87 A	18	6.75 ft	X	-	0.79 lbs (0.36 kgs)
NYK:029604-4X	1.20 Ω	3.54 A	23	8.62 ft	X	-	0.79 lbs (0.36 kgs)
NYK:029604-5X	2.00 Ω	2.74 A	26	9.80 ft	X	-	0.79 lbs (0.36 kgs)
NYK:029604-6X	2.50 Ω	2.45 A	29	10.80 ft	X	-	0.79 lbs (0.36 kgs)
NYK:029604-7X	3.00 Ω	2.24 A	35	13.00 ft	X	-	0.79 lbs (0.36 kgs)
NYK:029604-8X	6.00 Ω	1.58 A	44	16.30 ft	X	-	0.79 lbs (0.36 kgs)
NYK:029604-9X	8.30 Ω	1.34 A	49	18.20 ft	X	-	0.79 lbs (0.36 kgs)
NYK:029604-10X	3.50 Ω	2.07 A	41	15.20 ft	X	-	0.79 lbs (0.36 kgs)
NYK:029604-11X	0.40 Ω	5.26 A	14	4.88 ft	X	-	0.79 lbs (0.36 kgs)

© Copyright 2018 **SIEMENS** Industry Inc.

Applicable for all Fixed and Adjustable Resistance Units

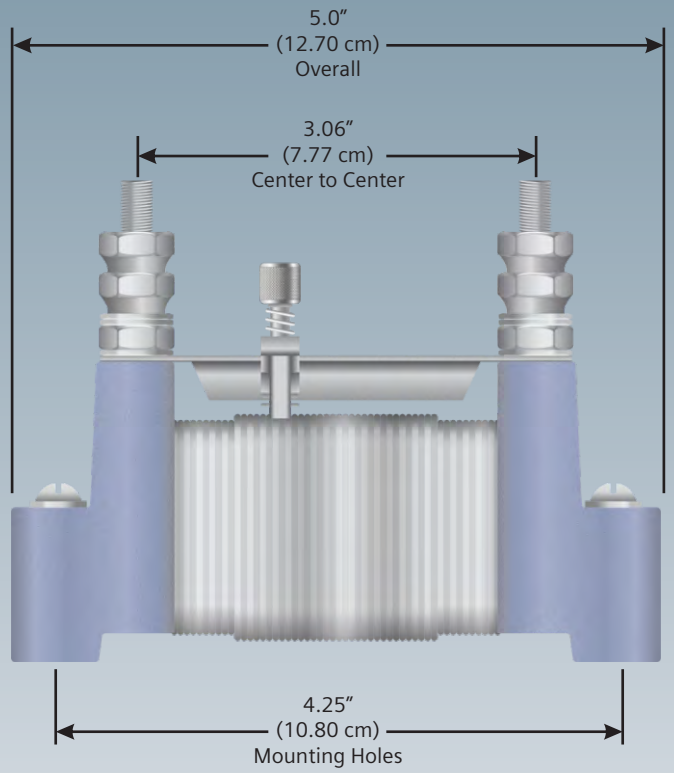

Surge Protection Panels

Overview

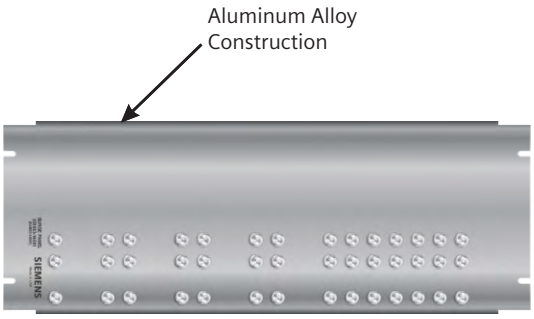

Model A44883 Surge Protection Panel shown for reference purposes only! Actual unit selected may vary in mounting and features.

SIEMENS manufactures a number of surge suppression panels for both general and specific applications. The 44883 Series of vertical surge panels is available in a variety of configurations to meet specific client requirements. Each panel in this series is silkscreened to anticipate a variety of general purpose applications, but does not come equipped with any Clearview® Air Gap Arrester or Equalizers.

SIEMENS A80026 Series of track and battery surge panels is also available in a variety of configurations to meet specific client requirements. However each panel in this series does come equipped with Clearview® Air Gap Arrester or Equalizers.

SIEMENS A91170 and A91181 lighting panels provide external I/O primary surge protection for grade crossing gate controller circuitry. Both have built in secondary surge protection for all external I/O.or body is 1800° C (3560° F) above ambient temperature.

© Copyright 2018 **SIEMENS** Industry Inc.

NYK:400044883152X1

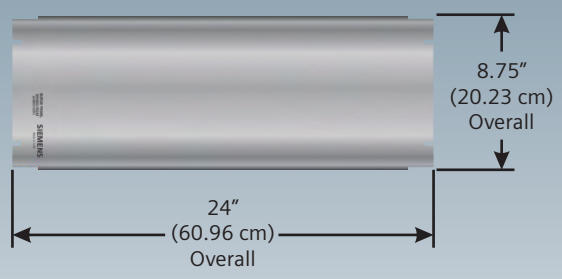

General Purpose Panel (Blank)
- 5052-H32 Aluminum Alloy
- Weight is approx. 3.2 lbs. (1.45 kgs.) including hardware

NYK:400044883149X1

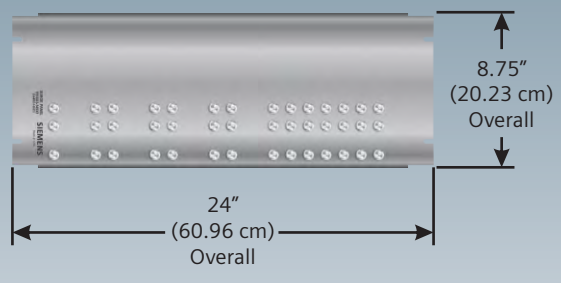

General Purpose Panel (12 Positions)
- 5052-H32 Aluminum Alloy
- Weight is approx. 4.2 lbs. (1.91 kgs.) including hardware

NYK:400044883199X1

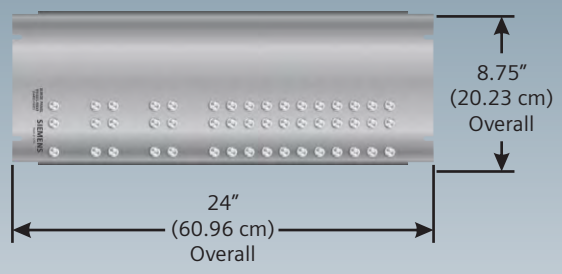

General Purpose Panel (16 Positions)
- 5052-H32 Aluminum Alloy
- Weight is approx. 4.7 lbs. (2.13 kgs.) including hardware

NYK:400044883201X1

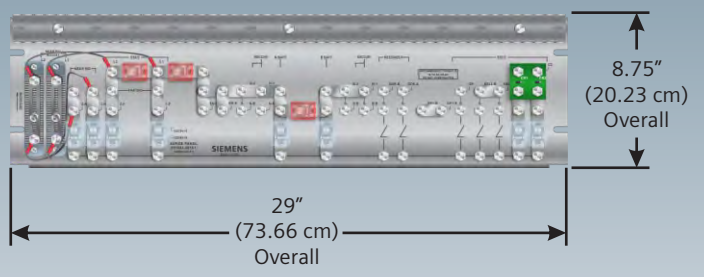

General Purpose Panel (Signal Panel)
- 5052-H32 Aluminum Alloy
- Weight is approx. 9.2 lbs. (4.17 kgs.) including hardware
- Full length 1 1/2” slotted duct system

NYK:400044883145X1

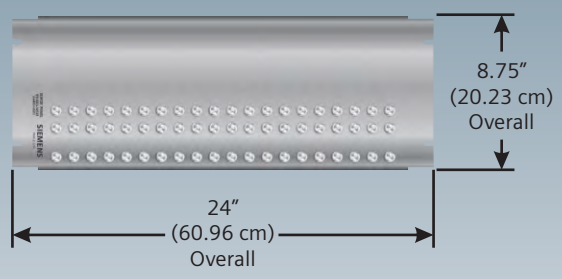

General Purpose Panel (20 Positions)
- 5052-H32 Aluminum Alloy
- Weight is approx. 5.2 lbs. (13.21 kgs.) including hardware

NYK:400044883170X1

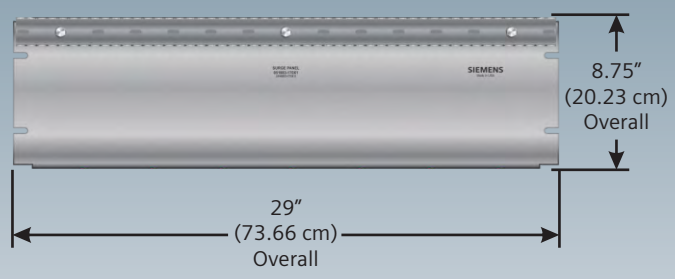

General Purpose Panel (Blank w/ Slotted Duct)
- 5052-H32 Aluminum Alloy
- Weight is approx. 4.2 lbs. (1.91 kgs.) including hardware
- Full length 1 1/2” slotted duct system

NYK:400044883177X1

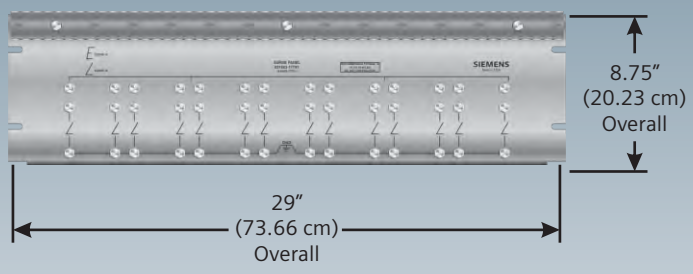

General Purpose Panel (14 Positions w/ Slotted Duct)
- 5052-H32 Aluminum Alloy
- Weight is approx. 4.7 lbs. (2.13 kgs.) including hardware
- Full length 1 1/2” slotted duct system

NYK:400044700176X1



General Purpose Panel (24 Positions w/ Slotted Duct)
- 5052-H32 Aluminum Alloy
- Weight is approx. 5.4 lbs. (2.45 kgs.) including hardware
- Full length 1 1/2” slotted duct system

© Copyright 2018 **SIEMENS** Industry Inc.

NYK:8000800260031



Battery and (1) Track Panel
- 5052-H32 Aluminum Alloy
- Weight is approx. 6.5 lbs. (2.95 kgs.) including hardware

NYK:8000800260003

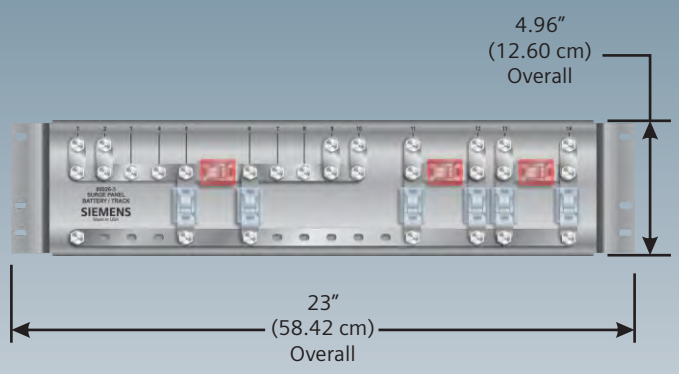

Battery and (1) Track Panel
- 5052-H32 Aluminum Alloy
- Weight is approx. 6.5 lbs. (2.95 kgs.) including hardware

NYK:8000800260022

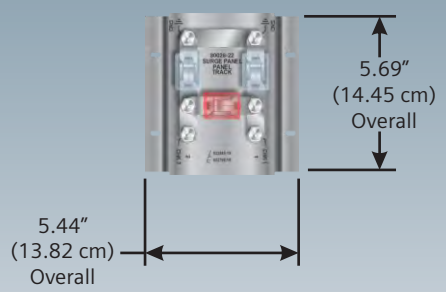

(1) Track Panel
- 5052-H32 Aluminum Alloy
- Weight is approx. 4.2 lbs. (1.91 kgs.) including hardware
- Isolated gate control

NYK:8000800490001

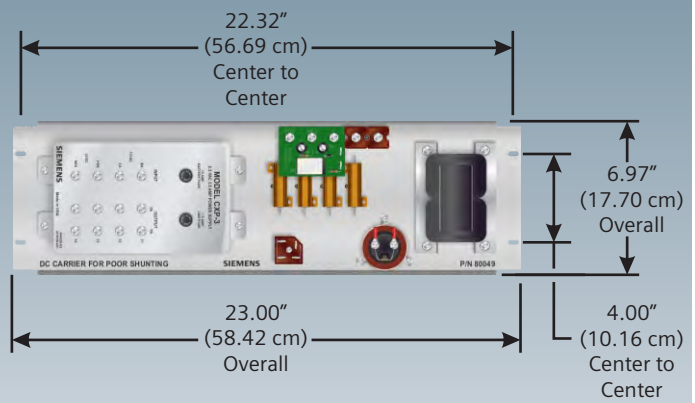

DC Enhancer Panel
- 5052-H32 Aluminum Alloy
- Weight is approx. 10.2 lbs. (25.91 kgs.) including hardware
- Improved track shunting in dark territory

NYK:9000911700001

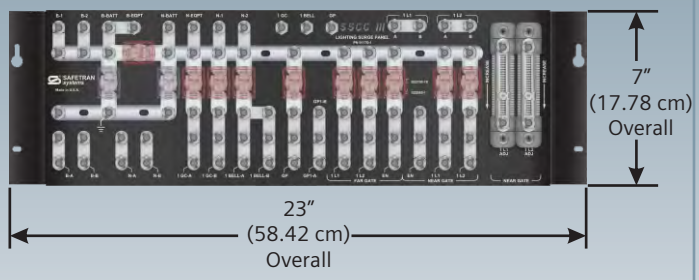

Common Gate Control Panel
- 5052-H32 Aluminum Alloy
- Weight is approx. 3.2 lbs. (1.45 kgs.) including hardware

NYK:9000911700002

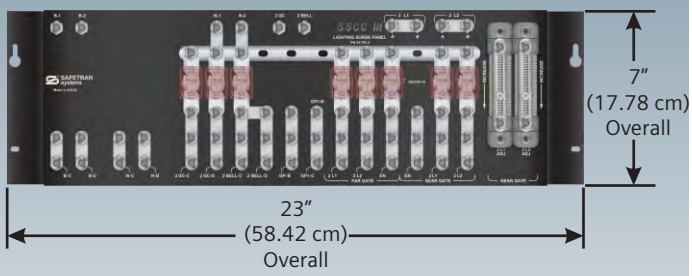

Common Gate Control Panel
- 5052-H32 Aluminum Alloy
- Weight is approx. 4.2 lbs. (1.91 kgs.) including hardware

NYK:9000911810001



Isolated Gate Control Panel
- 5052-H32 Aluminum Alloy
- Weight is approx. 10 lbs. (4.54 kgs.) including hardware

NYK:9000911810002

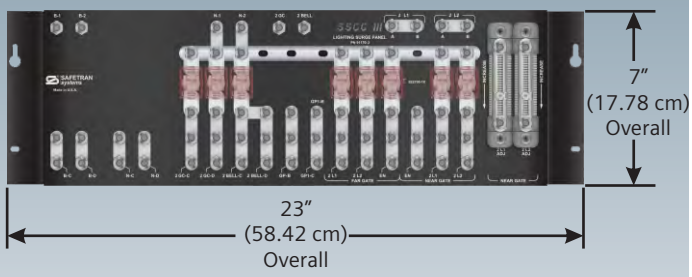

Isolated Gate Control Panel
- 5052-H32 Aluminum Alloy
- Weight is approx. 10 lbs. (4.54 kgs.) including hardware

© Copyright 2018 **SIEMENS** Industry Inc.

SIEMENS Part Number	Overall Length	Post Center to Center	Base Material	No of Posts	Hardware Included
Type 217 Block Porcelain Terminal Blocks					
NYK:40004421712X1	3.34" (8.48 cm)	1.00" (2.54 cm)	Porcelain	2	-
NYK:400044217012X	3.34" (8.48 cm)	1.00" (2.54 cm)	Porcelain	2	X
NYK:40004421708X1	3.34" (8.48 cm)	2.38" (6.05 cm)	Porcelain	2	-
NYK400044217008X	3.34" (8.48 cm)	2.38" (6.05 cm)	Porcelain	2	X
NYK40004421703X1	6.00" (15.24 cm)	5.13" (13.03 cm)	Porcelain	2	-
NYK400044217003X	6.00" (15.24 cm)	5.13" (13.03 cm)	Porcelain	2	X
Type 390 1" Square Terminal Blocks					
NYK:023390-5-1X	1.00" (2.54 cm)	N/A	Bakelite	1	-
NYK:023390-5-2X	2.00" (5.08 cm)	1.00" (2.54 cm)	Bakelite	2	-
NYK:023390-5-3X	3.00" (7.62 cm)	1.00" (2.54 cm)	Bakelite	3	-
NYK:023390-5-4X	4.00" (10.16 cm)	1.00" (2.54 cm)	Bakelite	4	-
NYK:023390-5-5X	5.00" (12.70 cm)	1.00" (2.54 cm)	Bakelite	5	-
NYK:023390-5-6X	6.00" (15.24cm)	1.00" (2.54 cm)	Bakelite	6	-
NYK:023390-5-7X	7.00" (17.78 cm)	1.00" (2.54 cm)	Bakelite	7	-
NYK:023390-5-8X	8.00" (20.32 cm)	1.00" (2.54 cm)	Bakelite	8	-
NYK:023390-5-9X	9.00" (22.86 cm)	1.00" (2.54 cm)	Bakelite	9	-
NYK:023390-5-10X	10.00" (25.40 cm)	1.00" (2.54 cm)	Bakelite	10	-
NYK:023390-5-11X	11.00" (27.94 cm)	1.00" (2.54 cm)	Bakelite	11	-
Type 274 Rounded (2) Post Wide Terminal Block					
NYK:023374-24X	1 Row, 2 Posts each row		Bakelite	2	-
NYK:023374-23X	1 Row, 2 Posts each row		Bakelite	2	X
NYK:023374-40X	2 Rows, 2 Posts each row		Bakelite	4	-
NYK:023374-503X	2 Rows, 2 Posts each row		Bakelite	4	X
NYK:023374-501X	2 Rows, 6 Posts each row		Bakelite	6	-
NYK:023374-21X	2 Rows, 6 Posts each row		Bakelite	6	X
13 Way Terminal Block					
NYK:051883-26X2	w/o Hardware				
NYK:051883-26X1	w/ Hardware				
14 Way Terminal Block					
NYK:051883-18X2	w/o Hardware				
NYK:051883-18X1	w/ Hardware				