

Generator Quick Connect Switchboards

Order Entry Guide

Siemens Energy Management Low Voltage and Products is pleased to announce generator quick connect switchboards. These switchboards are not selections in COMPAS so this order entry guide is designed to help with submitting orders for this new product offering.

Product Description

Generator quick connect switchboards supply cam-type receptacles in addition to standard mechanical lugs for the quick connection of a standby generator to a facility's normal main service entrance switchboard.

Features and Functionality

- 600 volts AC maximum
- 4000 ampere maximum
- All standard front connected switchboard features

- Crouse-Hinds 4/0, 400A plug-in connectors are supplied as a standard, other connectors can be supplied if specified by the customer
- NEMA 1 and NEMA 3R enclosures, NEMA 3R enclosures are supplied with a front trap door to maintain the switchboard rating with cables connected
- A removable screw cover is supplied over the quick connects when they are not in use
- Each quick connect plug-in is labeled with it's intended connection (A, B, C or neutral phase)
- Quick connects can be supplied in a standard lineup for new construction or remotely to a normal switchboard lineup for retrofit applications

Standards and Certifications

- UL891
- NEC702
- Florida Building Code section 420.4.2.9.7
- Other equipment is UL listed as applicable

Order Entry Information

Quick connects can be supplied with either Sentron or VL molded case circuit breakers and also, WL insulated case circuit breakers as the generator disconnect. This generator disconnect must be provided with mechanical interlocking with the normal main disconnect.

Quick connects and the main disconnect can be supplied in a single section up to 2000 amperes. Choose "main service" as the section type in COMPAS to ensure only one device is configured per section (see figure 1). If above 2000 amperes, a pull section is required and must be selected in COMPAS (see figure 2).

See table 1 for a summary of all of the configuration information and table 2 for all of the pricing information. The prices in table 2 must be added as a factory option as shown in figures 3 and 4. The quick connects are priced at \$1690 per quick connect assuming each quick connect is 4/0 and carries 400 amperes. The list price adders in table 2 are for all of the quick connects that would be required in the switchboard for each amperage and system phasing.

Table 1 – Configuration Information

Configuration Information			Dimension (inches)				
Ampere rating	Pull selection required	Main device	Section depths	Pull section width	Main section width	Total width	Device continuous current ratings
400	No	Sentron JD, VL JG	20	N/A	32	32	80%, 100%
600	No	Sentron LD, VL LG	20	N/A	32	32	80%, 100%
800	No	VL MG, Sentron MD	20	N/A	32	32	80%, 100%
1200	No	VL NG, Sentron ND	20	N/A	32	32	80%, 100%
1600	No	VL PG, Sentron PD	28	N/A	38	38	80%, 100%
2000	No	WL	28	N/A	38	38	100%
2500	Yes	WL	38	32	38	70	100%
3000	Yes	WL	38	32	38	70	100%
4000	Yes	WL	38	32	38	70	100%

Table 2 – List Price Adders

Ampere rating	Quick connects per phase	Total list price adder (3-Phase, 4-Wire)	Total list price adder (3-Phase, 3-Wire)
400	1	\$8,788.00	\$7,030.40
600	2	\$15,818.40	\$12,303.20
800	2	\$15,818.40	\$12,303.20
1200	3	\$22,848.80	\$17,576.00
1600	4	\$29,879.20	\$22,848.80
2000	5	\$38,667.20	\$29,879.20
2500	7	\$52,728.00	\$40,424.80
3000	8	\$59,758.40	\$45,697.60
4000	10	\$75,576.80	\$58,000.80

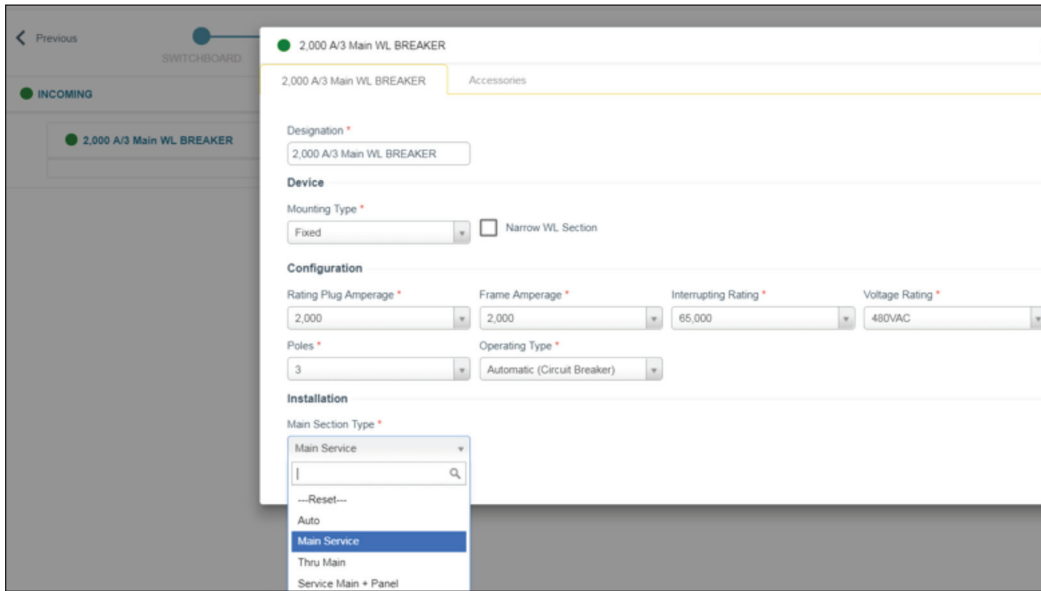


Figure 1 – Main Service Selection

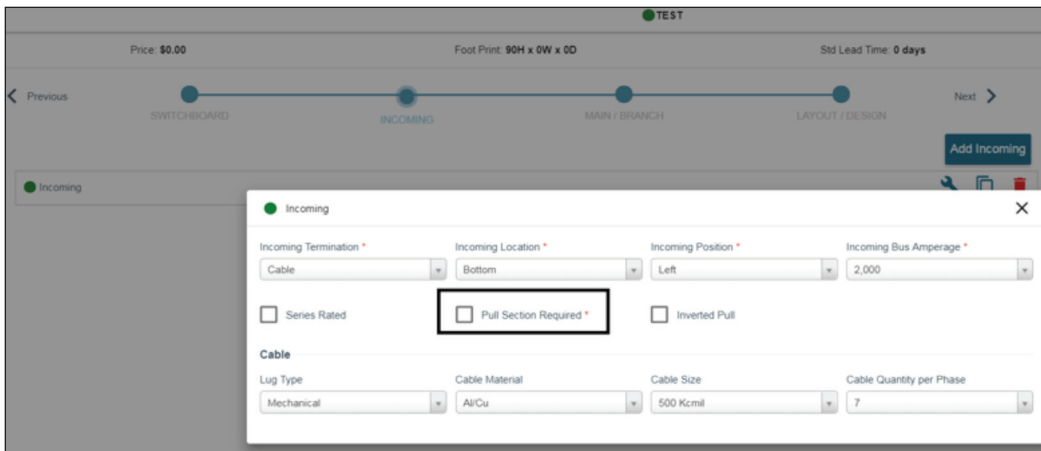


Figure 2 – Pull Section Required Adder

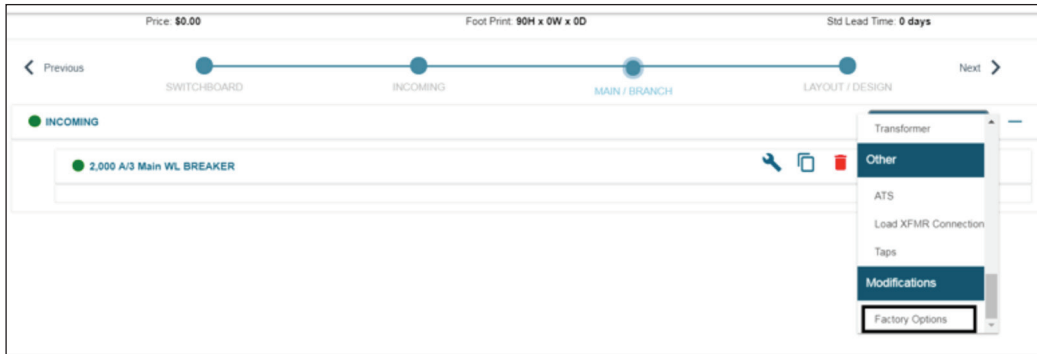


Figure 3 – Factory Options Selection

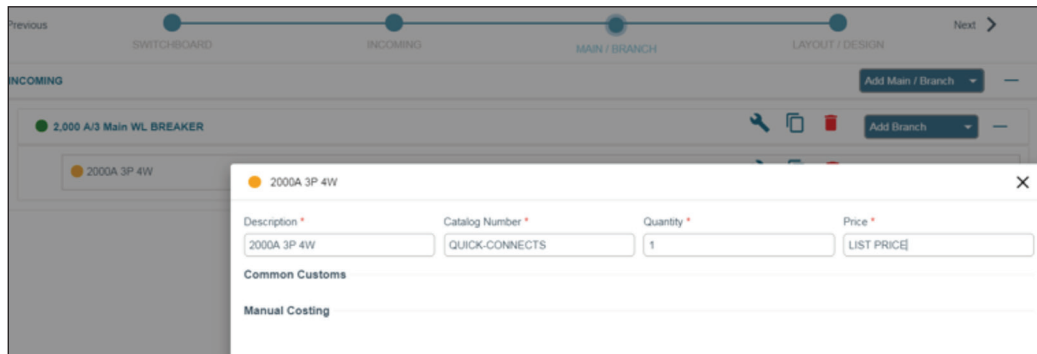


Figure 4 – Special Modification

For questions regarding this guide, contact:
Faizan Najmi, Product Manager, Power Panels and Switchboards
(817)652-6514, faizan.najmi@siemens.com

**Published by
Siemens Industry, Inc. 2019.**

Siemens Industry, Inc.
5400 Triangle Parkway
Norcross, GA 30092

For more information, please contact
our Customer Support Center.
Phone: 1-800-241-4453
E-mail: info.us@siemens.com

usa.siemens.com/switchboards

Order No. PDFL-GQCSB-0119
Printed in U.S.A.
© 2019 Siemens Industry, Inc.

The technical data presented in this document is based on an actual case or on as-designed parameters, and therefore should not be relied upon for any specific application and does not constitute a performance guarantee for any projects. Actual results are dependent on variable conditions. Accordingly, Siemens does not make representations, warranties, or assurances as to the accuracy, currency or completeness of the content contained herein. If requested, we will provide specific technical data or specifications with respect to any customer's particular applications. Our company is constantly involved in engineering and development. For that reason, we reserve the right to modify, at any time, the technology and product specifications contained herein.