

SIEMENS

CATALOG NO. 3F3Y225K4FCD16

SERIAL NO.

SERIES H

225 kVA 60 Hz 3 PHASE

2.9 % IMP AT 135 °C

115 °C RISE 30 °C AVG. AMBIENT

220 °C TEMP CLASS 40 °C MAX. AMBIENT

PRIMARY (H1 H2 H3) 480V V 10 kV BIL

SECONDARY(X0 X1 X2 X3) 208Y/120V V 10 kV BIL

WINDING MATERIAL CU

ENCLOSURE TYPE 3R WEIGHT 1800 LBS

ENERGY EFFICIENCY EXCEEDS CSA DOE 10 CFR PART 431:2016

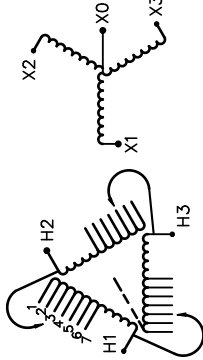
SPACINGS BETWEEN ANY VENTILATED ENCLOSURE PANEL AND ANY ADJACENT WALL SHALL BE A MINIMUM OF 5 INCHES EXCEPT WHEN WALL MOUNTED USING APPROVED WALL MOUNTING KIT ELECTROSTATIC SHIELD

SUITABLE FOR NONSINUSOIDAL CURRENT LOAD WITH K-FACTOR NOT TO EXCEED K-4 SUITABLE FOR INDOOR OR OUTDOOR LOCATIONS BEFORE HANDLING, INSTALLING AND OPERATING, SEE INSTRUCTION MANUAL

NEMA Class ANN Dry Type Transformer

Siemens Industry, Inc. Norcross, GA

6800087e



VOLTS	CONNECT
504	1
492	2
480	3
468	4
456	5
444	6
432	7



SEISMIC QUALIFICATIONS, FLOOR MOUNT ONLY
OSP-0136-10 IBC 2012/ASCE 7-10
SDS<=2.0g Z/h=1 Ip=1.5

Confidential - Property of Siemens Industry, Inc.

REVISION	DATE	BY	DATE	BY
		DRAWN	15/11/17	JW
		CHEK'D		
		VERIF'D		

CUSTOMER		
ORDER NO.	DWG. NO.	
	3F3Y225K4FCD16	SH 1 OF 2

FRONT VIEW



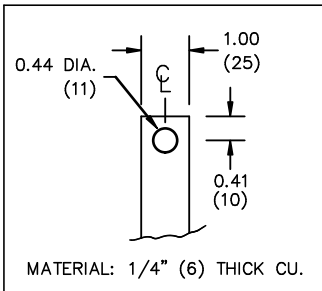
SIDE VIEW



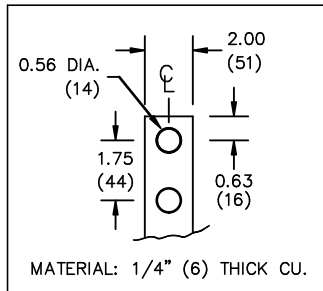
All Dimensions in inches

ENCLOSURE COLOR : ANSI 61 GREY - OUTDOOR

H.V.1. TERMINAL DETAIL



L.V.1. TERMINAL DETAIL



CUSTOMER NOTES:

- HV1 TERMINATED AT TOP FRONT
- LV1 TERMINATED AT BOTTOM FRONT

Confidential - Property of
Siemens Industry, Inc.

REVISION	DATE	BY	DATE	BY	CUSTOMER
			DRAWN 15/11/17	JW	
			CHEK'D		
			VERIF'D		
					ORDER NO.
					DWG. NO. 3F3Y225K4FCD16
					SH 2 OF 2