



Siemens.com/mobility

QEC1 Relay

A dc current operated, slow release, relay


General data

Contact Arrangement:	4F and 4F 2B
Rated Current:	0.4A, 1A and 2.2A dc
Approximate Weight:	1.7 kg

Note: Refer to the following data sheets:

- 7-1-1 for general information and contact ratings.
- 7-2-1 for dimensions.
- 8.2 for tools.
- 8.3 for plugboard and connector details.

Refer overleaf for specific data.



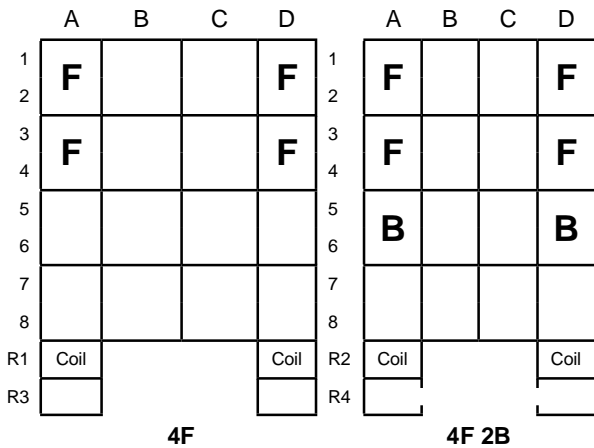
Typical Single Coil Relay

Description

Designed for lamp proving in railway signalling circuits. It is capable of remaining in the operate condition during the transit time of the signal control relay and is used in dc lamp proving circuits, energised from a battery or rectified ac supplies.

The variations of this relay style are listed overleaf. Where a relay corresponds exactly to a type listed in a BR Spec., the Spec. No. is shown in the remarks column.

Contact layout viewed from rear



Packaging

Q-Relays are packed in a carton holding ten relays; the same container is used for quantities of four to nine relays. Quantities less than four are packed individually in cardboard boxes, as are all train-carried relays. Each container has a bar-coded label affixed to the outside, stating details of the packaged relay(s) and the quantity therein.

EMC Compliance

Q-Relays comply with the relevant emission requirements of EN 55014. It is considered that these relays have inherent immunity to in-service electro-magnetic disturbance.


A Technical Certificate for EU Directive on EMC (89/336/EEC) has been obtained.

Technical data

SIEMENS Part No. (PAD No.)	CONTACT ARRANGEMENT	RATED CURRENT (A dc)	PIN CODE	COIL RES (OHMS)	WDG SPEC 1/108/-	MAX FULL OP. (V dc)	MIN REL (V dc)	PLUGBOARD	REQD No. OF CONNECTORS J4137/3	REMARKS AND TYPICAL RELEASE TIMES
B18514/1 (85/001300)	4F	2.2	081 ABDJK	0.85	35	0.8	0.2	J4138/88	10	BR SPEC 940A 150 ms @ 1.33 Adc 230 ms @ 2 Adc
B18514/4	4F 2B	1	ACEJX	4.6	48	0.4	0.1	J4138/145	14	150 ms @ 0.425 A
B18514/5	4F 2B	0.4	AEFKX	19	75	0.2	0.05	J4138/215	14	150 ms @ 0.22 Adc
B18514/6 (85/001290)	4F 2B	2.2	081 ABDJK	0.85	35	0.8	0.2	J4138/88	14	BR SPEC 940A 150 ms @ 1.33 Adc 230 ms @ 2 Adc



Un-drilled plugboard
Part No. E7218/1



Representation of Relay,
Plugboard and Retaining clip
(Clip Part No. J4136/1)