

Molded Case Circuit Breakers



For further information on 3VL
according to UL,
see **Catalog LV 16**

**NEW**

Direct reference to the products in the Industry Mall from the selection and ordering data tables:

Article No.

[www.siemens.com/
product?ArticleNo.](http://www.siemens.com/product?ArticleNo.)

Article No.

3VA2025-5HL36-0AA0

Paper catalog:

To get more
product information
enter the Web
address plus

Article No.

PDF catalog:

Get more product information
with just a mouse click.

	3VA molded case circuit breakers NEW
2/6	General data
2/16	3VA1 molded case circuit breakers up to 250 A, IEC
2/42	3VA2 molded case circuit breakers up to 630 A, IEC
2/68	3VA molded case circuit breakers – accessories, IEC
2/68	- Internal accessories
2/75	- Manual operators
2/80	- Motor operators
2/81	- Connection technology
2/96	- Plug-in and draw-out technology
2/101	- Residual current devices
2/104	- Communication and testing/ commissioning devices
2/110	- Locking and interlocking
2/114	- Other
	3VL molded case circuit breakers up to 1600 A, IEC
2/116	Introduction
2/122	General data
2/126	3-pole
2/150	4-pole
2/171	Options
2/175	Accessories and spare parts
	3VL molded case circuit breakers up to 1600 A, according to UL 489
2/214	Introduction
2/220	3-pole
2/236	Options
2/238	Accessories and spare parts
	General data
2/272	- Design
2/277	- Function
2/281	- Configuration
2/282	- Technical specifications
Ch. 10	Busbar device adapters and device holders from 630 A to 1600 A
Ch. 11	4NC current transformers
Ch. 12	3KC ATC5300 and NEW ATC3100 transfer control devices
Ch. 12	Residual current devices (MRCD)

For further technical product information:

Siemens Industry Online Support:
www.siemens.com/lowvoltage/product-support

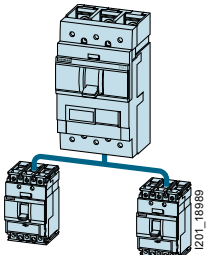
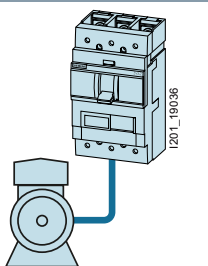
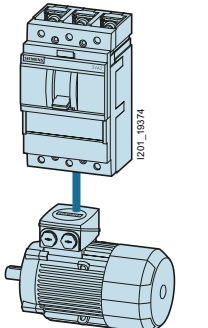
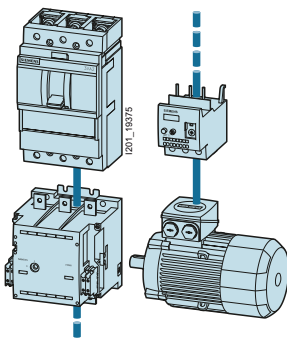
→ Entry type:
Application example
Certificate
Characteristic
Download
FAQ
Manual
Product note
Software archive
Technical data

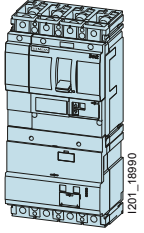
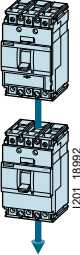
Molded Case Circuit Breakers

3VA Molded Case Circuit Breakers **NEW**

General data

Overview

Application	Page	3VA1	3VA2	Description	Standards
Line protection 	2/16 ... 2/37 2/42 ... 2/65	✓	✓	The trip units for line protection are designed to provide overload and short-circuit protection for: <ul style="list-style-type: none"> • Cables • Lines • Non motorized loads 	IEC/EN 60947-1, IEC/EN 60947-2
Generator protection 	2/48 ... 2/53 2/60 ... 2/65	--	✓	The setting values of the trip units are matched to protecting generators.	IEC/EN 60947-1, IEC/EN 60947-2
Motor protection 	2/66 ... 2/67	--	✓	The overload and short-circuit releases are designed for optimal protection and direct starting of three-phase AC squirrel-cage motors. The molded case circuit breakers for motor protection have phase-failure sensitivity and a thermal image that protects the motor against overheating. The adjustable time lag class enables users to adjust the overload release to the startup conditions of the motor to be protected.	IEC / EN 60947-1, IEC / EN 60947-2, IEC / EN 60947-4-1 IE3 ready
Protection for starter combinations (starter protection) 	2/38 ... 2/39 2/66 ... 2/67	✓	✓	Starter combinations consist of: Molded case circuit breaker + contactor + overload relay. The molded case circuit breaker handles short-circuit protection and the isolating function. The task of the contactor is the operational switching of the feeder. The overload relay handles overload protection that can be specially matched to the motor. The molded case circuit breaker for the starter combination is therefore equipped with an adjustable and instantaneous short-circuit release.	IEC / EN 60947-1, IEC / EN 60947-2, IEC / EN 60947-4-1 IE3 ready

Application	Page	3VA1	3VA2	Description	Standards
Residual current protection 	2/101 ... 2/103	✓	✓	Residual current protective devices afford fault protection (formerly referred to as: protection in case of indirect contact) and supplementary protection (formerly referred to as: Protection in case of direct contact) in low-voltage systems in the event of the basic insulation failing or live parts being touched. Their task is to prevent or reduce injury to personnel or livestock, or damage to property.	IEC / EN 60947-2 (Annexes B, M)
Switch disconnectors 	2/40	✓	--	Switch disconnectors are deployed: <ul style="list-style-type: none"> • As main disconnecting means • For on/off switching • For disconnection of loads • As switch disconnectors without overload and short-circuit protection The switch disconnectors correspond to IEC / EN 60947-3.	IEC / EN 60947-1, IEC / EN 60947-3

Molded Case Circuit Breakers

3VA Molded Case Circuit Breakers **NEW**

General data


Sizes

The integrated 3VA portfolio consists of two different series of molded case circuit breakers in eight different rated operational current versions (sizes).

The new 3VA molded case circuit breakers set new standards in flexibility and the variety of modular accessories available. Standardized accessories suitable for use with several sizes of circuit breaker from all the 3VA ranges help to cut costs and save time.

The new 3VA1 molded case circuit breakers are available in 1 to 4-pole versions (3VA1 160 A) or in 3 and 4-pole versions (3VA1 100 A and 250 A). The new 3VA2 molded case circuit breakers are available in 3 and 4-pole versions.

The circuit breakers are available with rated operational currents ranging from 16 A to 630 A and rated voltages up to 690 V, depending on the series and size.



Integrated system

When it comes to operation, functionality and installation, the new 3VA series of molded case circuit breakers is a fully integrated system. This principle is embodied in the basic units and in all internal and external accessories.

The benefits offered by the internal and external accessories available for the 3VA molded case circuit breakers are:

- Standardized methods of operation
- Standardized scope of functions
- Standardized installation procedures
- Standardized accessories from 100 A ... 630 A (e.g. auxiliary switches, auxiliary releases, etc.)

3VA1 molded case circuit breakers

The new 3VA1 molded case circuit breakers reliably perform all the tasks required for line protection.

Features

The key features of the 3VA1 series are:

- Compact design
- Depending on size: 1-pole to 4-pole versions
- Depending on size: Breaking capacity of 16 kA ... 70 kA at 415 V, 3 or 4-pole breakers and 36 kA at 240 V, 1-pole breakers
- Fixed-mounted, plug-in version (depending on size)
- Thermal-magnetic trip units
- AC/DC applications
- No derating up to +50 °C
- Modular and easy-to-fit internal accessories with diverse functions
- Uniform accessories platform across all 3VA molded case circuit breakers

Compact dimensions

Thanks to a mounting depth of 70 mm and a cover size of 45 mm, the 3VA1 molded case circuit breakers of sizes 100 A, 160 A and 250 A are predestined for protecting cables and lines in the plant area, especially for the electrical installation area. For these applications, there is also a wide range of accessories available such as adapters for installation on standard mounting rails, as well as residual current devices (RCD310 (up to 160 A) and RCD510) that can be side-mounted.

Thermal-magnetic trip unit

A thermal-magnetic principle trip unit is the basic trip unit for providing overload and short-circuit protection. This has been developed for implementing economical, cost-efficient installations up to 250 A. It is suitable for use in three-phase networks, AC networks, 400 Hz applications, and with DC currents.

3VA2 molded case circuit breakers

The new 3VA2 molded case circuit breakers reliably perform all the tasks required for line protection, generator protection, motor protection and protection of starter combinations.

This series is designed for applications with increased requirements:

- Increased breaking capacity
- Very good selective protection response
- Integrated metering function
- Connection to a communication system

Features

The most important features of the 3VA2 series are:

- Compact dimensions
- 3 and 4-pole versions
- Four breaking capacity classes from 55 kA ... 150 kA
- Fixed-mounting, plug-in technology, draw-out technology
- Depending on size: Selective protection response in rated operational current interval 1 : 2.5
- Electronic Trip Units
- Retrofittable communication for ETU 5-series and 8-series
- Depending on the ETU: Integrated metering function
- AC applications
- No derating up to +50 °C
- Modular and easy-to-fit internal accessories with diverse functions
- Uniform accessories platform across all 3VA molded case circuit breakers

Compact dimensions with function expansions

In addition to its expanded functionality, the 3VA2 molded case circuit breaker also comes with compact dimensions for fixed mounting, as a plug-in version and a draw-out version.

A cover size of 70 mm for the door cutout and a complete selection of breaking capacity classes from 55 kA to 150 kA at 415 V AC provide the necessary flexibility for planning.

Despite its compact size, the circuit breaker offers the following benefits:

- Extremely high breaking capacity
- Extremely good selectivity
- Electronic trip units, versions with and without integrated metering function and optional communication interface

Selective contact system

With its contact system, the 3VA2 molded case circuit breaker is designed for fast selectivity tripping. The selective contact system ensures the following:

- Dynamic instantaneous short-circuit range
- High breaking capacity
- Selective protection response of the molded case circuit breakers in relation to each other
- Selective protection response of the molded case circuit breakers in relation to other protection devices such as downstream low-voltage fuses, etc.

Electronic Trip Units (ETUs)

The current sensor of the 3VA2 comprises an iron-cored transformer for the internal power supply and a Rogowski coil for precise current measurement. Each transformer can be optimized accordingly for its specific task. Thanks to the high accuracy of current measurement, the 3VA2 molded case circuit breaker is suitable for power/energy measurement. In addition, finer adjustment of ground fault current monitoring is possible.

The Electronic Trip Units (ETUs) provide the following protection functions:

- Overload protection L ("L" = Long-time delay)
- Short-time delayed short-circuit protection S ("S" = Short-time delay) for time-selective response in case of a short-circuit
- Instantaneous short-circuit protection I ("I" = Instantaneous)
- Protection of the neutral conductor N against overload and short-circuit ("N" = Neutral)
- Protection against residual currents to ground ("G" = Ground fault)
- ELISA:
Improved selective grading of downstream LV HRC fuses and upstream molded case circuit breakers by means of a special form of current-time characteristic

Energy management and communication

The Electronic Trip Units (ETUs) provide the following energy management and communication functions:

- Metering functions
- Communication
- Flexible, local, digital inputs and outputs via the EFB300 external function box
- Software commissioning support with powerconfig
- Testing and archiving with the TD300 and TD500 test devices (with powerconfig)

Molded Case Circuit Breakers
NEW 3VA Molded Case Circuit Breakers

General data

2



3VA20	3VA21	3VA22	3VA23	3VA24
3, 4	3, 4	3, 4	3, 4	3, 4

3VA2 molded case circuit breakers for line protection, selectivity applications

100 A	160 A	250 A	400 A	630 A
25 ... 100	25 ... 160	160 ... 250	250 ... 400	400 ... 630
690	690	690	690	690
800	800	800	800	800
8	8	8	8	8
✓	✓	✓	✓	✓
50 ... 60	50 ... 60	50 ... 60	50 ... 60	50 ... 60

M H C L				M H C L				M H C L				M H C L				M H C L			
85	110	150	200	85	110	150	200	85	110	150	200	85	110	150	On req.	85	110	150	On req.
55	85	110	150	55	85	110	150	55	85	110	150	55	85	110	On req.	55	85	110	On req.
55	85	110	150	55	85	110	150	55	85	110	150	55	85	110	On req.	55	85	110	On req.
36	55	85	100	36	55	85	100	36	55	85	100	36	55	85	On req.	36	55	85	On req.
2	2	2	24	2.5	2.5	2.5	24	3	3	3	24	5	5	5	On req.	6	6	6	On req.
--	--	--	--	--	--	--	--	--	--	--	--	--	--	--	--	--	--	--	--
--	--	--	--	--	--	--	--	--	--	--	--	--	--	--	--	--	--	--	--
--	--	--	--	--	--	--	--	--	--	--	--	--	--	--	--	--	--	--	--
--	--	--	--	--	--	--	--	--	--	--	--	--	--	--	--	--	--	--	--
85	110	150	200	85	110	150	200	85	110	150	200	85	110	150	On req.	85	110	150	On req.
55	85	110	150	55	85	110	150	55	85	110	150	55	85	110	On req.	55	85	110	On req.
55	85	110	150	55	85	110	150	55	85	110	150	55	85	110	On req.	55	85	110	On req.
36	55	85	100	36	55	85	100	36	55	85	100	36	55	85	On req.	36	55	85	On req.
2	2	2	18	2.5	2.5	2.5	18	3	3	3	18	5	5	5	On req.	6	6	6	On req.
--	--	--	--	--	--	--	--	--	--	--	--	--	--	--	--	--	--	--	--
--	--	--	--	--	--	--	--	--	--	--	--	--	--	--	--	--	--	--	--
--	--	--	--	--	--	--	--	--	--	--	--	--	--	--	--	--	--	--	--
--	--	--	--	--	--	--	--	--	--	--	--	--	--	--	--	--	--	--	--

Molded Case Circuit Breakers

NEW 3VA Molded Case Circuit Breakers

General data

2



3VA20

3VA21

3VA22

3VA23

3VA24

3VA2 molded case circuit breakers for line protection, selectivity applications

20000	20000	20000	15000	15000
12000	12000	10000	6000	4000
--	--	--	--	--
--	--	--	--	--
--	--	--	--	--
✓	✓	✓	✓	✓
✓	✓	✓	✓	✓
✓	✓	✓	✓	✓
✓	✓	✓	✓	✓
✓	✓	✓	✓	✓
✓	✓	✓	✓	✓

3VA2 molded case circuit breakers for protecting motors/starter combinations (standards and specifications 60947-4-1 acc. to AC-1)

--	25 ... 100	160 ... 200	250	400 ... 500
20000	20000	20000	15000	15000
12000	12000	10000	6000	4000
--	--	--	--	--
✓	✓	✓	✓	✓
✓	✓	✓	✓	✓
✓	✓	✓	✓	✓

--	--	--	--	--
--	--	--	--	--
--	--	--	--	--
--	--	--	--	--
--	--	--	--	--

105 (3p)/140 (4p)	105 (3p)/140 (4p)	105 (3p)/140 (4p)	138 (3p)/184 (4p)	138 (3p)/184 (4p)
181	181	181	248	248
86	86	86	110	110
107	107	107	137	137
--	--	--	--	--
--	--	--	--	--
--	--	--	--	--
2.44	2.44	--	--	--
2.29	2.29	2.41	4.3	4.3
3.14	3.14	--	--	--
2.94	2.94	3.09	4.8	4.8

IEC 60947-2, -3, -4	IEC 60947-2, -3, -4	IEC 60947-2, -3, -4	IEC 60947-2, -3, -4	IEC 60947-2, -3, -4
A	A	A	A	A/B ¹⁾
Top and bottom	Top and bottom	Top and bottom	Top and bottom	Top and bottom
Lug terminal	Lug terminal	Lug terminal	Lug terminal	Lug terminal
Box terminal	Box terminal			
✓	✓	✓	✓	✓

¹⁾ Utilization category B only for 400 A and 500 A and the trip units of the ETU5 and ETU8 series

Molded Case Circuit Breakers

3VA Molded Case Circuit Breakers **NEW**

General data

Molded case circuit breakers and accessories in the system

The new 3VA molded case circuit breakers come with a large portfolio of internal and external accessories which can be installed flexibly in any size of circuit breaker (depending on the type of accessory).

The table below shows the molded case circuit breakers in or on which the accessories can be installed, and the sizes covered by the same accessory component:

Accessories	Molded case circuit breakers								
	3VA1			3VA2					
	100	160	250	100	160	250	400	630	
Auxiliary switches and alarm switches									
Auxiliary releases									
Connection technology									
Plug-in technology									
Draw-out technology									
Front mounted rotary operator									
Door mounted rotary operator									
Side wall mounted rotary operators									
Motor operator MO310 (mounted on the side)									
Motor operator MO320 (mounted on the front)									
Locking and interlocking									
Residual current device (mounted on the side)									
Residual current device (mounted underneath)									
Communications interface									
EFB300									
TD300 and TD500									
Masking frame									
DIN rail adapter									

Front terminals



The portfolio of connection components for the molded case circuit breakers includes a large selection of front cable and busbar terminals.

Connection technology available from/installed at the factory

All 3VA molded case circuit breakers are available as standard with a lug terminal (clip-in nut and clamping screw) at the infeed and load ends.

For units up to size 160 A, a box terminal for direct cable connection can be optionally selected instead of the lug terminal. The box terminal is preassembled and installed at the factory.

The connection technology available from/installed at the factory can be selected in the 12th position of the article number of the molded case circuit breaker.

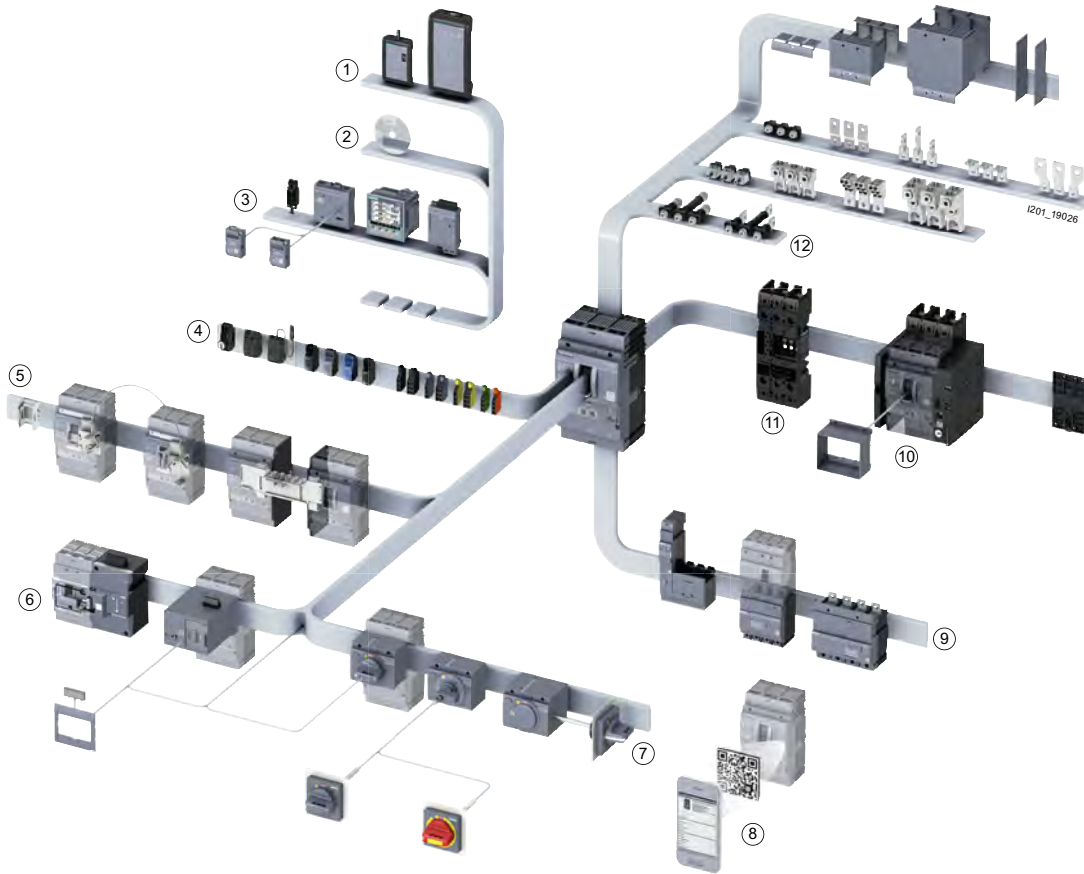
Connection technology	Illustration	3VA1			3VA2				
		100	160	250	100	160	250	400	630
Lug terminal		✓	✓	✓	✓	✓	✓	✓	✓
Box terminal		✓	✓	--	✓	✓	--	--	--

✓ Available

Insulated busbars and cables with cable lugs can be connected directly to the lug terminal. Furthermore, all connection bar extensions are assembled at the molded case circuit breaker using the lug terminal:

- Front connection bars extended (phase barriers included in scope of supply)
- Front connection bars broadened (phase barriers included in scope of supply)
- Front connection bars edgewise (phase barriers included in scope of supply)
- Lug terminal, right-angled (phase barriers included in scope of supply)

The implementation of insulation measures (phase barriers or terminal covers) is recommended. With some accessory components, insulation measures are essential (and these are included in the scope of supply of the relevant component).




- ① Test devices (pages 2/109)
- ② powerconfig software (pages 2/109, Chapter "Measuring Devices and Power Monitoring" and Chapter "Software")
- ③ Communication (pages 2/105 to 2/109)
- ④ Internal accessories (pages 2/68 to 2/74)
- ⑤ Locking and interlocking (pages 2/110 to 2/113)
- ⑥ Motor operators (page 2/80)
- ⑦ Manual operators (pages 2/75 to 2/79)
- ⑧ Knowledge Manager (2/11)
- ⑨ Residual current devices (pages 2/101 to 2/103)
- ⑩ Withdrawable unit design (pages 2/96 to 2/100)
- ⑪ Plug-in design (pages 2/96 to 2/100)
- ⑫ Connection technology (pages 2/81 to 2/95)

Knowledge Manager

By reading out the QR code using a smartphone and the "Siemens Industry Online Support" app, it is possible to view key product information via the Internet at any time.

Siemens provides the app free of charge.

Technical information about installation, parameterization or maintenance can be called up directly from the system by QR code on a smartphone.



- ① Circuit breaker designation
- ② Approvals
- ③ Rated current
- ④ Knowledge Manager
- ⑤ Production date
- ⑥ Product version
- ⑦ Article number
- ⑧ ETU type
- ⑨ Size and breaking capacity class
- ⑩ Rating plate

Front: Inscription

Molded Case Circuit Breakers

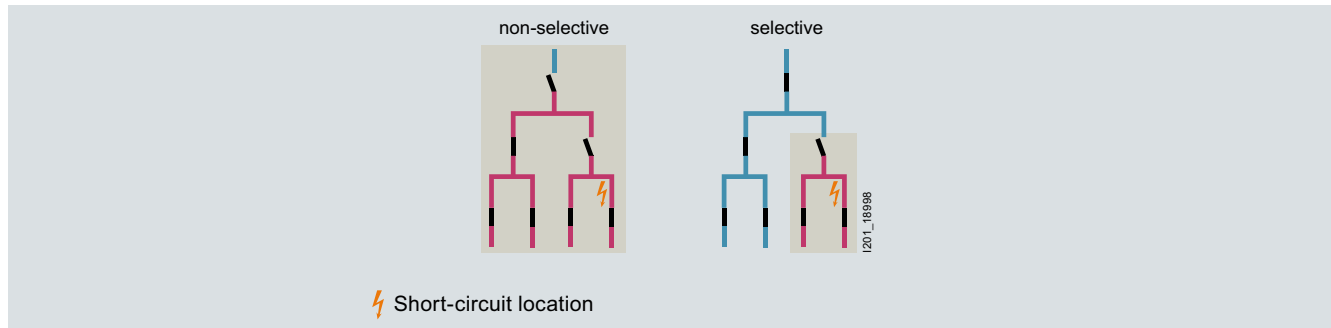
3VA Molded Case Circuit Breakers **NEW**

General data

Selectivity

Switching devices connected in series, e.g. molded case circuit breakers and fuses, work in a coordinated manner to ensure that switching devices are tripped successively. The closest, upstream switching device before the location of the short-circuit must trip. The other switching devices on the same current run do not trip. The purpose of selectivity is to minimize the effects of a fault in terms of its duration and the area affected by the fault.

Selectivity is achieved when the circuit breakers are matched to each other by means of selection, configuring and trip settings in such a way that, in the event of a fault, only the breaker closest to the location of the fault trips.



Selectivity with 3VA2 molded case circuit breakers

Series 3VA2 circuit breakers are designed to deliver excellent selective tripping combined with optimum current limiting and outstanding breaking capacity.

3VA2 molded case circuit breakers have been specifically designed to meet the following requirements:

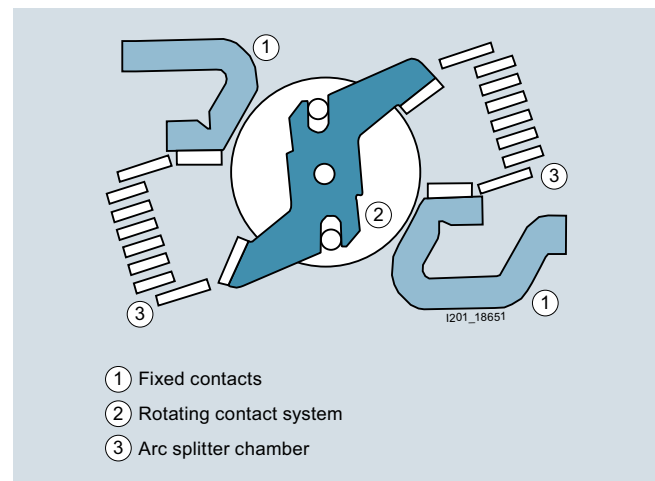
- System-wide, high selectivity with a rated operational current interval of 1 : 2.5 up to the miniature circuit breaker
- Selectivity in combination with high current limiting and high breaking capacity
- Cost-effective design / configuring of selective power distribution systems

You can find information on selectivity values for the 3VA2 molded case circuit breakers on the Internet under the link for the 3VA documentation (www.siemens.com/3VA-documentation).

Current limitation

To achieve excellent current limiting, the 3VA molded case circuit breakers are equipped with a double-rotatory contact system that opens dynamically on its own above the specified disengaging currents on the principle of magnetic repulsion before the expected peak value of the short-circuit current is reached. These limits have been coordinated and optimized to suit the overall device characteristics. This substantially reduces the thermal and mechanical loading on the molded case circuit breaker.

The switching pole cassettes of the 3VA molded case circuit breakers are optimized for high breaking capacity, and their double-rotary contact system design enables extremely good current limiting thanks to the very fast build-up of peak arc voltage generated at both contacts in the event of a short-circuit. This results in significant limitation of the let-through energy I^2t and the expected let-through current I_{SC} .



Standards and guidelines

The standards fulfilled by the 3VA molded case circuit breakers include:

- IEC/EN 60947-1
- IEC/EN 60947-2
- IEC / EN 60947-2, Annexes B, M
- IEC/EN 60947-3
- IEC / EN 60947-4-1

Certificates

You can find information on the available certification (CE, CCC, EHC) on the Internet (www.siemens.com/lowvoltage/certificates).

In the Entry List you can use the certificate type (general product approval, explosion protection, test certificates, shipbuilding, etc.) as a filter criterion.

Operating conditions

- Pollution degree:
 - Operation of the 3VA1 and 3VA2 molded case circuit breakers is approved in accordance with IEC / EN 60947-1 and IEC / EN 60664-1 for pollution degree 3.
- Ambient temperature:
 - 3VA molded case circuit breakers are used at ambient temperatures from -25 °C to +70 °C. At temperatures above +50 °C there are reductions in the rated operational current (derating).
 - The permissible storage temperature in original Siemens packaging lies between -40 °C and +80 °C.

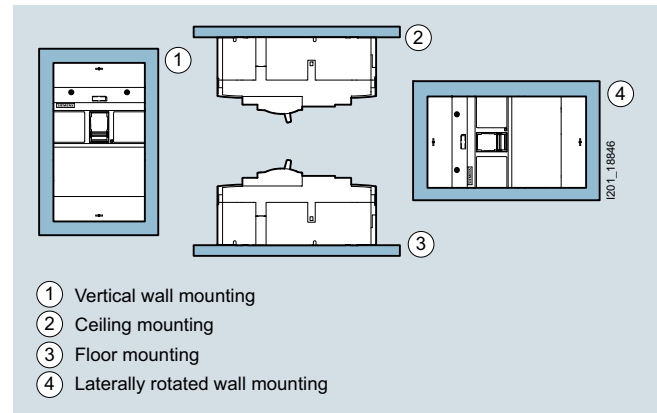
IE3 ready

As from January 2015, the energy-efficiency class IE3 will be mandatory, with a few exceptions only, for three-phase asynchronous motors. This will have an effect on motors, low-voltage power distribution and electrical installation technology, as well as industrial controls.

For use of 3VL molded case circuit breakers in conjunction with highly energy-efficient IE3 motors, please observe the information on dimensioning and configuring, see "Configuration Manual for SIRIUS Controls with IE3 Motors", at <http://support.automation.siemens.com/WW/view/en/94770820>.



Permissible mounting positions



Positions in which the 3VA molded case circuit breakers are allowed to be installed

Molded Case Circuit Breakers



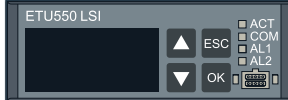
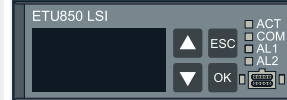
























3VA Molded Case Circuit Breakers **NEW**

General data

Protection system

Description of functions

2

	Thermal-magnetic TM 2-series	Electronic ETU 3-series	Electronic with display ETU 5-series	Electronic with display and metering function – ETU 8-series
Protection				
Trip units	 <p>I201_19004</p> <p>Line protection: TM210, TM220, TM240 Starter protection: TM120M</p>	 <p>I201_18828</p> <p>Line protection: ETU320, ETU330, ETU340, ETU350 Starter protection: ETU310M Motor protection: ETU350M</p>	 <p>I201_18480</p> <p>Line protection: ETU550, ETU560</p>	 <p>I201_18482</p> <p>Line protection: ETU850, ETU860 Motor protection: ETU860M</p>
Integrated functions				
Parameterizing	 <p>Setting and reading the parameters in A</p>	 <p>Setting and reading the parameters in A and s</p>	 <ul style="list-style-type: none"> Setting and reading the parameters via display and communication Fine setting of the parameters Reading the measured values 	 <ul style="list-style-type: none"> Setting and reading the parameters via display and communication Fine setting of the parameters Reading the measured values
Status display	--	 <p>Indicating the ETU status via LEDs</p>	 <p>Indicating the ETU status via LEDs</p>	 <p>Indicating the ETU status via LEDs</p>
Interface	--	 <p>Interface for test devices</p>	 <p>Interface for test devices</p>	 <p>Interface for test devices</p>
Metering function	--	--	--	Metering function integrated
Optional expansions				
	--	--	 <p>24 V module for continuous power supply (also without primary current through the molded case circuit breaker)</p>	 <p>24 V module for continuous power supply (also without primary current through the molded case circuit breaker)</p>
	--	 <p>EFB300 external function box for connecting to the ETU</p>	 <p>EFB300 external function box for connecting to the ETU</p>	 <p>EFB300 external function box for connecting to the ETU</p>
	--	--	 <p>COM060 communication module</p>	 <p>COM060 communication module</p>
	--	--	 <p>COM800/COM100 breaker data server Interface to</p> <ul style="list-style-type: none"> PROFIBUS PROFINET Modbus RTU Ethernet (Modbus TCP) 	 <p>COM800/COM100 breaker data server Interface to</p> <ul style="list-style-type: none"> PROFIBUS PROFINET Modbus RTU Ethernet (Modbus TCP)
	--	--	 <p>DSP800 external display for installing in the cubicle door</p>	 <p>DSP800 external display for installing in the cubicle door</p>
	--	 <p>TD300/TD500 test device</p>	 <p>TD300/TD500 test device</p>	 <p>TD300/TD500 test device</p>

Protection functions of the 3VA1 molded case circuit breakers with thermal-magnetic trip unit

	TM120M AM	TM210 FTFM	TM220 ATFM	TM240 ATAM
Protection				
Starter protection	✓	--	--	--
Line protection	--	✓	✓	✓
Version available with				
1-pole and 2-pole breakers	--	✓	--	--
3-pole breaker	✓	✓	✓	✓
4-pole breaker	--	✓	✓	✓
Available protection parameters				
I_r adjustable	--	--	✓	✓
I_i adjustable	✓	--	--	✓
I_r fixed	--	✓	--	--
I_i fixed	--	✓	✓	--
$I_N^{1)}$	--	✓	✓	✓

1) 3VA10 only without N protection
 3VA11 without, 50 % or 100 % N protection
 50 % N protection from $I_n \geq 100$ A and only in size 160 A

Protection functions of the 3VA2 with electronic trip unit

	ETU310M I	ETU320 LI	ETU330 LIG	ETU340 ELISA®	ETU350 LSI	ETU350M LSI	ETU550 LSI	ETU560 LSIG	ETU850 LSI	ETU860 LSIG	ETU860M LSIG
Protection											
Starter protection	✓	--	--	--	--	--	--	--	--	--	--
Motor protection	--	--	--	--	--	✓	--	--	--	--	✓
Line protection	--	✓	✓	✓	✓	--	✓	✓	✓	✓	--
Generator protection	--	✓	✓	--	✓	--	✓	✓	✓	✓	--
Version available with											
3-pole without external neutral conductor transformer	✓	✓	✓	✓	✓	✓	--	--	--	--	✓
3-pole with external neutral conductor transformer	--	--	--	--	--	--	✓	✓	✓	✓	--
4-pole with protected neutral conductor	--	✓	✓	✓	✓	--	✓	✓	✓	✓	--
Available protection parameters											
Characteristic in L range	I^2t	I^2t	I^2t	I^4t	I^2t	I^2t	I^2t	I^2t	I^2t	I^2t	I^2t
I_r	--	✓	✓	✓	✓	✓	✓	✓	✓	✓	✓
t_r at $6 \times I_r$	--	✓	✓	--	✓	--	✓	✓	✓	✓	--
t_c	--	--	--	--	--	✓	--	--	--	--	✓
t_p	--	--	--	--	--	--	--	--	--	--	✓
Thermal image	✓	✓	✓	✓	✓	✓	✓	✓	✓	✓	✓
Thermal image can be switched on/off	--	--	--	--	--	--	✓	✓	✓	✓	--
I_{sd}	--	--	--	--	✓	✓	✓	✓	✓	✓	✓
t_{sd} at $8 \times I_r$	--	--	--	--	✓	✓	✓	✓	✓	✓	✓
Characteristic in S range: I^2t_{sd}	--	--	--	--	✓	--	✓	✓	✓	✓	--
Characteristic in S range: selectable I^2t_{sd} / t_{sd}	--	--	--	--	--	--	✓	✓	✓	✓	--
I_i	✓	✓	✓	✓	✓	✓	✓	✓	✓	✓	✓
$I_N^{1)}$	--	✓	✓	✓	✓	--	✓	✓	✓	✓	--
I_g	--	--	✓	--	--	--	--	✓	--	✓	✓
t_g at $2 \times I_g$	--	--	✓	--	--	--	--	✓	--	✓	✓
Characteristic in G range: I^2t_g	--	--	✓	--	--	--	--	✓	--	✓	✓
Characteristic in G range: selectable I^2t_g / t_g	--	--	✓	--	--	--	--	✓	--	✓	✓
Ground-fault alarm function	--	--	--	--	--	--	--	✓	--	✓	✓
Blocking protection	--	--	--	--	--	--	--	--	--	--	✓
ZSI in combination with an EFB external function box	--	✓	✓	✓	✓	✓	✓	✓	✓	✓	✓
Features and options											
Setting by rotary switch	✓	✓	✓	✓	✓	✓	--	--	--	--	--
Setting by ETU display	--	--	--	--	--	--	✓	✓	✓	✓	✓
Data shown on ETU display	--	--	--	--	--	--	✓	✓	✓	✓	✓
Metering function	--	--	--	--	--	--	--	--	✓	✓	✓
Communication option	--	--	--	--	--	--	✓	✓	✓	✓	✓
Front interface	✓	✓	✓	✓	✓	✓	✓	✓	✓	✓	✓

1) Available in a version with external current transformer for N conductor or 4-pole breaker

✓ Available -- Not available

Molded Case Circuit Breakers

3VA1 Molded Case Circuit Breakers up to 250 A, IEC **NEW**

Line protection

Selection and ordering data

PU (UNIT, SET, M) = 1

PS*/P. unit = 1 unit

PG = 1CB



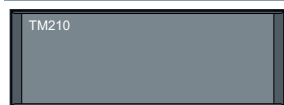
Connection technology	Type	Rated current I_n	Current setting of the inverse-time delayed overload protection "L" I_r	Operating current of the instantaneous short-circuit protection "I" I_i	DT
		A	A	A	

I_{cu} up to 25 kA at 240 V, low breaking capacity N N

See "Overview", p. 2/6 and 2/7

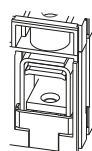
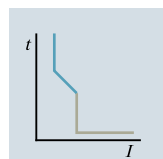
Article No. Basic price per PU
www.siemens.com/product?ArticleNo.

1-pole, fixed-mounted, 3VA11, up to 160 A Thermal-magnetic trip unit



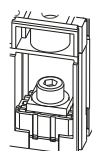
Line protection, 1-pole, TM210 FTFM

With fixed overload protection I_r and fixed short-circuit protection I_i



Connection with box terminal

3VA11	I_n	I_r	I_i	Article No.
3VA11	16	16	320	3VA1196-3ED16-0AA0
	20	20	320	3VA1120-3ED16-0AA0
	25	25	320	3VA1125-3ED16-0AA0
	32	32	320	3VA1132-3ED16-0AA0
	40	40	400	3VA1140-3ED16-0AA0
	50	50	500	3VA1150-3ED16-0AA0
	63	63	630	3VA1163-3ED16-0AA0
	80	80	800	3VA1180-3ED16-0AA0
	100	100	1000	3VA1110-3ED16-0AA0
	125	125	1250	3VA1112-3ED16-0AA0
	160	160	1600	3VA1116-3ED16-0AA0



Connection with lug terminal

3VA11	I_n	I_r	I_i	Article No.
3VA11	16	16	320	3VA1196-3ED12-0AA0
	20	20	320	3VA1120-3ED12-0AA0
	25	25	320	3VA1125-3ED12-0AA0
	32	32	320	3VA1132-3ED12-0AA0
	40	40	400	3VA1140-3ED12-0AA0
	50	50	500	3VA1150-3ED12-0AA0
	63	63	630	3VA1163-3ED12-0AA0
	80	80	800	3VA1180-3ED12-0AA0
	100	100	1000	3VA1110-3ED12-0AA0
	125	125	1250	3VA1112-3ED12-0AA0
	160	160	1600	3VA1116-3ED12-0AA0

PU (UNIT, SET, M) = 1

PS*/P. unit = 1 unit

PG = 1CB

Rated current I_n	DT	I_{cu} to 36 kA at 240 V, standard breaking capacity S See "Overview", p. 2/6 and 2/7	(S)
A		Article No. www.siemens.com/ product?Article No.	Basic price per PU

Line protection, 1-pole, TM210 FTFMWith fixed overload protection I_r and fixed short-circuit protection I_s **Connection with box terminal**

16	3VA1196-4ED16-0AA0
20	3VA1120-4ED16-0AA0
25	3VA1125-4ED16-0AA0
32	3VA1132-4ED16-0AA0
40	3VA1140-4ED16-0AA0
50	3VA1150-4ED16-0AA0
63	3VA1163-4ED16-0AA0
80	3VA1180-4ED16-0AA0
100 ¹⁾	3VA1110-4ED16-0AA0
125 ¹⁾	3VA1112-4ED16-0AA0
160 ¹⁾	3VA1116-4ED16-0AA0

Connection with lug terminal

16	3VA1196-4ED12-0AA0
20	3VA1120-4ED12-0AA0
25	3VA1125-4ED12-0AA0
32	3VA1132-4ED12-0AA0
40	3VA1140-4ED12-0AA0
50	3VA1150-4ED12-0AA0
63	3VA1163-4ED12-0AA0
80	3VA1180-4ED12-0AA0
100 ¹⁾	3VA1110-4ED12-0AA0
125 ¹⁾	3VA1112-4ED12-0AA0
160 ¹⁾	3VA1116-4ED12-0AA0

¹⁾ Start of delivery scheduled for 4th quarter 2015

Molded Case Circuit Breakers

3VA1 Molded Case Circuit Breakers up to 250 A, IEC **NEW**



Line protection

PU (UNIT, SET, M) = 1

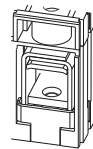
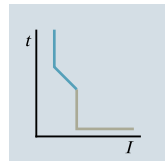

PS*/P. unit = 1 unit

PG = 1CB

2

	Connection technology	Type	Rated current I_n	Current setting of the inverse-time delayed overload protection "L" I_r	Operating current of the instantaneous short-circuit protection "I" I_i	DT	I_{cu} up to 25 kA at 415 V, low breaking capacity N See "Overview", p. 2/6 and 2/7		Article No. www.siemens.com/product?Article No.	Basic price per PU
			A	A	A					

2-pole, fixed-mounted, 3VA11, up to 160 A Thermal-magnetic trip unit

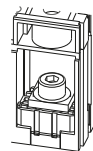


Line protection, 2-pole, TM210 FTFM

With fixed overload protection I_r and fixed short-circuit protection I_i

Connection with box terminal

3VA11	I_n	I_r	I_i	Article No.
16	16	16	320	3VA1196-3ED26-0AA0
	20	20	320	3VA1120-3ED26-0AA0
	25	25	320	3VA1125-3ED26-0AA0
	32	32	320	3VA1132-3ED26-0AA0
40	40	40	400	3VA1140-3ED26-0AA0
	50	50	500	3VA1150-3ED26-0AA0
	63	63	630	3VA1163-3ED26-0AA0
	80	80	800	3VA1180-3ED26-0AA0
100	100	100	1000	3VA1110-3ED26-0AA0
	125	125	1250	3VA1112-3ED26-0AA0
	160	160	1600	3VA1116-3ED26-0AA0



Connection with lug terminal

3VA11	I_n	I_r	I_i	Article No.
16	16	16	320	3VA1196-3ED22-0AA0
	20	20	320	3VA1120-3ED22-0AA0
	25	25	320	3VA1125-3ED22-0AA0
	32	32	320	3VA1132-3ED22-0AA0
40	40	40	400	3VA1140-3ED22-0AA0
	50	50	500	3VA1150-3ED22-0AA0
	63	63	630	3VA1163-3ED22-0AA0
	80	80	800	3VA1180-3ED22-0AA0
100	100	100	1000	3VA1110-3ED22-0AA0
	125	125	1250	3VA1112-3ED22-0AA0
	160	160	1600	3VA1116-3ED22-0AA0

PU (UNIT, SET, M) = 1

PS*/P. unit = 1 unit

PG = 1CB

Rated current I_n	DT	I_{cu} to 36 kA at 415 V, standard breaking capacity S  See "Overview", p. 2/6 and 2/7
		Article No. Basic price www.siemens.com/ product?Article No. per PU
A		

Line protection, 2-pole, TM210 FTFMWith fixed overload protection I_r and fixed short-circuit protection I_i **Connection with box terminal**

16	3VA1196-4ED26-0AA0
20	3VA1120-4ED26-0AA0
25	3VA1125-4ED26-0AA0
32	3VA1132-4ED26-0AA0
40	3VA1140-4ED26-0AA0
50	3VA1150-4ED26-0AA0
63	3VA1163-4ED26-0AA0
80	3VA1180-4ED26-0AA0
100 ¹⁾	3VA1110-4ED26-0AA0
125 ¹⁾	3VA1112-4ED26-0AA0
160 ¹⁾	3VA1116-4ED26-0AA0

Connection with lug terminal

16	3VA1196-4ED22-0AA0
20	3VA1120-4ED22-0AA0
25	3VA1125-4ED22-0AA0
32	3VA1132-4ED22-0AA0
40	3VA1140-4ED22-0AA0
50	3VA1150-4ED22-0AA0
63	3VA1163-4ED22-0AA0
80	3VA1180-4ED22-0AA0
100 ¹⁾	3VA1110-4ED22-0AA0
125 ¹⁾	3VA1112-4ED22-0AA0
160 ¹⁾	3VA1116-4ED22-0AA0

¹⁾ Start of delivery scheduled for 4th quarter 2015

Molded Case Circuit Breakers

3VA1 Molded Case Circuit Breakers up to 250 A, IEC **NEW**

Line protection

PU (UNIT, SET, M) = 1

PS*/P. unit = 1 unit

PG = 1CB

2



Connection technology

Type

Rated current I_n
A

Current setting of the inverse-time delayed overload protection "L" I_r
A

Operating current of the instantaneous short-circuit protection "I" I_i
A


DT

I_{cu} up to 16 kA at 415 V, very low breaking capacity B
See "Overview", p. 2/6 and 2/7

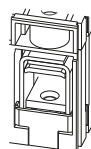
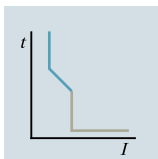
Article No.
[www.siemens.com/product?Article No.](http://www.siemens.com/product?ArticleNo.)

Basic price per PU

3-pole, fixed-mounted, 3VA10, up to 100 A Thermal-magnetic trip unit



1201_19027

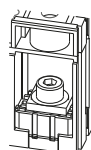


Line protection, TM210 FTFM

With fixed overload protection I_r and fixed short-circuit protection I_i

Connection with box terminal

3VA10	I_n	I_r	I_i	Article No.
3VA10	16	16	320	3VA1096-2ED36-0AA0
	20	20	320	3VA1020-2ED36-0AA0
	25	25	320	3VA1025-2ED36-0AA0
	32	32	320	3VA1032-2ED36-0AA0
3VA10	40	40	400	3VA1040-2ED36-0AA0
	50	50	500	3VA1050-2ED36-0AA0
	63	63	630	3VA1063-2ED36-0AA0
	80	80	800	3VA1080-2ED36-0AA0
	100	100	1000	3VA1010-2ED36-0AA0



Connection with lug terminal

3VA10	I_n	I_r	I_i	Article No.
3VA10	16	16	320	3VA1096-2ED32-0AA0
	20	20	320	3VA1020-2ED32-0AA0
	25	25	320	3VA1025-2ED32-0AA0
	32	32	320	3VA1032-2ED32-0AA0
3VA10	40	40	400	3VA1040-2ED32-0AA0
	50	50	500	3VA1050-2ED32-0AA0
	63	63	630	3VA1063-2ED32-0AA0
	80	80	800	3VA1080-2ED32-0AA0
	100	100	1000	3VA1010-2ED32-0AA0

PU (UNIT, SET, M) = 1

PS*/P. unit = 1 unit

PG = 1CB

Rated current I_n	DT	I_{cu} up to 25 kA at 415 V, low breaking capacity N See "Overview", p. 2/6 and 2/7	DT	I_{cu} to 36 kA at 415 V, standard breaking capacity S See "Overview", p. 2/6 and 2/7
A		Article No. www.siemens.com/ product?Article No.		Article No. www.siemens.com/ product?Article No.
		Basic price per PU		Basic price per PU

Line protection, TM210 FTFMWith fixed overload protection I_r and fixed short-circuit protection I_s **Connection with box terminal**

16	3VA1096-3ED36-0AA0	3VA1096-4ED36-0AA0
20	3VA1020-3ED36-0AA0	3VA1020-4ED36-0AA0
25	3VA1025-3ED36-0AA0	3VA1025-4ED36-0AA0
32	3VA1032-3ED36-0AA0	3VA1032-4ED36-0AA0
40	3VA1040-3ED36-0AA0	3VA1040-4ED36-0AA0
50	3VA1050-3ED36-0AA0	3VA1050-4ED36-0AA0
63	3VA1063-3ED36-0AA0	3VA1063-4ED36-0AA0
80	3VA1080-3ED36-0AA0	3VA1080-4ED36-0AA0
100	3VA1010-3ED36-0AA0	3VA1010-4ED36-0AA0

Connection with lug terminal

16	3VA1096-3ED32-0AA0	3VA1096-4ED32-0AA0
20	3VA1020-3ED32-0AA0	3VA1020-4ED32-0AA0
25	3VA1025-3ED32-0AA0	3VA1025-4ED32-0AA0
32	3VA1032-3ED32-0AA0	3VA1032-4ED32-0AA0
40	3VA1040-3ED32-0AA0	3VA1040-4ED32-0AA0
50	3VA1050-3ED32-0AA0	3VA1050-4ED32-0AA0
63	3VA1063-3ED32-0AA0	3VA1063-4ED32-0AA0
80	3VA1080-3ED32-0AA0	3VA1080-4ED32-0AA0
100	3VA1010-3ED32-0AA0	3VA1010-4ED32-0AA0

Molded Case Circuit Breakers

3VA1 Molded Case Circuit Breakers up to 250 A, IEC **NEW**

Line protection

PU (UNIT, SET, M) = 1

PS*/P. unit = 1 unit

PG = 1CB



Connection technology

Type

Rated current
 I_n

Current setting of the inverse-time delayed overload protection "L"
 I_r

Operating current of the instantaneous short-circuit protection "I"
 I_i

DT

I_{cu} up to 25 kA at 415 V, low breaking capacity N
See "Overview", p. 2/6 and 2/7

(N)

Article No.
www.siemens.com/product?ArticleNo.


Basic price per PU

A

A

A

3-pole, fixed-mounted, 3VA11, up to 160 A Thermal-magnetic trip unit



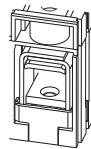
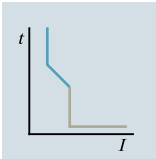
1201_19027

Line protection, TM210 FTFM

With fixed overload protection I_r and fixed short-circuit protection I_i

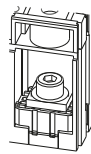
Connection with box terminal

3VA11	I_n	I_r	I_i	Article No.
16	16	16	320	3VA1196-3ED36-0AA0
	20	20	320	3VA1120-3ED36-0AA0
	25	25	320	3VA1125-3ED36-0AA0
	32	32	320	3VA1132-3ED36-0AA0
40	40	40	400	3VA1140-3ED36-0AA0
	50	50	500	3VA1150-3ED36-0AA0
	63	63	630	3VA1163-3ED36-0AA0
	80	80	800	3VA1180-3ED36-0AA0
100	100	100	1000	3VA1110-3ED36-0AA0
	125	125	1250	3VA1112-3ED36-0AA0
	160	160	1600	3VA1116-3ED36-0AA0



Connection with lug terminal

3VA11	I_n	I_r	I_i	Article No.
16	16	16	320	3VA1196-3ED32-0AA0
	20	20	320	3VA1120-3ED32-0AA0
	25	25	320	3VA1125-3ED32-0AA0
	32	32	320	3VA1132-3ED32-0AA0
40	40	40	400	3VA1140-3ED32-0AA0
	50	50	500	3VA1150-3ED32-0AA0
	63	63	630	3VA1163-3ED32-0AA0
	80	80	800	3VA1180-3ED32-0AA0
100	100	100	1000	3VA1110-3ED32-0AA0
	125	125	1250	3VA1112-3ED32-0AA0
	160	160	1600	3VA1116-3ED32-0AA0



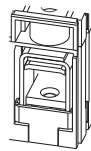
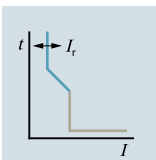
1201_19028

Line protection, TM220 ATFM

With adjustable overload protection I_r and fixed short-circuit protection I_i

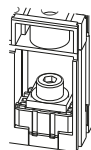
Connection with box terminal

3VA11	I_n	I_r	I_i	Article No.
16	16	11 ... 16	320	3VA1196-3EE36-0AA0
	20	14 ... 20	320	3VA1120-3EE36-0AA0
	25	18 ... 25	320	3VA1125-3EE36-0AA0
	32	22 ... 32	320	3VA1132-3EE36-0AA0
40	40	28 ... 40	400	3VA1140-3EE36-0AA0
	50	35 ... 50	500	3VA1150-3EE36-0AA0
	63	44 ... 63	630	3VA1163-3EE36-0AA0
	80	56 ... 80	800	3VA1180-3EE36-0AA0
100	100	70 ... 100	1000	3VA1110-3EE36-0AA0
	125	88 ... 125	1250	3VA1112-3EE36-0AA0
	160	112 ... 160	1600	3VA1116-3EE36-0AA0



Connection with lug terminal

3VA11	I_n	I_r	I_i	Article No.
16	16	11 ... 16	320	3VA1196-3EE32-0AA0
	20	14 ... 20	320	3VA1120-3EE32-0AA0
	25	18 ... 25	320	3VA1125-3EE32-0AA0
	32	22 ... 32	320	3VA1132-3EE32-0AA0
40	40	28 ... 40	400	3VA1140-3EE32-0AA0
	50	35 ... 50	500	3VA1150-3EE32-0AA0
	63	44 ... 63	630	3VA1163-3EE32-0AA0
	80	56 ... 80	800	3VA1180-3EE32-0AA0
100	100	70 ... 100	1000	3VA1110-3EE32-0AA0
	125	88 ... 125	1250	3VA1112-3EE32-0AA0
	160	112 ... 160	1600	3VA1116-3EE32-0AA0



Molded Case Circuit Breakers

NEW 3VA1 Molded Case Circuit Breakers up to 250 A, IEC

Line protection

PU (UNIT, SET, M) = 1

PS*/P. unit = 1 unit

PG = 1CB

2

Rated current I_n	DT	I_{cu} to 36 kA at 415 V, standard breaking capacity S See "Overview", p. 2/6 and 2/7	Basic price per PU	DT	I_{cu} up to 55 kA at 415 V, medium breaking capacity M See "Overview", p. 2/6 and 2/7	Basic price per PU	DT	I_{cu} up to 70 kA at 415 V, high breaking capacity H See "Overview", p. 2/6 and 2/7	Basic price per PU
A		Article No. www.siemens.com/ product?Article No.		Article No. www.siemens.com/ product?Article No.		Article No. www.siemens.com/ product?Article No.			

Line protection, TM210 FTFM

With fixed overload protection I_r and fixed short-circuit protection I_f

Connection with box terminal

16	3VA1196-4ED36-0AA0	3VA1196-5ED36-0AA0	3VA1196-6ED36-0AA0
20	3VA1120-4ED36-0AA0	3VA1120-5ED36-0AA0	3VA1120-6ED36-0AA0
25	3VA1125-4ED36-0AA0	3VA1125-5ED36-0AA0	3VA1125-6ED36-0AA0
32	3VA1132-4ED36-0AA0	3VA1132-5ED36-0AA0	3VA1132-6ED36-0AA0
40	3VA1140-4ED36-0AA0	3VA1140-5ED36-0AA0	3VA1140-6ED36-0AA0
50	3VA1150-4ED36-0AA0	3VA1150-5ED36-0AA0	3VA1150-6ED36-0AA0
63	3VA1163-4ED36-0AA0	3VA1163-5ED36-0AA0	3VA1163-6ED36-0AA0
80	3VA1180-4ED36-0AA0	3VA1180-5ED36-0AA0	3VA1180-6ED36-0AA0
100	3VA1110-4ED36-0AA0	3VA1110-5ED36-0AA0	3VA1110-6ED36-0AA0
125	3VA1112-4ED36-0AA0	3VA1112-5ED36-0AA0	3VA1112-6ED36-0AA0
160	3VA1116-4ED36-0AA0	3VA1116-5ED36-0AA0	3VA1116-6ED36-0AA0

Connection with lug terminal

16	3VA1196-4ED32-0AA0	3VA1196-5ED32-0AA0	3VA1196-6ED32-0AA0
20	3VA1120-4ED32-0AA0	3VA1120-5ED32-0AA0	3VA1120-6ED32-0AA0
25	3VA1125-4ED32-0AA0	3VA1125-5ED32-0AA0	3VA1125-6ED32-0AA0
32	3VA1132-4ED32-0AA0	3VA1132-5ED32-0AA0	3VA1132-6ED32-0AA0
40	3VA1140-4ED32-0AA0	3VA1140-5ED32-0AA0	3VA1140-6ED32-0AA0
50	3VA1150-4ED32-0AA0	3VA1150-5ED32-0AA0	3VA1150-6ED32-0AA0
63	3VA1163-4ED32-0AA0	3VA1163-5ED32-0AA0	3VA1163-6ED32-0AA0
80	3VA1180-4ED32-0AA0	3VA1180-5ED32-0AA0	3VA1180-6ED32-0AA0
100	3VA1110-4ED32-0AA0	3VA1110-5ED32-0AA0	3VA1110-6ED32-0AA0
125	3VA1112-4ED32-0AA0	3VA1112-5ED32-0AA0	3VA1112-6ED32-0AA0
160	3VA1116-4ED32-0AA0	3VA1116-5ED32-0AA0	3VA1116-6ED32-0AA0

Line protection, TM220 ATFM

With adjustable overload protection I_r and fixed short-circuit protection I_f

Connection with box terminal

16	3VA1196-4EE36-0AA0	3VA1196-5EE36-0AA0	3VA1196-6EE36-0AA0
20	3VA1120-4EE36-0AA0	3VA1120-5EE36-0AA0	3VA1120-6EE36-0AA0
25	3VA1125-4EE36-0AA0	3VA1125-5EE36-0AA0	3VA1125-6EE36-0AA0
32	3VA1132-4EE36-0AA0	3VA1132-5EE36-0AA0	3VA1132-6EE36-0AA0
40	3VA1140-4EE36-0AA0	3VA1140-5EE36-0AA0	3VA1140-6EE36-0AA0
50	3VA1150-4EE36-0AA0	3VA1150-5EE36-0AA0	3VA1150-6EE36-0AA0
63	3VA1163-4EE36-0AA0	3VA1163-5EE36-0AA0	3VA1163-6EE36-0AA0
80	3VA1180-4EE36-0AA0	3VA1180-5EE36-0AA0	3VA1180-6EE36-0AA0
100	3VA1110-4EE36-0AA0	3VA1110-5EE36-0AA0	3VA1110-6EE36-0AA0
125	3VA1112-4EE36-0AA0	3VA1112-5EE36-0AA0	3VA1112-6EE36-0AA0
160	3VA1116-4EE36-0AA0	3VA1116-5EE36-0AA0	3VA1116-6EE36-0AA0

Connection with lug terminal

16	3VA1196-4EE32-0AA0	3VA1196-5EE32-0AA0	3VA1196-6EE32-0AA0
20	3VA1120-4EE32-0AA0	3VA1120-5EE32-0AA0	3VA1120-6EE32-0AA0
25	3VA1125-4EE32-0AA0	3VA1125-5EE32-0AA0	3VA1125-6EE32-0AA0
32	3VA1132-4EE32-0AA0	3VA1132-5EE32-0AA0	3VA1132-6EE32-0AA0
40	3VA1140-4EE32-0AA0	3VA1140-5EE32-0AA0	3VA1140-6EE32-0AA0
50	3VA1150-4EE32-0AA0	3VA1150-5EE32-0AA0	3VA1150-6EE32-0AA0
63	3VA1163-4EE32-0AA0	3VA1163-5EE32-0AA0	3VA1163-6EE32-0AA0
80	3VA1180-4EE32-0AA0	3VA1180-5EE32-0AA0	3VA1180-6EE32-0AA0
100	3VA1110-4EE32-0AA0	3VA1110-5EE32-0AA0	3VA1110-6EE32-0AA0
125	3VA1112-4EE32-0AA0	3VA1112-5EE32-0AA0	3VA1112-6EE32-0AA0
160	3VA1116-4EE32-0AA0	3VA1116-5EE32-0AA0	3VA1116-6EE32-0AA0

* You can order this quantity or a multiple thereof.

Molded Case Circuit Breakers

3VA1 Molded Case Circuit Breakers up to 250 A, IEC **NEW**

Line protection

PU (UNIT, SET, M) = 1

PS*/P. unit = 1 unit

PG = 1CB

2



Connection technology

Type

Rated current I_n
A

Current setting of the inverse-time delayed overload protection "L" I_r
A

Operating current of the instantaneous short-circuit protection "I" I_i
A

DT

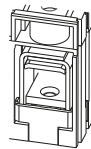
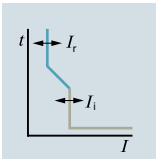
I_{cu} up to 25 kA at 415 V, low breaking capacity N
See "Overview", p. 2/6 and 2/7

Article No. Basic price per PU
www.siemens.com/product?ArticleNo.

3-pole, fixed-mounted, 3VA11/3VA12, up to 250 A Thermal-magnetic trip unit



1201_19035

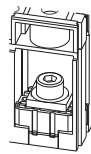


Line protection, TM240 ATAM

With adjustable overload protection I_r and adjustable short-circuit protection I_i

Connection with box terminal

3VA11	16	11 ... 16	160 ... 320	3VA1196-3EF36-0AA0
	20	14 ... 20	160 ... 320	3VA1120-3EF36-0AA0
	25	18 ... 25	160 ... 320	3VA1125-3EF36-0AA0
	32	16 ... 32	160 ... 320	3VA1132-3EF36-0AA0
	40	28 ... 40	200 ... 400	3VA1140-3EF36-0AA0
	50	35 ... 50	250 ... 500	3VA1150-3EF36-0AA0
	63	44 ... 63	315 ... 630	3VA1163-3EF36-0AA0
	80	56 ... 80	400 ... 800	3VA1180-3EF36-0AA0
	100	70 ... 100	500 ... 1000	3VA1110-3EF36-0AA0
	125	88 ... 125	625 ... 1250	3VA1112-3EF36-0AA0
	160	112 ... 160	800 ... 1600	3VA1116-3EF36-0AA0



Connection with lug terminal

3VA11	16	11 ... 16	160 ... 320	3VA1196-3EF32-0AA0
	20	14 ... 20	160 ... 320	3VA1120-3EF32-0AA0
	25	18 ... 25	160 ... 320	3VA1125-3EF32-0AA0
	32	16 ... 32	160 ... 320	3VA1132-3EF32-0AA0
	40	28 ... 40	200 ... 400	3VA1140-3EF32-0AA0
	50	35 ... 50	250 ... 500	3VA1150-3EF32-0AA0
	63	44 ... 63	315 ... 630	3VA1163-3EF32-0AA0
	80	56 ... 80	400 ... 800	3VA1180-3EF32-0AA0
	100	70 ... 100	500 ... 1000	3VA1110-3EF32-0AA0
	125	88 ... 125	625 ... 1250	3VA1112-3EF32-0AA0
	160	112 ... 160	800 ... 1600	3VA1116-3EF32-0AA0
3VA12	160	112 ... 160	800 ... 1600	--
	200	140 ... 200	1000 ... 2000	--
	250	175 ... 250	1250 ... 2500	--

Molded Case Circuit Breakers

NEW 3VA1 Molded Case Circuit Breakers up to 250 A, IEC

Line protection

PU (UNIT, SET, M) = 1

PS*/P. unit = 1 unit

PG = 1CB

Rated current I_n	DT	I_{cu} to 36 kA at 415 V, standard breaking capacity S S		DT	I_{cu} up to 55 kA at 415 V, medium breaking capacity M M		DT	I_{cu} up to 70 kA at 415 V, high breaking capacity H H	
		Article No. www.siemens.com/ product?Article No.	Basic price per PU		Article No. www.siemens.com/ product?Article No.	Basic price per PU		Article No. www.siemens.com/ product?Article No.	Basic price per PU
A									

Line protection, TM240 ATAMWith adjustable overload protection I_r and adjustable short-circuit protection I_s **Connection with box terminal**

16	3VA1196-4EF36-0AA0	3VA1196-5EF36-0AA0	3VA1196-6EF36-0AA0
20	3VA1120-4EF36-0AA0	3VA1120-5EF36-0AA0	3VA1120-6EF36-0AA0
25	3VA1125-4EF36-0AA0	3VA1125-5EF36-0AA0	3VA1125-6EF36-0AA0
32	3VA1132-4EF36-0AA0	3VA1132-5EF36-0AA0	3VA1132-6EF36-0AA0
40	3VA1140-4EF36-0AA0	3VA1140-5EF36-0AA0	3VA1140-6EF36-0AA0
50	3VA1150-4EF36-0AA0	3VA1150-5EF36-0AA0	3VA1150-6EF36-0AA0
63	3VA1163-4EF36-0AA0	3VA1163-5EF36-0AA0	3VA1163-6EF36-0AA0
80	3VA1180-4EF36-0AA0	3VA1180-5EF36-0AA0	3VA1180-6EF36-0AA0
100	3VA1110-4EF36-0AA0	3VA1110-5EF36-0AA0	3VA1110-6EF36-0AA0
125	3VA1112-4EF36-0AA0	3VA1112-5EF36-0AA0	3VA1112-6EF36-0AA0
160	3VA1116-4EF36-0AA0	3VA1116-5EF36-0AA0	3VA1116-6EF36-0AA0

Connection with lug terminal

16	3VA1196-4EF32-0AA0	3VA1196-5EF32-0AA0	3VA1196-6EF32-0AA0
20	3VA1120-4EF32-0AA0	3VA1120-5EF32-0AA0	3VA1120-6EF32-0AA0
25	3VA1125-4EF32-0AA0	3VA1125-5EF32-0AA0	3VA1125-6EF32-0AA0
32	3VA1132-4EF32-0AA0	3VA1132-5EF32-0AA0	3VA1132-6EF32-0AA0
40	3VA1140-4EF32-0AA0	3VA1140-5EF32-0AA0	3VA1140-6EF32-0AA0
50	3VA1150-4EF32-0AA0	3VA1150-5EF32-0AA0	3VA1150-6EF32-0AA0
63	3VA1163-4EF32-0AA0	3VA1163-5EF32-0AA0	3VA1163-6EF32-0AA0
80	3VA1180-4EF32-0AA0	3VA1180-5EF32-0AA0	3VA1180-6EF32-0AA0
100	3VA1110-4EF32-0AA0	3VA1110-5EF32-0AA0	3VA1110-6EF32-0AA0
125	3VA1112-4EF32-0AA0	3VA1112-5EF32-0AA0	3VA1112-6EF32-0AA0
160	3VA1116-4EF32-0AA0	3VA1116-5EF32-0AA0	3VA1116-6EF32-0AA0
160	3VA1216-4EF32-0AA0	3VA1216-5EF32-0AA0	3VA1216-6EF32-0AA0
200	3VA1220-4EF32-0AA0	3VA1220-5EF32-0AA0	3VA1220-6EF32-0AA0
250	3VA1225-4EF32-0AA0	3VA1225-5EF32-0AA0	3VA1225-6EF32-0AA0

Molded Case Circuit Breakers

3VA1 Molded Case Circuit Breakers up to 250 A, IEC **NEW**

Line protection

PU (UNIT, SET, M) = 1

PS*/P. unit = 1 unit

PG = 1CB

2



Connection technology

Type

Rated current I_n
A

Current setting of the inverse-time delayed overload protection "L" I_r
A

Operating current of the instantaneous short-circuit protection "I" I_i
A

DT

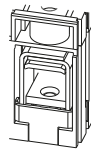
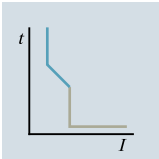
I_{cu} up to 16 kA at 415 V, very low breaking capacity B
See "Overview", p. 2/6 and 2/7

Article No. [www.siemens.com/product?Article No.](http://www.siemens.com/product?ArticleNo.) Basic price per PU

4-pole, fixed-mounted, 3VA10, up to 100 A Thermal-magnetic trip unit



1201_19027

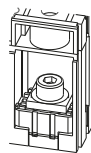


Line protection, TM210 FTFM, without neutral conductor protection

With fixed overload protection I_r and fixed short-circuit protection I_i

Connection with box terminal

3VA10	I_n	I_r	I_i	Article No.
3VA10	16	16	320	3VA1096-2ED46-0AA0
	20	20	320	3VA1020-2ED46-0AA0
	25	25	320	3VA1025-2ED46-0AA0
	32	32	320	3VA1032-2ED46-0AA0
3VA10	40	40	400	3VA1040-2ED46-0AA0
	50	50	500	3VA1050-2ED46-0AA0
	63	63	630	3VA1063-2ED46-0AA0
	80	80	800	3VA1080-2ED46-0AA0
	100	100	1000	3VA1010-2ED46-0AA0



Connection with lug terminal

3VA10	I_n	I_r	I_i	Article No.
3VA10	16	16	320	3VA1096-2ED42-0AA0
	20	20	320	3VA1020-2ED42-0AA0
	25	25	320	3VA1025-2ED42-0AA0
	32	32	320	3VA1032-2ED42-0AA0
3VA10	40	40	400	3VA1040-2ED42-0AA0
	50	50	500	3VA1050-2ED42-0AA0
	63	63	630	3VA1063-2ED42-0AA0
	80	80	800	3VA1080-2ED42-0AA0
	100	100	1000	3VA1010-2ED42-0AA0

PU (UNIT, SET, M) = 1

PS*/P. unit = 1 unit

PG = 1CB

Rated current I_n	DT	I_{cu} up to 25 kA at 415 V, low breaking capacity N See "Overview", p. 2/6 and 2/7	DT	I_{cu} to 36 kA at 415 V, standard breaking capacity S See "Overview", p. 2/6 and 2/7
A		Article No. www.siemens.com/ product?Article No. Basic price per PU		Article No. www.siemens.com/ product?Article No. Basic price per PU

Line protection, TM210 FTFM, without neutral conductor protectionWith fixed overload protection I_r and fixed short-circuit protection I_s **Connection with box terminal**

16	3VA1096-3ED46-0AA0	3VA1096-4ED46-0AA0
20	3VA1020-3ED46-0AA0	3VA1020-4ED46-0AA0
25	3VA1025-3ED46-0AA0	3VA1025-4ED46-0AA0
32	3VA1032-3ED46-0AA0	3VA1032-4ED46-0AA0
40	3VA1040-3ED46-0AA0	3VA1040-4ED46-0AA0
50	3VA1050-3ED46-0AA0	3VA1050-4ED46-0AA0
63	3VA1063-3ED46-0AA0	3VA1063-4ED46-0AA0
80	3VA1080-3ED46-0AA0	3VA1080-4ED46-0AA0
100	3VA1010-3ED46-0AA0	3VA1010-4ED46-0AA0

Connection with lug terminal

16	3VA1096-3ED42-0AA0	3VA1096-4ED42-0AA0
20	3VA1020-3ED42-0AA0	3VA1020-4ED42-0AA0
25	3VA1025-3ED42-0AA0	3VA1025-4ED42-0AA0
32	3VA1032-3ED42-0AA0	3VA1032-4ED42-0AA0
40	3VA1040-3ED42-0AA0	3VA1040-4ED42-0AA0
50	3VA1050-3ED42-0AA0	3VA1050-4ED42-0AA0
63	3VA1063-3ED42-0AA0	3VA1063-4ED42-0AA0
80	3VA1080-3ED42-0AA0	3VA1080-4ED42-0AA0
100	3VA1010-3ED42-0AA0	3VA1010-4ED42-0AA0

Molded Case Circuit Breakers

3VA1 Molded Case Circuit Breakers up to 250 A, IEC **NEW**

Line protection

PU (UNIT, SET, M) = 1

PS*/P. unit = 1 unit

PG = 1CB

2



Connection technology

Type

Rated current I_n

Current setting of the inverse-time delayed overload protection "L" I_r

Operating current of the instantaneous short-circuit protection "I" I_i

DT

I_{cu} up to 25 kA at 415 V, low breaking capacity N
See "Overview", p. 2/6 and 2/7

(N)

Article No. www.siemens.com/product?ArticleNo.


Basic price per PU

A

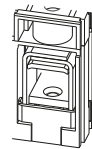
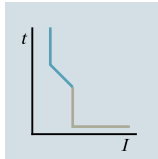
A

A

4-pole, fixed-mounted, 3VA11, up to 160 A Thermal-magnetic trip unit



i201_19027

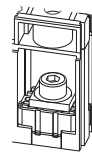


Line protection, TM210 FTFM, without neutral conductor protection

With fixed overload protection I_r and fixed short-circuit protection I_i

Connection with box terminal

3VA11	I_n	I_r	I_i	Article No.
16	16	16	320	3VA1196-3ED46-0AA0
	20	20	320	3VA1120-3ED46-0AA0
	25	25	320	3VA1125-3ED46-0AA0
	32	32	320	3VA1132-3ED46-0AA0
40	40	40	400	3VA1140-3ED46-0AA0
	50	50	500	3VA1150-3ED46-0AA0
	63	63	630	3VA1163-3ED46-0AA0
	80	80	800	3VA1180-3ED46-0AA0
100	100	100	1000	3VA1110-3ED46-0AA0
	125	125	1250	3VA1112-3ED46-0AA0
	160	160	1600	3VA1116-3ED46-0AA0

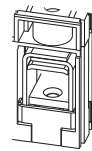
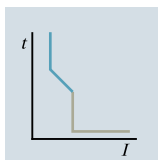


Connection with lug terminal

3VA11	I_n	I_r	I_i	Article No.
16	16	16	320	3VA1196-3ED42-0AA0
	20	20	320	3VA1120-3ED42-0AA0
	25	25	320	3VA1125-3ED42-0AA0
	32	32	320	3VA1132-3ED42-0AA0
40	40	40	400	3VA1140-3ED42-0AA0
	50	50	500	3VA1150-3ED42-0AA0
	63	63	630	3VA1163-3ED42-0AA0
	80	80	800	3VA1180-3ED42-0AA0
100	100	100	1000	3VA1110-3ED42-0AA0
	125	125	1250	3VA1112-3ED42-0AA0
	160	160	1600	3VA1116-3ED42-0AA0



i201_19027

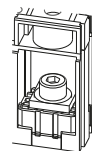


Line protection, TM210 FTFM, 50 % neutral conductor protection

With fixed overload protection I_r and fixed short-circuit protection I_i

Connection with box terminal

3VA11	I_n	I_r	I_i	Article No.
100	100	100	1000	3VA1110-3FD46-0AA0
	125	125	1250	3VA1112-3FD46-0AA0
	160	160	1600	3VA1116-3FD46-0AA0



Connection with lug terminal

3VA11	I_n	I_r	I_i	Article No.
100	100	100	1000	3VA1110-3FD42-0AA0
	125	125	1250	3VA1112-3FD42-0AA0
	160	160	1600	3VA1116-3FD42-0AA0

PU (UNIT, SET, M) = 1

PS*/P. unit = 1 unit

PG = 1CB

Rated current I_n	DT	I_{cu} to 36 kA at 415 V, standard breaking capacity S S		DT	I_{cu} up to 55 kA at 415 V, medium breaking capacity M M		DT	I_{cu} up to 70 kA at 415 V, high breaking capacity H H	
		Article No. www.siemens.com/ product?Article No.	Basic price per PU		Article No. www.siemens.com/ product?Article No.	Basic price per PU		Article No. www.siemens.com/ product?Article No.	Basic price per PU
A									

Line protection, TM210 FTFM, without neutral conductor protectionWith fixed overload protection I_r and fixed short-circuit protection I_f **Connection with box terminal**

16	3VA1196-4ED46-0AA0	3VA1196-5ED46-0AA0	3VA1196-6ED46-0AA0
20	3VA1120-4ED46-0AA0	3VA1120-5ED46-0AA0	3VA1120-6ED46-0AA0
25	3VA1125-4ED46-0AA0	3VA1125-5ED46-0AA0	3VA1125-6ED46-0AA0
32	3VA1132-4ED46-0AA0	3VA1132-5ED46-0AA0	3VA1132-6ED46-0AA0
40	3VA1140-4ED46-0AA0	3VA1140-5ED46-0AA0	3VA1140-6ED46-0AA0
50	3VA1150-4ED46-0AA0	3VA1150-5ED46-0AA0	3VA1150-6ED46-0AA0
63	3VA1163-4ED46-0AA0	3VA1163-5ED46-0AA0	3VA1163-6ED46-0AA0
80	3VA1180-4ED46-0AA0	3VA1180-5ED46-0AA0	3VA1180-6ED46-0AA0
100	3VA1110-4ED46-0AA0	3VA1110-5ED46-0AA0	3VA1110-6ED46-0AA0
125	3VA1112-4ED46-0AA0	3VA1112-5ED46-0AA0	3VA1112-6ED46-0AA0
160	3VA1116-4ED46-0AA0	3VA1116-5ED46-0AA0	3VA1116-6ED46-0AA0

Connection with lug terminal

16	3VA1196-4ED42-0AA0	3VA1196-5ED42-0AA0	3VA1196-6ED42-0AA0
20	3VA1120-4ED42-0AA0	3VA1120-5ED42-0AA0	3VA1120-6ED42-0AA0
25	3VA1125-4ED42-0AA0	3VA1125-5ED42-0AA0	3VA1125-6ED42-0AA0
32	3VA1132-4ED42-0AA0	3VA1132-5ED42-0AA0	3VA1132-6ED42-0AA0
40	3VA1140-4ED42-0AA0	3VA1140-5ED42-0AA0	3VA1140-6ED42-0AA0
50	3VA1150-4ED42-0AA0	3VA1150-5ED42-0AA0	3VA1150-6ED42-0AA0
63	3VA1163-4ED42-0AA0	3VA1163-5ED42-0AA0	3VA1163-6ED42-0AA0
80	3VA1180-4ED42-0AA0	3VA1180-5ED42-0AA0	3VA1180-6ED42-0AA0
100	3VA1110-4ED42-0AA0	3VA1110-5ED42-0AA0	3VA1110-6ED42-0AA0
125	3VA1112-4ED42-0AA0	3VA1112-5ED42-0AA0	3VA1112-6ED42-0AA0
160	3VA1116-4ED42-0AA0	3VA1116-5ED42-0AA0	3VA1116-6ED42-0AA0

Line protection, TM210 FTFM, 50 % neutral conductor protectionWith adjustable overload protection I_r and fixed short-circuit protection I_f **Connection with box terminal**

100	3VA1110-4FD46-0AA0	3VA1110-5FD46-0AA0	3VA1110-6FD46-0AA0
125	3VA1112-4FD46-0AA0	3VA1112-5FD46-0AA0	3VA1112-6FD46-0AA0
160	3VA1116-4FD46-0AA0	3VA1116-5FD46-0AA0	3VA1116-6FD46-0AA0

Connection with lug terminal

100	3VA1110-4FD42-0AA0	3VA1110-5FD42-0AA0	3VA1110-6FD42-0AA0
125	3VA1112-4FD42-0AA0	3VA1112-5FD42-0AA0	3VA1112-6FD42-0AA0
160	3VA1116-4FD42-0AA0	3VA1116-5FD42-0AA0	3VA1116-6FD42-0AA0

Molded Case Circuit Breakers

3VA1 Molded Case Circuit Breakers up to 250 A, IEC **NEW**

Line protection

PU (UNIT, SET, M) = 1

PS*/P. unit = 1 unit

PG = 1CB

2



Connection technology

Type

Rated current I_n

Current setting of the inverse-time delayed overload protection "L" I_r

Operating current of the instantaneous short-circuit protection "I" I_i

DT

I_{cu} up to 25 kA at 415 V, low breaking capacity N
See "Overview", p. 2/6 and 2/7

(N)

Article No. www.siemens.com/product?ArticleNo.


Basic price per PU

A

A

A

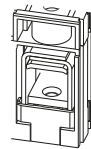
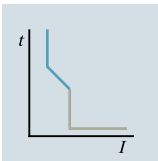
4-pole, fixed-mounted, 3VA11, up to 160 A Thermal-magnetic trip unit



1201_19027

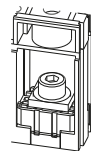
Line protection, TM210 FTFM, 100 % neutral conductor protection

With fixed overload protection I_r and fixed short-circuit protection I_i



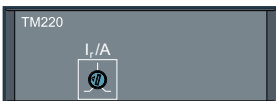
Connection with box terminal

3VA11	I_n	I_r	I_i	Article No.
16	16	16	320	3VA1196-3GD46-0AA0
	20	20	320	3VA1120-3GD46-0AA0
	25	25	320	3VA1125-3GD46-0AA0
	32	32	320	3VA1132-3GD46-0AA0
40	40	40	400	3VA1140-3GD46-0AA0
	50	50	500	3VA1150-3GD46-0AA0
	63	63	630	3VA1163-3GD46-0AA0
	80	80	800	3VA1180-3GD46-0AA0
100	100	100	1000	3VA1110-3GD46-0AA0
	125	125	1250	3VA1112-3GD46-0AA0
	160	160	1600	3VA1116-3GD46-0AA0



Connection with lug terminal

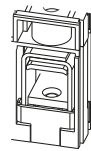
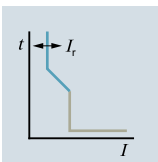
3VA11	I_n	I_r	I_i	Article No.
16	16	16	320	3VA1196-3GD42-0AA0
	20	20	320	3VA1120-3GD42-0AA0
	25	25	320	3VA1125-3GD42-0AA0
	32	32	320	3VA1132-3GD42-0AA0
40	40	40	400	3VA1140-3GD42-0AA0
	50	50	500	3VA1150-3GD42-0AA0
	63	63	630	3VA1163-3GD42-0AA0
	80	80	800	3VA1180-3GD42-0AA0
100	100	100	1000	3VA1110-3GD42-0AA0
	125	125	1250	3VA1112-3GD42-0AA0
	160	160	1600	3VA1116-3GD42-0AA0



1201_19028

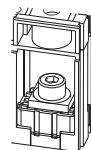
Line protection, TM220 ATFM, without neutral conductor protection

With adjustable overload protection I_r and fixed short-circuit protection I_i



Connection with box terminal

3VA11	I_n	I_r	I_i	Article No.
16	16	11 ... 16	320	3VA1196-3EE46-0AA0
	20	14 ... 20	320	3VA1120-3EE46-0AA0
	25	18 ... 25	320	3VA1125-3EE46-0AA0
	32	22 ... 32	320	3VA1132-3EE46-0AA0
40	40	28 ... 40	400	3VA1140-3EE46-0AA0
	50	35 ... 50	500	3VA1150-3EE46-0AA0
	63	44 ... 63	630	3VA1163-3EE46-0AA0
	80	56 ... 80	800	3VA1180-3EE46-0AA0
100	100	70 ... 100	1000	3VA1110-3EE46-0AA0
	125	88 ... 125	1250	3VA1112-3EE46-0AA0
	160	112 ... 160	1600	3VA1116-3EE46-0AA0



Connection with lug terminal

3VA11	I_n	I_r	I_i	Article No.
16	16	11 ... 16	320	3VA1196-3EE42-0AA0
	20	14 ... 20	320	3VA1120-3EE42-0AA0
	25	18 ... 25	320	3VA1125-3EE42-0AA0
	32	22 ... 32	320	3VA1132-3EE42-0AA0
40	40	28 ... 40	400	3VA1140-3EE42-0AA0
	50	35 ... 50	500	3VA1150-3EE42-0AA0
	63	44 ... 63	630	3VA1163-3EE42-0AA0
	80	56 ... 80	800	3VA1180-3EE42-0AA0
100	100	70 ... 100	1000	3VA1110-3EE42-0AA0
	125	88 ... 125	1250	3VA1112-3EE42-0AA0
	160	112 ... 160	1600	3VA1116-3EE42-0AA0

PU (UNIT, SET, M) = 1

PS*/P. unit = 1 unit

PG = 1CB

Rated current I_n	DT	I_{cu} to 36 kA at 415 V, standard breaking capacity S S		DT	I_{cu} up to 55 kA at 415 V, medium breaking capacity M M		DT	I_{cu} up to 70 kA at 415 V, high breaking capacity H H	
		Article No. www.siemens.com/ product?Article No.	Basic price per PU		Article No. www.siemens.com/ product?Article No.	Basic price per PU		Article No. www.siemens.com/ product?Article No.	Basic price per PU
A									

Line protection, TM210 FTFM, 100 % neutral conductor protectionWith fixed overload protection I_r and fixed short-circuit protection I_f **Connection with box terminal**

16	3VA1196-4GD46-0AA0	3VA1196-5GD46-0AA0	3VA1196-6GD46-0AA0
20	3VA1120-4GD46-0AA0	3VA1120-5GD46-0AA0	3VA1120-6GD46-0AA0
25	3VA1125-4GD46-0AA0	3VA1125-5GD46-0AA0	3VA1125-6GD46-0AA0
32	3VA1132-4GD46-0AA0	3VA1132-5GD46-0AA0	3VA1132-6GD46-0AA0
40	3VA1140-4GD46-0AA0	3VA1140-5GD46-0AA0	3VA1140-6GD46-0AA0
50	3VA1150-4GD46-0AA0	3VA1150-5GD46-0AA0	3VA1150-6GD46-0AA0
63	3VA1163-4GD46-0AA0	3VA1163-5GD46-0AA0	3VA1163-6GD46-0AA0
80	3VA1180-4GD46-0AA0	3VA1180-5GD46-0AA0	3VA1180-6GD46-0AA0
100	3VA1110-4GD46-0AA0	3VA1110-5GD46-0AA0	3VA1110-6GD46-0AA0
125	3VA1112-4GD46-0AA0	3VA1112-5GD46-0AA0	3VA1112-6GD46-0AA0
160	3VA1116-4GD46-0AA0	3VA1116-5GD46-0AA0	3VA1116-6GD46-0AA0

Connection with lug terminal

16	3VA1196-4GD42-0AA0	3VA1196-5GD42-0AA0	3VA1196-6GD42-0AA0
20	3VA1120-4GD42-0AA0	3VA1120-5GD42-0AA0	3VA1120-6GD42-0AA0
25	3VA1125-4GD42-0AA0	3VA1125-5GD42-0AA0	3VA1125-6GD42-0AA0
32	3VA1132-4GD42-0AA0	3VA1132-5GD42-0AA0	3VA1132-6GD42-0AA0
40	3VA1140-4GD42-0AA0	3VA1140-5GD42-0AA0	3VA1140-6GD42-0AA0
50	3VA1150-4GD42-0AA0	3VA1150-5GD42-0AA0	3VA1150-6GD42-0AA0
63	3VA1163-4GD42-0AA0	3VA1163-5GD42-0AA0	3VA1163-6GD42-0AA0
80	3VA1180-4GD42-0AA0	3VA1180-5GD42-0AA0	3VA1180-6GD42-0AA0
100	3VA1110-4GD42-0AA0	3VA1110-5GD42-0AA0	3VA1110-6GD42-0AA0
125	3VA1112-4GD42-0AA0	3VA1112-5GD42-0AA0	3VA1112-6GD42-0AA0
160	3VA1116-4GD42-0AA0	3VA1116-5GD42-0AA0	3VA1116-6GD42-0AA0

Line protection, TM220 ATFM, without neutral conductor protectionWith adjustable overload protection I_r and fixed short-circuit protection I_f **Connection with box terminal**

16	3VA1196-4EE46-0AA0	3VA1196-5EE46-0AA0	3VA1196-6EE46-0AA0
20	3VA1120-4EE46-0AA0	3VA1120-5EE46-0AA0	3VA1120-6EE46-0AA0
25	3VA1125-4EE46-0AA0	3VA1125-5EE46-0AA0	3VA1125-6EE46-0AA0
32	3VA1132-4EE46-0AA0	3VA1132-5EE46-0AA0	3VA1132-6EE46-0AA0
40	3VA1140-4EE46-0AA0	3VA1140-5EE46-0AA0	3VA1140-6EE46-0AA0
50	3VA1150-4EE46-0AA0	3VA1150-5EE46-0AA0	3VA1150-6EE46-0AA0
63	3VA1163-4EE46-0AA0	3VA1163-5EE46-0AA0	3VA1163-6EE46-0AA0
80	3VA1180-4EE46-0AA0	3VA1180-5EE46-0AA0	3VA1180-6EE46-0AA0
100	3VA1110-4EE46-0AA0	3VA1110-5EE46-0AA0	3VA1110-6EE46-0AA0
125	3VA1112-4EE46-0AA0	3VA1112-5EE46-0AA0	3VA1112-6EE46-0AA0
160	3VA1116-4EE46-0AA0	3VA1116-5EE46-0AA0	3VA1116-6EE46-0AA0

Connection with lug terminal

16	3VA1196-4EE42-0AA0	3VA1196-5EE42-0AA0	3VA1196-6EE42-0AA0
20	3VA1120-4EE42-0AA0	3VA1120-5EE42-0AA0	3VA1120-6EE42-0AA0
25	3VA1125-4EE42-0AA0	3VA1125-5EE42-0AA0	3VA1125-6EE42-0AA0
32	3VA1132-4EE42-0AA0	3VA1132-5EE42-0AA0	3VA1132-6EE42-0AA0
40	3VA1140-4EE42-0AA0	3VA1140-5EE42-0AA0	3VA1140-6EE42-0AA0
50	3VA1150-4EE42-0AA0	3VA1150-5EE42-0AA0	3VA1150-6EE42-0AA0
63	3VA1163-4EE42-0AA0	3VA1163-5EE42-0AA0	3VA1163-6EE42-0AA0
80	3VA1180-4EE42-0AA0	3VA1180-5EE42-0AA0	3VA1180-6EE42-0AA0
100	3VA1110-4EE42-0AA0	3VA1110-5EE42-0AA0	3VA1110-6EE42-0AA0
125	3VA1112-4EE42-0AA0	3VA1112-5EE42-0AA0	3VA1112-6EE42-0AA0
160	3VA1116-4EE42-0AA0	3VA1116-5EE42-0AA0	3VA1116-6EE42-0AA0

Molded Case Circuit Breakers

3VA1 Molded Case Circuit Breakers up to 250 A, IEC **NEW**

Line protection

PU (UNIT, SET, M) = 1

PS*/P. unit = 1 unit

PG = 1CB

2



Connection technology

Type

Rated current I_n
A

Current setting of the inverse-time delayed overload protection "L" I_r
A

Operating current of the instantaneous short-circuit protection "I" I_i
A

DT

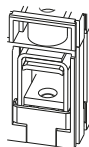
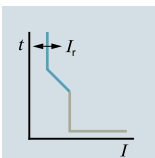
I_{cu} up to 25 kA at 415 V, low breaking capacity N
See "Overview", p. 2/6 and 2/7

Article No. www.siemens.com/product?ArticleNo. Basic price per PU

4-pole, fixed-mounted, 3VA11, up to 160 A Thermal-magnetic trip unit



1201_19028



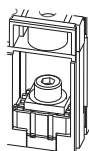
Line protection, TM220 ATFM, 50 % neutral conductor protection

With adjustable overload protection I_r and fixed short-circuit protection I_i

Connection with box terminal

3VA11	Rated current I_n	Overload protection I_r	Short-circuit protection I_i
	100	70 ... 100	1000
	125	88 ... 125	1250
	160	112 ... 160	1600

[3VA1110-3FE46-0AA0](#)
[3VA1112-3FE46-0AA0](#)
[3VA1116-3FE46-0AA0](#)



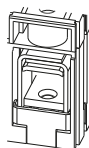
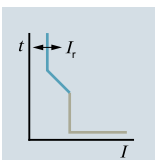
Connection with lug terminal

3VA11	Rated current I_n	Overload protection I_r	Short-circuit protection I_i
	100	70 ... 100	1000
	125	88 ... 125	1250
	160	112 ... 160	1600

[3VA1110-3FE42-0AA0](#)
[3VA1112-3FE42-0AA0](#)
[3VA1116-3FE42-0AA0](#)



1201_19028



Line protection, TM220 ATFM, 100 % neutral conductor protection

With adjustable overload protection I_r and fixed short-circuit protection I_i

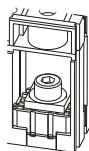
Connection with box terminal

3VA11	Rated current I_n	Overload protection I_r	Short-circuit protection I_i
	16	11 ... 16	320
	20	14 ... 20	320
	25	18 ... 25	320
	32	22 ... 32	320
	40	28 ... 40	400
	50	35 ... 50	500
	63	44 ... 63	630
	80	56 ... 80	800
	100	70 ... 100	1000
	125	88 ... 125	1250
	160	112 ... 160	1600

[3VA1196-3GE46-0AA0](#)
[3VA1120-3GE46-0AA0](#)
[3VA1125-3GE46-0AA0](#)
[3VA1132-3GE46-0AA0](#)

[3VA1140-3GE46-0AA0](#)
[3VA1150-3GE46-0AA0](#)
[3VA1163-3GE46-0AA0](#)
[3VA1180-3GE46-0AA0](#)

[3VA1110-3GE46-0AA0](#)
[3VA1112-3GE46-0AA0](#)
[3VA1116-3GE46-0AA0](#)



Connection with lug terminal

3VA11	Rated current I_n	Overload protection I_r	Short-circuit protection I_i
	16	11 ... 16	320
	20	14 ... 20	320
	25	18 ... 25	320
	32	22 ... 32	320
	40	28 ... 40	400
	50	35 ... 50	500
	63	44 ... 63	630
	80	56 ... 80	800
	100	70 ... 100	1000
	125	88 ... 125	1250
	160	112 ... 160	1600

[3VA1196-3GE42-0AA0](#)
[3VA1120-3GE42-0AA0](#)
[3VA1125-3GE42-0AA0](#)
[3VA1132-3GE42-0AA0](#)

[3VA1140-3GE42-0AA0](#)
[3VA1150-3GE42-0AA0](#)
[3VA1163-3GE42-0AA0](#)
[3VA1180-3GE42-0AA0](#)

[3VA1110-3GE42-0AA0](#)
[3VA1112-3GE42-0AA0](#)
[3VA1116-3GE42-0AA0](#)

PU (UNIT, SET, M) = 1

PS*/P. unit = 1 unit

PG = 1CB

Rated current I_n	DT	I_{cu} to 36 kA at 415 V, standard breaking capacity S See "Overview", p. 2/6 and 2/7	DT	I_{cu} up to 55 kA at 415 V, medium breaking capacity M See "Overview", p. 2/6 and 2/7	DT	I_{cu} up to 70 kA at 415 V, high breaking capacity H See "Overview", p. 2/6 and 2/7
A		Article No. www.siemens.com/ product?Article No. Basic price per PU		Article No. www.siemens.com/ product?Article No. Basic price per PU		Article No. www.siemens.com/ product?Article No. Basic price per PU

Line protection, TM220 ATFM, 50 % neutral conductor protection

With adjustable overload protection I_r and fixed short-circuit protection I_f

	Connection with box terminal		Connection with lug terminal
100	3VA1110-4FE46-0AA0	3VA1110-5FE46-0AA0	3VA1110-6FE46-0AA0
125	3VA1112-4FE46-0AA0	3VA1112-5FE46-0AA0	3VA1112-6FE46-0AA0
160	3VA1116-4FE46-0AA0	3VA1116-5FE46-0AA0	3VA1116-6FE46-0AA0
100	3VA1110-4FE42-0AA0	3VA1110-5FE42-0AA0	3VA1110-6FE42-0AA0
125	3VA1112-4FE42-0AA0	3VA1112-5FE42-0AA0	3VA1112-6FE42-0AA0
160	3VA1116-4FE42-0AA0	3VA1116-5FE42-0AA0	3VA1116-6FE42-0AA0

Line protection, TM220 ATFM, 100 % neutral conductor protection

With adjustable overload protection I_r and fixed short-circuit protection I_f

	Connection with box terminal		Connection with lug terminal
16	3VA1196-4GE46-0AA0	3VA1196-5GE46-0AA0	3VA1196-6GE46-0AA0
20	3VA1120-4GE46-0AA0	3VA1120-5GE46-0AA0	3VA1120-6GE46-0AA0
25	3VA1125-4GE46-0AA0	3VA1125-5GE46-0AA0	3VA1125-6GE46-0AA0
32	3VA1132-4GE46-0AA0	3VA1132-5GE46-0AA0	3VA1132-6GE46-0AA0
40	3VA1140-4GE46-0AA0	3VA1140-5GE46-0AA0	3VA1140-6GE46-0AA0
50	3VA1150-4GE46-0AA0	3VA1150-5GE46-0AA0	3VA1150-6GE46-0AA0
63	3VA1163-4GE46-0AA0	3VA1163-5GE46-0AA0	3VA1163-6GE46-0AA0
80	3VA1180-4GE46-0AA0	3VA1180-5GE46-0AA0	3VA1180-6GE46-0AA0
100	3VA1110-4GE46-0AA0	3VA1110-5GE46-0AA0	3VA1110-6GE46-0AA0
125	3VA1112-4GE46-0AA0	3VA1112-5GE46-0AA0	3VA1112-6GE46-0AA0
160	3VA1116-4GE46-0AA0	3VA1116-5GE46-0AA0	3VA1116-6GE46-0AA0
16	3VA1196-4GE42-0AA0	3VA1196-5GE42-0AA0	3VA1196-6GE42-0AA0
20	3VA1120-4GE42-0AA0	3VA1120-5GE42-0AA0	3VA1120-6GE42-0AA0
25	3VA1125-4GE42-0AA0	3VA1125-5GE42-0AA0	3VA1125-6GE42-0AA0
32	3VA1132-4GE42-0AA0	3VA1132-5GE42-0AA0	3VA1132-6GE42-0AA0
40	3VA1140-4GE42-0AA0	3VA1140-5GE42-0AA0	3VA1140-6GE42-0AA0
50	3VA1150-4GE42-0AA0	3VA1150-5GE42-0AA0	3VA1150-6GE42-0AA0
63	3VA1163-4GE42-0AA0	3VA1163-5GE42-0AA0	3VA1163-6GE42-0AA0
80	3VA1180-4GE42-0AA0	3VA1180-5GE42-0AA0	3VA1180-6GE42-0AA0
100	3VA1110-4GE42-0AA0	3VA1110-5GE42-0AA0	3VA1110-6GE42-0AA0
125	3VA1112-4GE42-0AA0	3VA1112-5GE42-0AA0	3VA1112-6GE42-0AA0
160	3VA1116-4GE42-0AA0	3VA1116-5GE42-0AA0	3VA1116-6GE42-0AA0

Molded Case Circuit Breakers

3VA1 Molded Case Circuit Breakers up to 250 A, IEC **NEW**

Line protection

PU (UNIT, SET, M) = 1

PS*/P. unit = 1 unit

PG = 1CB



Connection technology

Type

Rated current I_n

Current setting of the inverse-time delayed overload protection "L" I_r

Operating current of the instantaneous short-circuit protection "I" I_i

DT

I_{cu} up to 25 kA at 415 V, low breaking capacity N
See "Overview", p. 2/6 and 2/7

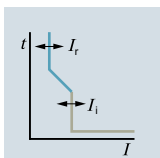
Article No.
www.siemens.com/product?ArticleNo.

Basic price per PU

4-pole, fixed-mounted, 3VA11/3VA12, up to 250 A Thermal-magnetic trip unit



i201_19035

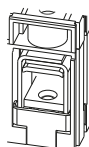


Line protection, TM240 ATAM, without neutral conductor protection

With adjustable overload protection I_r and adjustable short-circuit protection I_i

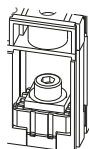
Connection with box terminal

3VA11	I_n	I_r	I_i	Article No.
3VA11	16	11 ... 16	160 ... 320	3VA1196-3EF46-0AA0
	20	14 ... 20	160 ... 320	3VA1120-3EF46-0AA0
	25	18 ... 25	160 ... 320	3VA1125-3EF46-0AA0
	32	16 ... 32	160 ... 320	3VA1132-3EF46-0AA0
	40	28 ... 40	200 ... 400	3VA1140-3EF46-0AA0
	50	35 ... 50	250 ... 500	3VA1150-3EF46-0AA0
	63	44 ... 63	315 ... 630	3VA1163-3EF46-0AA0
	80	56 ... 80	400 ... 800	3VA1180-3EF46-0AA0
3VA11	100	70 ... 100	500 ... 1000	3VA1110-3EF46-0AA0
	125	88 ... 125	625 ... 1250	3VA1112-3EF46-0AA0
	160	112 ... 160	800 ... 1600	3VA1116-3EF46-0AA0
	160	112 ... 160	800 ... 1600	3VA1116-3EF46-0AA0



Connection with lug terminal

3VA11	I_n	I_r	I_i	Article No.
3VA11	16	11 ... 16	160 ... 320	3VA1196-3EF42-0AA0
	20	14 ... 20	160 ... 320	3VA1120-3EF42-0AA0
	25	18 ... 25	160 ... 320	3VA1125-3EF42-0AA0
	32	16 ... 32	160 ... 320	3VA1132-3EF42-0AA0
	40	28 ... 40	200 ... 400	3VA1140-3EF42-0AA0
	50	35 ... 50	250 ... 500	3VA1150-3EF42-0AA0
	63	44 ... 63	315 ... 630	3VA1163-3EF42-0AA0
	80	56 ... 80	400 ... 800	3VA1180-3EF42-0AA0
3VA11	100	70 ... 100	500 ... 1000	3VA1110-3EF42-0AA0
	125	88 ... 125	625 ... 1250	3VA1112-3EF42-0AA0
	160	112 ... 160	800 ... 1600	3VA1116-3EF42-0AA0
	160	112 ... 160	800 ... 1600	3VA1116-3EF42-0AA0
3VA12	160	112 ... 160	800 ... 1600	--
	200	140 ... 200	1000 ... 2000	--
	250	175 ... 250	1250 ... 2500	--

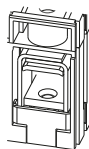


Line protection, TM240 ATAM, 50 % neutral conductor protection

With adjustable overload protection I_r and adjustable short-circuit protection I_i

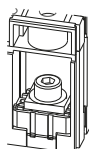
Connection with box terminal

3VA11	I_n	I_r	I_i	Article No.
3VA11	100	70 ... 100	500 ... 1000	3VA1110-3FF46-0AA0
	125	88 ... 125	625 ... 1250	3VA1112-3FF46-0AA0
	160	112 ... 160	800 ... 1600	3VA1116-3FF46-0AA0



Connection with lug terminal

3VA11	I_n	I_r	I_i	Article No.
3VA11	100	70 ... 100	500 ... 1000	3VA1110-3FF42-0AA0
	125	88 ... 125	625 ... 1250	3VA1112-3FF42-0AA0
	160	112 ... 160	800 ... 1600	3VA1116-3FF42-0AA0
3VA12	160	112 ... 160	800 ... 1600	--
	200	140 ... 200	1000 ... 2000	--
	250	175 ... 250	1250 ... 2500	--



PU (UNIT, SET, M) = 1

PS*/P. unit = 1 unit

PG = 1CB

Rated current I_n	DT	I_{cu} to 36 kA at 415 V, standard breaking capacity S S		I_{cu} up to 55 kA at 415 V, medium breaking capacity M M		I_{cu} up to 70 kA at 415 V, high breaking capacity H H	
		See "Overview", p. 2/6 and 2/7		See "Overview", p. 2/6 and 2/7		See "Overview", p. 2/6 and 2/7	
A		Article No. www.siemens.com/ product?Article No.	Basic price per PU	Article No. www.siemens.com/ product?Article No.	Basic price per PU	Article No. www.siemens.com/ product?Article No.	Basic price per PU

Line protection, TM240 ATAM, without neutral conductor protectionWith adjustable overload protection I_r and adjustable short-circuit protection I_i **Connection with box terminal**

16	3VA1196-4EF46-0AA0	3VA1196-5EF46-0AA0	3VA1196-6EF46-0AA0
20	3VA1120-4EF46-0AA0	3VA1120-5EF46-0AA0	3VA1120-6EF46-0AA0
25	3VA1125-4EF46-0AA0	3VA1125-5EF46-0AA0	3VA1125-6EF46-0AA0
32	3VA1132-4EF46-0AA0	3VA1132-5EF46-0AA0	3VA1132-6EF46-0AA0
40	3VA1140-4EF46-0AA0	3VA1140-5EF46-0AA0	3VA1140-6EF46-0AA0
50	3VA1150-4EF46-0AA0	3VA1150-5EF46-0AA0	3VA1150-6EF46-0AA0
63	3VA1163-4EF46-0AA0	3VA1163-5EF46-0AA0	3VA1163-6EF46-0AA0
80	3VA1180-4EF46-0AA0	3VA1180-5EF46-0AA0	3VA1180-6EF46-0AA0
100	3VA1110-4EF46-0AA0	3VA1110-5EF46-0AA0	3VA1110-6EF46-0AA0
125	3VA1112-4EF46-0AA0	3VA1112-5EF46-0AA0	3VA1112-6EF46-0AA0
160	3VA1116-4EF46-0AA0	3VA1116-5EF46-0AA0	3VA1116-6EF46-0AA0

Connection with lug terminal

16	3VA1196-4EF42-0AA0	3VA1196-5EF42-0AA0	3VA1196-6EF42-0AA0
20	3VA1120-4EF42-0AA0	3VA1120-5EF42-0AA0	3VA1120-6EF42-0AA0
25	3VA1125-4EF42-0AA0	3VA1125-5EF42-0AA0	3VA1125-6EF42-0AA0
32	3VA1132-4EF42-0AA0	3VA1132-5EF42-0AA0	3VA1132-6EF42-0AA0
40	3VA1140-4EF42-0AA0	3VA1140-5EF42-0AA0	3VA1140-6EF42-0AA0
50	3VA1150-4EF42-0AA0	3VA1150-5EF42-0AA0	3VA1150-6EF42-0AA0
63	3VA1163-4EF42-0AA0	3VA1163-5EF42-0AA0	3VA1163-6EF42-0AA0
80	3VA1180-4EF42-0AA0	3VA1180-5EF42-0AA0	3VA1180-6EF42-0AA0
100	3VA1110-4EF42-0AA0	3VA1110-5EF42-0AA0	3VA1110-6EF42-0AA0
125	3VA1112-4EF42-0AA0	3VA1112-5EF42-0AA0	3VA1112-6EF42-0AA0
160	3VA1116-4EF42-0AA0	3VA1116-5EF42-0AA0	3VA1116-6EF42-0AA0
160	3VA1216-4EF42-0AA0	3VA1216-5EF42-0AA0	3VA1216-6EF42-0AA0
200	3VA1220-4EF42-0AA0	3VA1220-5EF42-0AA0	3VA1220-6EF42-0AA0
250	3VA1225-4EF42-0AA0	3VA1225-5EF42-0AA0	3VA1225-6EF42-0AA0

Line protection, TM240 ATAM, 50 % neutral conductor protectionWith adjustable overload protection I_r and adjustable short-circuit protection I_i **Connection with box terminal**

100	3VA1110-4FF46-0AA0	3VA1110-5FF46-0AA0	3VA1110-6FF46-0AA0
125	3VA1112-4FF46-0AA0	3VA1112-5FF46-0AA0	3VA1112-6FF46-0AA0
160	3VA1116-4FF46-0AA0	3VA1116-5FF46-0AA0	3VA1116-6FF46-0AA0

Connection with lug terminal

100	3VA1110-4FF42-0AA0	3VA1110-5FF42-0AA0	3VA1110-6FF42-0AA0
125	3VA1112-4FF42-0AA0	3VA1112-5FF42-0AA0	3VA1112-6FF42-0AA0
160	3VA1116-4FF42-0AA0	3VA1116-5FF42-0AA0	3VA1116-6FF42-0AA0
160	3VA1216-4FF42-0AA0	3VA1216-5FF42-0AA0	3VA1216-6FF42-0AA0
200	3VA1220-4FF42-0AA0	3VA1220-5FF42-0AA0	3VA1220-6FF42-0AA0
250	3VA1225-4FF42-0AA0	3VA1225-5FF42-0AA0	3VA1225-6FF42-0AA0

Molded Case Circuit Breakers

3VA1 Molded Case Circuit Breakers up to 250 A, IEC **NEW**

Line protection

PU (UNIT, SET, M) = 1

PS*/P. unit = 1 unit

PG = 1CB

2



Connection technology

Type

Rated current I_n

Current setting of the inverse-time delayed overload protection "L" I_r

Operating current of the instantaneous short-circuit protection "I" I_i

DT

I_{cu} up to 25 kA at 415 V, low breaking capacity N
See "Overview", p. 2/6 and 2/7



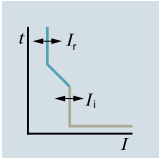
Article No. www.siemens.com/product?ArticleNo.

Basic price per PU

4-pole, fixed-mounted, 3VA11/3VA12, up to 250 A Thermal-magnetic trip unit



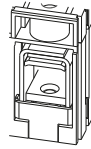
1201_19035



Line protection, TM240 ATAM, 100 % neutral conductor protection

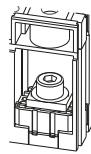
With adjustable overload protection I_r and adjustable short-circuit protection I_i

Connection with box terminal



3VA11	16	11 ... 16	160 ... 320	3VA1196-3GF46-0AA0
	20	14 ... 20	160 ... 320	3VA1120-3GF46-0AA0
	25	18 ... 25	160 ... 320	3VA1125-3GF46-0AA0
	32	16 ... 32	160 ... 320	3VA1132-3GF46-0AA0
	40	28 ... 40	200 ... 400	3VA1140-3GF46-0AA0
	50	35 ... 50	250 ... 500	3VA1150-3GF46-0AA0
	63	44 ... 63	315 ... 630	3VA1163-3GF46-0AA0
	80	56 ... 80	400 ... 800	3VA1180-3GF46-0AA0
	100	70 ... 100	500 ... 1000	3VA1110-3GF46-0AA0
	125	88 ... 125	625 ... 1250	3VA1112-3GF46-0AA0
	160	112 ... 160	800 ... 1600	3VA1116-3GF46-0AA0

Connection with lug terminal



3VA11	16	11 ... 16	160 ... 320	3VA1196-3GF42-0AA0
	20	14 ... 20	160 ... 320	3VA1120-3GF42-0AA0
	25	18 ... 25	160 ... 320	3VA1125-3GF42-0AA0
	32	16 ... 32	160 ... 320	3VA1132-3GF42-0AA0
	40	28 ... 40	200 ... 400	3VA1140-3GF42-0AA0
	50	35 ... 50	250 ... 500	3VA1150-3GF42-0AA0
	63	44 ... 63	315 ... 630	3VA1163-3GF42-0AA0
	80	56 ... 80	400 ... 800	3VA1180-3GF42-0AA0
	100	70 ... 100	500 ... 1000	3VA1110-3GF42-0AA0
	125	88 ... 125	625 ... 1250	3VA1112-3GF42-0AA0
	160	112 ... 160	800 ... 1600	3VA1116-3GF42-0AA0
	3VA12	160	112 ... 160	800 ... 1600
200		140 ... 200	1000 ... 2000	--
250		175 ... 250	1250 ... 2500	--

Molded Case Circuit Breakers

NEW 3VA1 Molded Case Circuit Breakers up to 250 A, IEC

Line protection

PU (UNIT, SET, M) = 1

PS*/P. unit = 1 unit

PG = 1CB

Rated current I_n	DT	I_{cu} to 36 kA at 415 V, standard breaking capacity S S		DT	I_{cu} up to 55 kA at 415 V, medium breaking capacity M M		DT	I_{cu} up to 70 kA at 415 V, high breaking capacity H H	
		Article No. www.siemens.com/ product?Article No.	Basic price per PU		Article No. www.siemens.com/ product?Article No.	Basic price per PU		Article No. www.siemens.com/ product?Article No.	Basic price per PU
A									

Line protection, TM240 ATAM, 100 % neutral conductor protectionWith adjustable overload protection I_r and adjustable short-circuit protection I_f

Connection with box terminal

16	3VA1196-4GF46-0AA0	3VA1196-5GF46-0AA0	3VA1196-6GF46-0AA0
20	3VA1120-4GF46-0AA0	3VA1120-5GF46-0AA0	3VA1120-6GF46-0AA0
25	3VA1125-4GF46-0AA0	3VA1125-5GF46-0AA0	3VA1125-6GF46-0AA0
32	3VA1132-4GF46-0AA0	3VA1132-5GF46-0AA0	3VA1132-6GF46-0AA0
40	3VA1140-4GF46-0AA0	3VA1140-5GF46-0AA0	3VA1140-6GF46-0AA0
50	3VA1150-4GF46-0AA0	3VA1150-5GF46-0AA0	3VA1150-6GF46-0AA0
63	3VA1163-4GF46-0AA0	3VA1163-5GF46-0AA0	3VA1163-6GF46-0AA0
80	3VA1180-4GF46-0AA0	3VA1180-5GF46-0AA0	3VA1180-6GF46-0AA0
100	3VA1110-4GF46-0AA0	3VA1110-5GF46-0AA0	3VA1110-6GF46-0AA0
125	3VA1112-4GF46-0AA0	3VA1112-5GF46-0AA0	3VA1112-6GF46-0AA0
160	3VA1116-4GF46-0AA0	3VA1116-5GF46-0AA0	3VA1116-6GF46-0AA0

Connection with lug terminal

16	3VA1196-4GF42-0AA0	3VA1196-5GF42-0AA0	3VA1196-6GF42-0AA0
20	3VA1120-4GF42-0AA0	3VA1120-5GF42-0AA0	3VA1120-6GF42-0AA0
25	3VA1125-4GF42-0AA0	3VA1125-5GF42-0AA0	3VA1125-6GF42-0AA0
32	3VA1132-4GF42-0AA0	3VA1132-5GF42-0AA0	3VA1132-6GF42-0AA0
40	3VA1140-4GF42-0AA0	3VA1140-5GF42-0AA0	3VA1140-6GF42-0AA0
50	3VA1150-4GF42-0AA0	3VA1150-5GF42-0AA0	3VA1150-6GF42-0AA0
63	3VA1163-4GF42-0AA0	3VA1163-5GF42-0AA0	3VA1163-6GF42-0AA0
80	3VA1180-4GF42-0AA0	3VA1180-5GF42-0AA0	3VA1180-6GF42-0AA0
100	3VA1110-4GF42-0AA0	3VA1110-5GF42-0AA0	3VA1110-6GF42-0AA0
125	3VA1112-4GF42-0AA0	3VA1112-5GF42-0AA0	3VA1112-6GF42-0AA0
160	3VA1116-4GF42-0AA0	3VA1116-5GF42-0AA0	3VA1116-6GF42-0AA0
160	3VA1216-4GF42-0AA0	3VA1216-5GF42-0AA0	3VA1216-6GF42-0AA0
200	3VA1220-4GF42-0AA0	3VA1220-5GF42-0AA0	3VA1220-6GF42-0AA0
250	3VA1225-4GF42-0AA0	3VA1225-5GF42-0AA0	3VA1225-6GF42-0AA0

Molded Case Circuit Breakers

3VA1 Molded Case Circuit Breakers up to 250 A, IEC **NEW**

Starter protection

PU (UNIT, SET, M) = 1

PS*/P. unit = 1 unit

PG = 1CB



Connection technology

Type

Rated current
 I_n

Current setting of the inverse-time delayed overload protection "L"
 I_r

Operating current of the instantaneous short-circuit protection "I"
 I_i

DT

I_{cu} up to 55 kA at 415 V, medium breaking capacity M
See "Overview", p. 2/6 and 2/7

(M)

Article No.
[www.siemens.com/product?Article No.](http://www.siemens.com/product?ArticleNo.)

Basic price per PU

A

A

A

3-pole, fixed-mounted, 3VA11/3VA12, up to 200 A Magnetic trip unit



1201_19240

Starter protection, TM120M AM

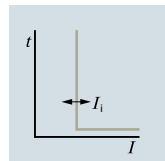
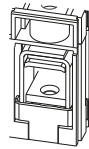
With adjustable short-circuit protection I_i

Connection with box terminal

3VA11	Rated current I_n	Current setting I_r	Operating current I_i
	32	--	220 ... 510
	40	--	280 ... 640
	50	--	350 ... 800
	63	--	440 ... 1010
	80	--	560 ... 1280
	100	--	700 ... 1600
	125	--	875 ... 2000

3VA1132-5MH36-0AA0
3VA1140-5MH36-0AA0
3VA1150-5MH36-0AA0

3VA1163-5MH36-0AA0
3VA1180-5MH36-0AA0
3VA1110-5MH36-0AA0
3VA1112-5MH36-0AA0

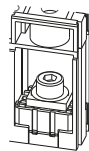


Connection with lug terminal

3VA11	Rated current I_n	Current setting I_r	Operating current I_i
	32	--	220 ... 510
	40	--	280 ... 640
	50	--	350 ... 800
	63	--	440 ... 1010
	80	--	560 ... 1280
	100	--	700 ... 1600
	125	--	875 ... 2000
3VA12	160	--	1120 ... 2560
	200	--	1200 ... 2800

3VA1132-5MH32-0AA0
3VA1140-5MH32-0AA0
3VA1150-5MH32-0AA0

3VA1163-5MH32-0AA0
3VA1180-5MH32-0AA0
3VA1110-5MH32-0AA0
3VA1112-5MH32-0AA0



PU (UNIT, SET, M) = 1

PS*/P. unit = 1 unit

PG = 1CB

Rated current I_n	DT	I_{cu} up to 70 kA at 415 V, high breaking capacity H See "Overview", p. 2/6 and 2/7	
A		Article No. www.siemens.com/ product?Article No.	Basic price per PU

2

Starter protection, TM120M AMWith adjustable short-circuit protection I_f **Connection with box terminal**

32	3VA1132-6MH36-0AA0
40	3VA1140-6MH36-0AA0
50	3VA1150-6MH36-0AA0
63	3VA1163-6MH36-0AA0
80	3VA1180-6MH36-0AA0
100	3VA1110-6MH36-0AA0
125	3VA1112-6MH36-0AA0

Connection with lug terminal

32	3VA1132-6MH32-0AA0
40	3VA1140-6MH32-0AA0
50	3VA1150-6MH32-0AA0
63	3VA1163-6MH32-0AA0
80	3VA1180-6MH32-0AA0
100	3VA1110-6MH32-0AA0
125	3VA1112-6MH32-0AA0
160	3VA1216-6MH32-0AA0
200	3VA1220-6MH32-0AA0

Molded Case Circuit Breakers

3VA1 Molded Case Circuit Breakers up to 250 A, IEC **NEW**


Switch disconnectors

Selection and ordering data

PU (UNIT, SET, M) = 1

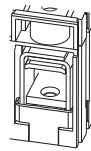
PS*/P. unit = 1 unit

PG = 1CB

	Connection technology	Type	Rated uninterrupted current I_u	Current setting of the inverse-time delayed overload protection "L" I_r	Operating current of the instantaneous short-circuit protection "I" I_i	DT	Article No.	Basic price per PU
							www.siemens.com/product?ArticleNo.	
			A	A	A			

3-pole, fixed-mounted, 3VA11/3VA12, up to 250 A
Without trip unit

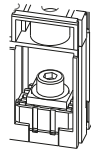
Switch disconnector without SD100 trip unit



Connection with box terminal

3VA11	63	--	--
	100	--	--
	125	--	--
	160	--	--

3VA1163-1AA36-0AA0
3VA1110-1AA36-0AA0
3VA1112-1AA36-0AA0
3VA1116-1AA36-0AA0



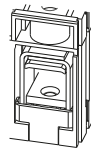
Connection with lug terminal

3VA11	63	--	--
	100	--	--
	125	--	--
	160	--	--
3VA12	250	--	--

3VA1163-1AA32-0AA0
3VA1110-1AA32-0AA0
3VA1112-1AA32-0AA0
3VA1116-1AA32-0AA0
3VA1225-1AA32-0AA0

4-pole, fixed-mounted, 3VA11/3VA12, up to 250 A
Without trip unit

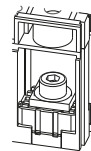
Switch disconnector without SD100 trip unit



Connection with box terminal

3VA11	63	--	--
	100	--	--
	125	--	--
	160	--	--

3VA1163-1AA46-0AA0
3VA1110-1AA46-0AA0
3VA1112-1AA46-0AA0
3VA1116-1AA46-0AA0



Connection with lug terminal

3VA11	63	--	--
	100	--	--
	125	--	--
	160	--	--
3VA12	250	--	--

3VA1163-1AA42-0AA0
3VA1110-1AA42-0AA0
3VA1112-1AA42-0AA0
3VA1116-1AA42-0AA0
3VA1225-1AA42-0AA0

Note

You will find the 3VA2 molded case circuit breakers up to 630 A, IEC from [page 2/42 onwards](#).

Molded Case Circuit Breakers

3VA2 Molded Case Circuit Breakers up to 630 A, IEC **NEW**

Line protection

Selection and ordering data

PU (UNIT, SET, M) = 1

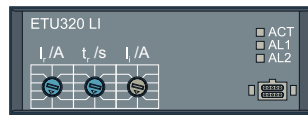
PS*/P. unit = 1 unit

PG = 1CB



Connection technology	Type	Rated current I_n	Current setting of the inverse-time delayed overload protection "L" I_r	S function (short-time delayed short-circuit protection "S") I_{sd}	Operating current of the instantaneous short-circuit protection "I" I_i	DT	I_{cu} up to 55 kA at 415 V, medium breaking capacity M ^(M) See "Overview", p. 2/6 and 2/7
		A	A	A	A		Article No. www.siemens.com/product?Article No. Basic price per PU

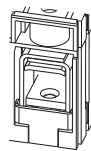
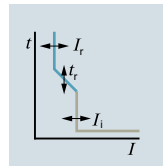
3-pole, fixed-mounted, 3VA20 to 3VA24, up to 630 A
Electronic trip unit



1201_18857

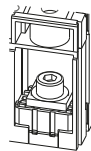
Line protection, ETU320 LI

With adjustable overload protection I_r and adjustable instantaneous short-circuit protection I_i



Connection with box terminal

Rated current I_n	Overload protection I_r	Instantaneous short-circuit protection I_i	Article No.		
3VA20	25	10 ... 25	--	38 ... 300	3VA2025-5HL36-0AA0
	40	16 ... 40	--	60 ... 480	3VA2040-5HL36-0AA0
	63	25 ... 63	--	95 ... 756	3VA2063-5HL36-0AA0
	100	40 ... 100	--	150 ... 1200	3VA2010-5HL36-0AA0
3VA21	25	10 ... 25	--	38 ... 300	3VA2125-5HL36-0AA0
	40	16 ... 40	--	60 ... 480	3VA2140-5HL36-0AA0
	63	25 ... 63	--	95 ... 756	3VA2163-5HL36-0AA0
	100	40 ... 100	--	150 ... 1200	3VA2110-5HL36-0AA0
	160	63 ... 160	--	240 ... 1600	3VA2116-5HL36-0AA0



Connection with lug terminal

Rated current I_n	Overload protection I_r	Instantaneous short-circuit protection I_i	Article No.		
3VA20	25	10 ... 25	--	38 ... 300	3VA2025-5HL32-0AA0
	40	16 ... 40	--	60 ... 480	3VA2040-5HL32-0AA0
	63	25 ... 63	--	95 ... 756	3VA2063-5HL32-0AA0
	100	40 ... 100	--	150 ... 1200	3VA2010-5HL32-0AA0
3VA21	25	10 ... 25	--	38 ... 300	3VA2125-5HL32-0AA0
	40	16 ... 40	--	60 ... 480	3VA2140-5HL32-0AA0
	63	25 ... 63	--	95 ... 756	3VA2163-5HL32-0AA0
	100	40 ... 100	--	150 ... 1200	3VA2110-5HL32-0AA0
	160	63 ... 160	--	240 ... 1600	3VA2116-5HL32-0AA0
3VA22	160	63 ... 160	--	240 ... 1920	3VA2216-5HL32-0AA0
	250	100 ... 250	--	375 ... 2500	3VA2225-5HL32-0AA0
3VA23	250	100 ... 250	--	375 ... 3000	3VA2325-5HL32-0AA0
	400	160 ... 400	--	600 ... 4000	3VA2340-5HL32-0AA0
3VA24	400	160 ... 400	--	600 ... 4800 ¹⁾	3VA2440-5HL32-0AA0
	630	250 ... 630	--	945 ... 5670	3VA2463-5HL32-0AA0

¹⁾ At breaking capacity L 4400 A

PU (UNIT, SET, M) = 1

PS*/P. unit = 1 unit

PG = 1CB

Rated current I_n	DT	I_{cu} up to 85 kA at 415 V, high breaking capacity H See "Overview", p. 2/6 and 2/7	(H)	DT	I_{cu} up to 110 kA at 415 V, very high breaking capacity C See "Overview", p. 2/6 and 2/7	(C)	DT	I_{cu} up to 150 kA at 415 V, extremely high breaking capacity L See "Overview", p. 2/6 and 2/7	(L)
A		Article No. www.siemens.com/ product?Article.No.	Basic price per PU		Article No. www.siemens.com/ product?Article.No.	Basic price per PU		Article No. www.siemens.com/ product?Article.No.	Basic price per PU

Line protection, ETU320 LIWith adjustable overload protection I_r and adjustable instantaneous short-circuit protection I_i **Connection with box terminal**

25	3VA2025-6HL36-0AA0	3VA2025-7HL36-0AA0	3VA2025-8HL36-0AA0
40	3VA2040-6HL36-0AA0	3VA2040-7HL36-0AA0	3VA2040-8HL36-0AA0
63	3VA2063-6HL36-0AA0	3VA2063-7HL36-0AA0	3VA2063-8HL36-0AA0
100	3VA2010-6HL36-0AA0	3VA2010-7HL36-0AA0	3VA2010-8HL36-0AA0
25	3VA2125-6HL36-0AA0	3VA2125-7HL36-0AA0	3VA2125-8HL36-0AA0
40	3VA2140-6HL36-0AA0	3VA2140-7HL36-0AA0	3VA2140-8HL36-0AA0
63	3VA2163-6HL36-0AA0	3VA2163-7HL36-0AA0	3VA2163-8HL36-0AA0
100	3VA2110-6HL36-0AA0	3VA2110-7HL36-0AA0	3VA2110-8HL36-0AA0
160	3VA2116-6HL36-0AA0	3VA2116-7HL36-0AA0	3VA2116-8HL36-0AA0

Connection with lug terminal

25	3VA2025-6HL32-0AA0	3VA2025-7HL32-0AA0	3VA2025-8HL32-0AA0
40	3VA2040-6HL32-0AA0	3VA2040-7HL32-0AA0	3VA2040-8HL32-0AA0
63	3VA2063-6HL32-0AA0	3VA2063-7HL32-0AA0	3VA2063-8HL32-0AA0
100	3VA2010-6HL32-0AA0	3VA2010-7HL32-0AA0	3VA2010-8HL32-0AA0
25	3VA2125-6HL32-0AA0	3VA2125-7HL32-0AA0	3VA2125-8HL32-0AA0
40	3VA2140-6HL32-0AA0	3VA2140-7HL32-0AA0	3VA2140-8HL32-0AA0
63	3VA2163-6HL32-0AA0	3VA2163-7HL32-0AA0	3VA2163-8HL32-0AA0
100	3VA2110-6HL32-0AA0	3VA2110-7HL32-0AA0	3VA2110-8HL32-0AA0
160	3VA2116-6HL32-0AA0	3VA2116-7HL32-0AA0	3VA2116-8HL32-0AA0
160	3VA2216-6HL32-0AA0	3VA2216-7HL32-0AA0	3VA2216-8HL32-0AA0
250	3VA2225-6HL32-0AA0	3VA2225-7HL32-0AA0	3VA2225-8HL32-0AA0
250	3VA2325-6HL32-0AA0	3VA2325-7HL32-0AA0	3VA2325-8HL32-0AA0
400	3VA2340-6HL32-0AA0	3VA2340-7HL32-0AA0	3VA2340-8HL32-0AA0
400	3VA2440-6HL32-0AA0	3VA2440-7HL32-0AA0	3VA2440-8HL32-0AA0
630	3VA2463-6HL32-0AA0	3VA2463-7HL32-0AA0	3VA2463-8HL32-0AA0

Molded Case Circuit Breakers

3VA2 Molded Case Circuit Breakers up to 630 A, IEC **NEW**

Line protection

PU (UNIT, SET, M) = 1

PS*/P. unit = 1 unit

PG = 1CB

2



Connection technology	Type	Rated current I_n	Current setting of the inverse-time delayed overload protection "L" I_r	Operating current of the instantaneous short-circuit protection "I" I_i	Ground-fault protection G I_g	DT
		A	A	A	A	

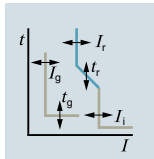
I_{cu} up to 55 kA at 415 V, medium breaking capacity M M
 See "Overview", p. 2/6 and 2/7

Article No. www.siemens.com/product?Article No. Basic price per PU

3-pole, fixed-mounted, 3VA20 to 3VA24, up to 630 A Electronic trip unit



1201_18426

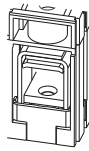


Line protection, ETU330 LIG

With adjustable overload protection I_r , adjustable instantaneous short-circuit protection I_i and adjustable ground-fault protection I_g

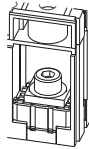
Connection with box terminal

3VA20	25	40	63	100	10 ... 25	16 ... 40	25 ... 63	40 ... 100	38 ... 300	60 ... 480	95 ... 756	150 ... 1200	15 ... 25	16 ... 40	16 ... 63	20 ... 100	3VA2025-5HM36-0AA0	3VA2040-5HM36-0AA0	3VA2063-5HM36-0AA0	3VA2010-5HM36-0AA0		
3VA21	25	40	63	100	160	10 ... 25	16 ... 40	25 ... 63	40 ... 100	60 ... 480	95 ... 756	150 ... 1200	240 ... 1600	15 ... 25	16 ... 40	16 ... 63	20 ... 100	3VA2125-5HM36-0AA0	3VA2140-5HM36-0AA0	3VA2163-5HM36-0AA0	3VA2110-5HM36-0AA0	3VA2116-5HM36-0AA0



Connection with lug terminal

3VA20	25	40	63	100	10 ... 25	16 ... 40	25 ... 63	40 ... 100	38 ... 300	60 ... 480	95 ... 756	150 ... 1200	15 ... 25	16 ... 40	16 ... 63	20 ... 100	3VA2025-5HM32-0AA0	3VA2040-5HM32-0AA0	3VA2063-5HM32-0AA0	3VA2010-5HM32-0AA0		
3VA21	25	40	63	100	160	10 ... 25	16 ... 40	25 ... 63	40 ... 100	60 ... 480	95 ... 756	150 ... 1200	240 ... 1600	15 ... 25	16 ... 40	16 ... 63	20 ... 100	3VA2125-5HM32-0AA0	3VA2140-5HM32-0AA0	3VA2163-5HM32-0AA0	3VA2110-5HM32-0AA0	3VA2116-5HM32-0AA0
3VA22	160	250	250	250	63 ... 160	100 ... 250	240 ... 1920	375 ... 2500	32 ... 160	50 ... 250	3VA2216-5HM32-0AA0	3VA2225-5HM32-0AA0										
3VA23	250	400	400	400	100 ... 250	160 ... 400	375 ... 3000	600 ... 4000	50 ... 250	80 ... 400	3VA2325-5HM32-0AA0	3VA2340-5HM32-0AA0										
3VA24	400	630	630	630	160 ... 400	250 ... 630	600 ... 4800 ¹⁾	945 ... 5670	80 ... 400	126 ... 630	3VA2440-5HM32-0AA0	3VA2463-5HM32-0AA0										



¹⁾ At breaking capacity L 4400 A

Molded Case Circuit Breakers

NEW 3VA2 Molded Case Circuit Breakers up to 630 A, IEC

Line protection

PU (UNIT, SET, M) = 1

PS*/P. unit = 1 unit

PG = 1CB

Rated current I_n	DT	I_{cu} up to 85 kA at 415 V, high breaking capacity H H See "Overview", p. 2/6 and 2/7	DT	I_{cu} up to 110 kA at 415 V, very high breaking capacity C C See "Overview", p. 2/6 and 2/7	DT	I_{cu} up to 150 kA at 415 V, extremely high breaking capacity L L See "Overview", p. 2/6 and 2/7
A		Article No. www.siemens.com/ product?Article No. Basic price per PU		Article No. www.siemens.com/ product?Article No. Basic price per PU		Article No. www.siemens.com/ product?Article No. Basic price per PU

Line protection, ETU330 LIG

With adjustable overload protection I_r , adjustable instantaneous short-circuit protection I_i and adjustable ground-fault protection I_g

Connection with box terminal

25	3VA2025-6HM36-0AA0	3VA2025-7HM36-0AA0	3VA2025-8HM36-0AA0
40	3VA2040-6HM36-0AA0	3VA2040-7HM36-0AA0	3VA2040-8HM36-0AA0
63	3VA2063-6HM36-0AA0	3VA2063-7HM36-0AA0	3VA2063-8HM36-0AA0
100	3VA2010-6HM36-0AA0	3VA2010-7HM36-0AA0	3VA2010-8HM36-0AA0
25	3VA2125-6HM36-0AA0	3VA2125-7HM36-0AA0	3VA2125-8HM36-0AA0
40	3VA2140-6HM36-0AA0	3VA2140-7HM36-0AA0	3VA2140-8HM36-0AA0
63	3VA2163-6HM36-0AA0	3VA2163-7HM36-0AA0	3VA2163-8HM36-0AA0
100	3VA2110-6HM36-0AA0	3VA2110-7HM36-0AA0	3VA2110-8HM36-0AA0
160	3VA2116-6HM36-0AA0	3VA2116-7HM36-0AA0	3VA2116-8HM36-0AA0

Connection with lug terminal

25	3VA2025-6HM32-0AA0	3VA2025-7HM32-0AA0	3VA2025-8HM32-0AA0
40	3VA2040-6HM32-0AA0	3VA2040-7HM32-0AA0	3VA2040-8HM32-0AA0
63	3VA2063-6HM32-0AA0	3VA2063-7HM32-0AA0	3VA2063-8HM32-0AA0
100	3VA2010-6HM32-0AA0	3VA2010-7HM32-0AA0	3VA2010-8HM32-0AA0
25	3VA2125-6HM32-0AA0	3VA2125-7HM32-0AA0	3VA2125-8HM32-0AA0
40	3VA2140-6HM32-0AA0	3VA2140-7HM32-0AA0	3VA2140-8HM32-0AA0
63	3VA2163-6HM32-0AA0	3VA2163-7HM32-0AA0	3VA2163-8HM32-0AA0
100	3VA2110-6HM32-0AA0	3VA2110-7HM32-0AA0	3VA2110-8HM32-0AA0
160	3VA2116-6HM32-0AA0	3VA2116-7HM32-0AA0	3VA2116-8HM32-0AA0
160	3VA2216-6HM32-0AA0	3VA2216-7HM32-0AA0	3VA2216-8HM32-0AA0
250	3VA2225-6HM32-0AA0	3VA2225-7HM32-0AA0	3VA2225-8HM32-0AA0
250	3VA2325-6HM32-0AA0	3VA2325-7HM32-0AA0	3VA2325-8HM32-0AA0
400	3VA2340-6HM32-0AA0	3VA2340-7HM32-0AA0	3VA2340-8HM32-0AA0
400	3VA2440-6HM32-0AA0	3VA2440-7HM32-0AA0	3VA2440-8HM32-0AA0
630	3VA2463-6HM32-0AA0	3VA2463-7HM32-0AA0	3VA2463-8HM32-0AA0

Molded Case Circuit Breakers

3VA2 Molded Case Circuit Breakers up to 630 A, IEC **NEW**

Line protection

PU (UNIT, SET, M) = 1

PS*/P. unit = 1 unit

PG = 1CB

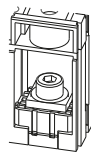
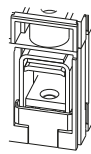
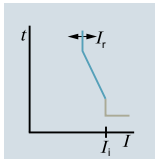
2



Connection technology	Type	Rated current I_n	Current setting of the inverse-time delayed overload protection "L" I_r	Operating current of the instantaneous short-circuit protection "I" I_i
		A	A	A

DT	I_{cu} up to 55 kA at 415 V, medium breaking capacity M See "Overview", p. 2/6 and 2/7	M
	Article No. www.siemens.com/product?Article No.	Basic price per PU

3-pole, fixed-mounted, 3VA21 to 3VA24, up to 630 A Electronic trip unit



Line protection, ETU340 ELISA

With easily adjustable characteristic (characteristic form of a fuse)

Connection with box terminal

3VA21	25	10 ... 25	375
	40	16 ... 40	600
	63	25 ... 63	945
	100	40 ... 100	1500

- 3VA2125-5HK36-0AA0
- 3VA2140-5HK36-0AA0
- 3VA2163-5HK36-0AA0
- 3VA2110-5HK36-0AA0

Connection with lug terminal

3VA21	25	10 ... 25	375
	40	16 ... 40	600
	63	25 ... 63	945
	100	40 ... 100	1500
3VA22	160	63 ... 160	2400
3VA23	250	100 ... 250	3750
3VA24	400	160 ... 400	6000 ¹⁾
	500	200 ... 500	7000
	630	250 ... 630	5670

- 3VA2125-5HK32-0AA0
- 3VA2140-5HK32-0AA0
- 3VA2163-5HK32-0AA0
- 3VA2110-5HK32-0AA0
- 3VA2216-5HK32-0AA0
- 3VA2325-5HK32-0AA0
- 3VA2440-5HK32-0AA0
- 3VA2450-5HK32-0AA0
- 3VA2463-5HK32-0AA0

¹⁾ At breaking capacity L 4400 A

Molded Case Circuit Breakers**NEW** 3VA2 Molded Case Circuit Breakers up to 630 A, IEC

Line protection

PU (UNIT, SET, M) = 1

PS*/P. unit = 1 unit

PG = 1CB

Rated current I_n	DT	I_{cu} up to 85 kA at 415 V, high breaking capacity H See "Overview", p. 2/6 and 2/7	DT	I_{cu} up to 110 kA at 415 V, very high breaking capacity C See "Overview", p. 2/6 and 2/7	DT	I_{cu} up to 150 kA at 415 V, extremely high breaking capacity L See "Overview", p. 2/6 and 2/7
A		Article No. www.siemens.com/ product?Article No.	Basic price per PU	Article No. www.siemens.com/ product?Article No.	Basic price per PU	Article No. www.siemens.com/ product?Article No.

2

Line protection, ETU340 ELISAWith easily adjustable characteristic (characteristic form of a fuse)

	Connection with box terminal		
25	3VA2125-6HK36-0AA0	3VA2125-7HK36-0AA0	3VA2125-8HK36-0AA0
40	3VA2140-6HK36-0AA0	3VA2140-7HK36-0AA0	3VA2140-8HK36-0AA0
63	3VA2163-6HK36-0AA0	3VA2163-7HK36-0AA0	3VA2163-8HK36-0AA0
100	3VA2110-6HK36-0AA0	3VA2110-7HK36-0AA0	3VA2110-8HK36-0AA0
	Connection with lug terminal		
25	3VA2125-6HK32-0AA0	3VA2125-7HK32-0AA0	3VA2125-8HK32-0AA0
40	3VA2140-6HK32-0AA0	3VA2140-7HK32-0AA0	3VA2140-8HK32-0AA0
63	3VA2163-6HK32-0AA0	3VA2163-7HK32-0AA0	3VA2163-8HK32-0AA0
100	3VA2110-6HK32-0AA0	3VA2110-7HK32-0AA0	3VA2110-8HK32-0AA0
160	3VA2216-6HK32-0AA0	3VA2216-7HK32-0AA0	3VA2216-8HK32-0AA0
250	3VA2325-6HK32-0AA0	3VA2325-7HK32-0AA0	3VA2325-8HK32-0AA0
400	3VA2440-6HK32-0AA0	3VA2440-7HK32-0AA0	3VA2440-8HK32-0AA0
500	3VA2450-6HK32-0AA0	3VA2450-7HK32-0AA0	3VA2450-8HK32-0AA0
630	3VA2463-6HK32-0AA0	3VA2463-7HK32-0AA0	3VA2463-8HK32-0AA0

Molded Case Circuit Breakers

3VA2 Molded Case Circuit Breakers up to 630 A, IEC **NEW**

Line protection

PU (UNIT, SET, M) = 1

PS*/P. unit = 1 unit

PG = 1CB

2



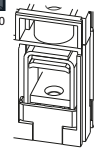
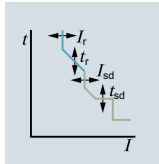
Connection technology	Type	Rated current I_n	Current setting of the inverse-time delayed overload protection "L" I_r	S function (short-time delayed short-circuit protection "S") I_{sd}	Operating current of the instantaneous short-circuit protection "I" I_i	DT
		A	A	A	A	

I_{cu} up to 55 kA at 415 V, medium breaking capacity M M	
See "Overview", p. 2/6 and 2/7	
Article No. www.siemens.com/product?Article No.	Basic price per PU

3-pole, fixed-mounted, 3VA20 to 3VA24, up to 630 A Electronic trip unit



1201_18430



Line and generator protection, ETU350 LSI

With adjustable overload protection I_r , adjustable delayed short-circuit protection I_{sd} and fixed instantaneous short-circuit protection I_i

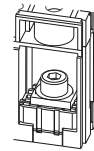
$I_r \times \dots$

Connection with box terminal

3VA20	25	10 ... 25	1.5 ... 10	300
	40	16 ... 40	1.5 ... 10	480
	63	25 ... 63	1.5 ... 10	756
	100	40 ... 100	1.5 ... 10	1200
3VA21	25	10 ... 25	1.5 ... 10	300
	40	16 ... 40	1.5 ... 10	480
	63	25 ... 63	1.5 ... 10	756
	100	40 ... 100	1.5 ... 10	1200
	160	63 ... 160	1.5 ... 10	1600

- 3VA2025-5HN36-0AA0
- 3VA2040-5HN36-0AA0
- 3VA2063-5HN36-0AA0
- 3VA2010-5HN36-0AA0

- 3VA2125-5HN36-0AA0
- 3VA2140-5HN36-0AA0
- 3VA2163-5HN36-0AA0
- 3VA2110-5HN36-0AA0
- 3VA2116-5HN36-0AA0



Connection with lug terminal

3VA20	25	10 ... 25	1.5 ... 10	300	3VA2025-5HN32-0AA0
	40	16 ... 40	1.5 ... 10	480	3VA2040-5HN32-0AA0
	63	25 ... 63	1.5 ... 10	756	3VA2063-5HN32-0AA0
	100	40 ... 100	1.5 ... 10	1200	3VA2010-5HN32-0AA0
3VA21	25	10 ... 25	1.5 ... 10	300	3VA2125-5HN32-0AA0
	40	16 ... 40	1.5 ... 10	480	3VA2140-5HN32-0AA0
	63	25 ... 63	1.5 ... 10	756	3VA2163-5HN32-0AA0
	100	40 ... 100	1.5 ... 10	1200	3VA2110-5HN32-0AA0
	160	63 ... 160	1.5 ... 10	1600	3VA2116-5HN32-0AA0
3VA22	160	63 ... 160	1.5 ... 10	1920	3VA2216-5HN32-0AA0
	250	100 ... 250	1.5 ... 10	2500	3VA2225-5HN32-0AA0
3VA23	250	100 ... 250	1.5 ... 10	3000	3VA2325-5HN32-0AA0
	400	160 ... 400	1.5 ... 10	4000	3VA2340-5HN32-0AA0
3VA24	400	160 ... 400	1.5 ... 10	4800 ¹⁾	3VA2440-5HN32-0AA0
	630	250 ... 630	1.5 ... 9	5670	3VA2463-5HN32-0AA0

¹⁾ At breaking capacity L 4400 A

Molded Case Circuit Breakers

NEW 3VA2 Molded Case Circuit Breakers up to 630 A, IEC

Line protection

PU (UNIT, SET, M) = 1

PS*/P. unit = 1 unit

PG = 1CB

Rated current I_n	DT	I_{cu} up to 85 kA at 415 V, high breaking capacity H H		DT	I_{cu} up to 110 kA at 415 V, very high breaking capacity C C		DT	I_{cu} up to 150 kA at 415 V, extremely high breaking capacity L L	
		Article No. www.siemens.com/ product?Article No.	Basic price per PU		Article No. www.siemens.com/ product?Article No.	Basic price per PU		Article No. www.siemens.com/ product?Article No.	Basic price per PU
A									

2

Line and generator protection, ETU350 LSIWith adjustable overload protection I_r , adjustable delayed short-circuit protection I_{sd} and fixed instantaneous short-circuit protection I_i **Connection with box terminal**

25	3VA2025-6HN36-0AA0	3VA2025-7HN36-0AA0	3VA2025-8HN36-0AA0
40	3VA2040-6HN36-0AA0	3VA2040-7HN36-0AA0	3VA2040-8HN36-0AA0
63	3VA2063-6HN36-0AA0	3VA2063-7HN36-0AA0	3VA2063-8HN36-0AA0
100	3VA2010-6HN36-0AA0	3VA2010-7HN36-0AA0	3VA2010-8HN36-0AA0
25	3VA2125-6HN36-0AA0	3VA2125-7HN36-0AA0	3VA2125-8HN36-0AA0
40	3VA2140-6HN36-0AA0	3VA2140-7HN36-0AA0	3VA2140-8HN36-0AA0
63	3VA2163-6HN36-0AA0	3VA2163-7HN36-0AA0	3VA2163-8HN36-0AA0
100	3VA2110-6HN36-0AA0	3VA2110-7HN36-0AA0	3VA2110-8HN36-0AA0
160	3VA2116-6HN36-0AA0	3VA2116-7HN36-0AA0	3VA2116-8HN36-0AA0

Connection with lug terminal

25	3VA2025-6HN32-0AA0	3VA2025-7HN32-0AA0	3VA2025-8HN32-0AA0
40	3VA2040-6HN32-0AA0	3VA2040-7HN32-0AA0	3VA2040-8HN32-0AA0
63	3VA2063-6HN32-0AA0	3VA2063-7HN32-0AA0	3VA2063-8HN32-0AA0
100	3VA2010-6HN32-0AA0	3VA2010-7HN32-0AA0	3VA2010-8HN32-0AA0
25	3VA2125-6HN32-0AA0	3VA2125-7HN32-0AA0	3VA2125-8HN32-0AA0
40	3VA2140-6HN32-0AA0	3VA2140-7HN32-0AA0	3VA2140-8HN32-0AA0
63	3VA2163-6HN32-0AA0	3VA2163-7HN32-0AA0	3VA2163-8HN32-0AA0
100	3VA2110-6HN32-0AA0	3VA2110-7HN32-0AA0	3VA2110-8HN32-0AA0
160	3VA2116-6HN32-0AA0	3VA2116-7HN32-0AA0	3VA2116-8HN32-0AA0
160	3VA2216-6HN32-0AA0	3VA2216-7HN32-0AA0	3VA2216-8HN32-0AA0
250	3VA2225-6HN32-0AA0	3VA2225-7HN32-0AA0	3VA2225-8HN32-0AA0
250	3VA2325-6HN32-0AA0	3VA2325-7HN32-0AA0	3VA2325-8HN32-0AA0
400	3VA2340-6HN32-0AA0	3VA2340-7HN32-0AA0	3VA2340-8HN32-0AA0
400	3VA2440-6HN32-0AA0	3VA2440-7HN32-0AA0	3VA2440-8HN32-0AA0
630	3VA2463-6HN32-0AA0	3VA2463-7HN32-0AA0	3VA2463-8HN32-0AA0

Molded Case Circuit Breakers

3VA2 Molded Case Circuit Breakers up to 630 A, IEC **NEW**

Line protection

PU (UNIT, SET, M) = 1

PS*/P. unit = 1 unit

PG = 1CB



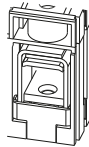
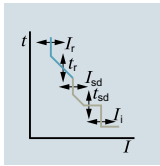
Connection technology	Type	Rated current I_n	Current setting of the inverse-time delayed overload protection "L" I_r	S function (short-time delayed short-circuit protection "S") I_{sd}	Operating current of the instantaneous short-circuit protection "I" I_i
		A	A	A	A

DT **I_{cu} up to 55 kA at 415 V, medium breaking capacity M** M
 See "Overview", p. 2/6 and 2/7
 Article No. Basic price per PU
www.siemens.com/product?ArticleNo.

3-pole, fixed-mounted, 3VA20 to 3VA24, up to 630 A Electronic trip unit



1201_18480



Line and generator protection, with display, ETU550 LSI

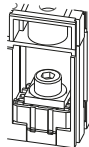
With adjustable overload protection I_r , adjustable delayed short-circuit protection I_{sd} and adjustable instantaneous short-circuit protection I_i

Connection with box terminal

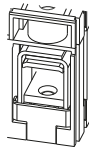
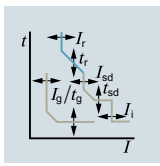
3VA20	25	10 ... 25	15 ... 250	38 ... 300	3VA2025-5JP36-0AA0
	40	16 ... 40	24 ... 400	60 ... 480	3VA2040-5JP36-0AA0
	63	25 ... 63	38 ... 630	95 ... 756	3VA2063-5JP36-0AA0
	100	40 ... 100	60 ... 1000	150 ... 1200	3VA2010-5JP36-0AA0
3VA21	25	10 ... 25	15 ... 250	38 ... 300	3VA2125-5JP36-0AA0
	40	16 ... 40	24 ... 400	60 ... 480	3VA2140-5JP36-0AA0
	63	25 ... 63	38 ... 630	95 ... 756	3VA2163-5JP36-0AA0
	100	40 ... 100	60 ... 1000	150 ... 1200	3VA2110-5JP36-0AA0
160	63 ... 160	96 ... 1600	240 ... 1600	3VA2116-5JP36-0AA0	

Connection with lug terminal

3VA20	25	10 ... 25	15 ... 250	38 ... 300	3VA2025-5JP32-0AA0
	40	16 ... 40	24 ... 400	60 ... 480	3VA2040-5JP32-0AA0
	63	25 ... 63	38 ... 630	95 ... 756	3VA2063-5JP32-0AA0
	100	40 ... 100	60 ... 1000	150 ... 1200	3VA2010-5JP32-0AA0
3VA21	25	10 ... 25	15 ... 250	38 ... 300	3VA2125-5JP32-0AA0
	40	16 ... 40	24 ... 400	60 ... 480	3VA2140-5JP32-0AA0
	63	25 ... 63	38 ... 630	95 ... 756	3VA2163-5JP32-0AA0
	100	40 ... 100	60 ... 1000	150 ... 1200	3VA2110-5JP32-0AA0
160	63 ... 160	96 ... 1600	240 ... 1600	3VA2116-5JP32-0AA0	
3VA22	160	63 ... 160	96 ... 1600	240 ... 1920	3VA2216-5JP32-0AA0
	250	100 ... 250	150 ... 2500	375 ... 2500	3VA2225-5JP32-0AA0
3VA23	250	100 ... 250	150 ... 2500	375 ... 3000	3VA2325-5JP32-0AA0
	400	160 ... 400	240 ... 4000	600 ... 4000	3VA2340-5JP32-0AA0
3VA24	400	160 ... 400	240 ... 4000	600 ... 6000 ¹⁾	3VA2440-5JP32-0AA0
	500	200 ... 500	300 ... 5000	750 ... 7000	3VA2450-5JP32-0AA0
	630	250 ... 630	378 ... 5670	945 ... 5670	3VA2463-5JP32-0AA0



1201_18481



Line and generator protection, with display, ETU560 LSIG

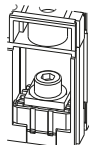
With adjustable overload protection I_r , adjustable delayed short-circuit protection I_{sd} , adjustable instantaneous short-circuit protection I_i and adjustable ground-fault protection I_g

Connection with box terminal

3VA20	25	10 ... 25	15 ... 250	38 ... 300	3VA2025-5JQ36-0AA0
	40	16 ... 40	24 ... 400	60 ... 480	3VA2040-5JQ36-0AA0
	63	25 ... 63	38 ... 630	95 ... 756	3VA2063-5JQ36-0AA0
	100	40 ... 100	60 ... 1000	150 ... 1200	3VA2010-5JQ36-0AA0
3VA21	25	10 ... 25	15 ... 250	38 ... 300	3VA2125-5JQ36-0AA0
	40	16 ... 40	24 ... 400	60 ... 480	3VA2140-5JQ36-0AA0
	63	25 ... 63	38 ... 630	95 ... 756	3VA2163-5JQ36-0AA0
	100	40 ... 100	60 ... 1000	150 ... 1200	3VA2110-5JQ36-0AA0
160	63 ... 160	96 ... 1600	240 ... 1600	3VA2116-5JQ36-0AA0	

Connection with lug terminal

3VA20	25	10 ... 25	15 ... 250	38 ... 300	3VA2025-5JQ32-0AA0
	40	16 ... 40	24 ... 400	60 ... 480	3VA2040-5JQ32-0AA0
	63	25 ... 63	38 ... 630	95 ... 756	3VA2063-5JQ32-0AA0
	100	40 ... 100	60 ... 1000	150 ... 1200	3VA2010-5JQ32-0AA0
3VA21	25	10 ... 25	15 ... 250	38 ... 300	3VA2125-5JQ32-0AA0
	40	16 ... 40	24 ... 400	60 ... 480	3VA2140-5JQ32-0AA0
	63	25 ... 63	38 ... 630	95 ... 756	3VA2163-5JQ32-0AA0
	100	40 ... 100	60 ... 1000	150 ... 1200	3VA2110-5JQ32-0AA0
160	63 ... 160	96 ... 1600	240 ... 1600	3VA2116-5JQ32-0AA0	
3VA22	160	63 ... 160	96 ... 1600	240 ... 1920	3VA2216-5JQ32-0AA0
	250	100 ... 250	150 ... 2500	375 ... 2500	3VA2225-5JQ32-0AA0
3VA23	250	100 ... 250	150 ... 2500	375 ... 3000	3VA2325-5JQ32-0AA0
	400	160 ... 400	240 ... 4000	600 ... 4000	3VA2340-5JQ32-0AA0
3VA24	400	160 ... 400	240 ... 4000	600 ... 6000 ¹⁾	3VA2440-5JQ32-0AA0
	500	200 ... 500	300 ... 5000	750 ... 7000	3VA2450-5JQ32-0AA0
	630	250 ... 630	378 ... 5670	945 ... 5670	3VA2463-5JQ32-0AA0



¹⁾ At breaking capacity L 4400 A

PU (UNIT, SET, M) = 1

PS*/P. unit = 1 unit

PG = 1CB

Rated current I_n	DT	I_{cu} up to 85 kA at 415 V, high breaking capacity H H		DT	I_{cu} up to 110 kA at 415 V, very high breaking capacity C C		DT	I_{cu} up to 150 kA at 415 V, extremely high breaking capacity L L	
		Article No. www.siemens.com/ product?Article No.	Basic price per PU		Article No. www.siemens.com/ product?Article No.	Basic price per PU		Article No. www.siemens.com/ product?Article No.	Basic price per PU
A									

Line and generator protection, with display, ETU550 LSIWith adjustable overload protection I_r , adjustable delayed short-circuit protection I_{sd} and adjustable instantaneous short-circuit protection I_i **Connection with box terminal**

25	3VA2025-6JP36-0AA0	3VA2025-7JP36-0AA0	3VA2025-8JP36-0AA0
40	3VA2040-6JP36-0AA0	3VA2040-7JP36-0AA0	3VA2040-8JP36-0AA0
63	3VA2063-6JP36-0AA0	3VA2063-7JP36-0AA0	3VA2063-8JP36-0AA0
100	3VA2010-6JP36-0AA0	3VA2010-7JP36-0AA0	3VA2010-8JP36-0AA0
25	3VA2125-6JP36-0AA0	3VA2125-7JP36-0AA0	3VA2125-8JP36-0AA0
40	3VA2140-6JP36-0AA0	3VA2140-7JP36-0AA0	3VA2140-8JP36-0AA0
63	3VA2163-6JP36-0AA0	3VA2163-7JP36-0AA0	3VA2163-8JP36-0AA0
100	3VA2110-6JP36-0AA0	3VA2110-7JP36-0AA0	3VA2110-8JP36-0AA0
160	3VA2116-6JP36-0AA0	3VA2116-7JP36-0AA0	3VA2116-8JP36-0AA0

Connection with lug terminal

25	3VA2025-6JP32-0AA0	3VA2025-7JP32-0AA0	3VA2025-8JP32-0AA0
40	3VA2040-6JP32-0AA0	3VA2040-7JP32-0AA0	3VA2040-8JP32-0AA0
63	3VA2063-6JP32-0AA0	3VA2063-7JP32-0AA0	3VA2063-8JP32-0AA0
100	3VA2010-6JP32-0AA0	3VA2010-7JP32-0AA0	3VA2010-8JP32-0AA0
25	3VA2125-6JP32-0AA0	3VA2125-7JP32-0AA0	3VA2125-8JP32-0AA0
40	3VA2140-6JP32-0AA0	3VA2140-7JP32-0AA0	3VA2140-8JP32-0AA0
63	3VA2163-6JP32-0AA0	3VA2163-7JP32-0AA0	3VA2163-8JP32-0AA0
100	3VA2110-6JP32-0AA0	3VA2110-7JP32-0AA0	3VA2110-8JP32-0AA0
160	3VA2116-6JP32-0AA0	3VA2116-7JP32-0AA0	3VA2116-8JP32-0AA0
160	3VA2216-6JP32-0AA0	3VA2216-7JP32-0AA0	3VA2216-8JP32-0AA0
250	3VA2225-6JP32-0AA0	3VA2225-7JP32-0AA0	3VA2225-8JP32-0AA0
250	3VA2325-6JP32-0AA0	3VA2325-7JP32-0AA0	3VA2325-8JP32-0AA0
400	3VA2340-6JP32-0AA0	3VA2340-7JP32-0AA0	3VA2340-8JP32-0AA0
400	3VA2440-6JP32-0AA0	3VA2440-7JP32-0AA0	3VA2440-8JP32-0AA0
500	3VA2450-6JP32-0AA0	3VA2450-7JP32-0AA0	--
630	3VA2463-6JP32-0AA0	3VA2463-7JP32-0AA0	3VA2463-8JP32-0AA0

Line and generator protection, with display, ETU560 LSIGWith adjustable overload protection I_r , adjustable delayed short-circuit protection I_{sd} , adjustable instantaneous short-circuit protection I_i and adjustable ground-fault protection I_g **Connection with box terminal**

25	3VA2025-6JQ36-0AA0	3VA2025-7JQ36-0AA0	3VA2025-8JQ36-0AA0
40	3VA2040-6JQ36-0AA0	3VA2040-7JQ36-0AA0	3VA2040-8JQ36-0AA0
63	3VA2063-6JQ36-0AA0	3VA2063-7JQ36-0AA0	3VA2063-8JQ36-0AA0
100	3VA2010-6JQ36-0AA0	3VA2010-7JQ36-0AA0	3VA2010-8JQ36-0AA0
25	3VA2125-6JQ36-0AA0	3VA2125-7JQ36-0AA0	3VA2125-8JQ36-0AA0
40	3VA2140-6JQ36-0AA0	3VA2140-7JQ36-0AA0	3VA2140-8JQ36-0AA0
63	3VA2163-6JQ36-0AA0	3VA2163-7JQ36-0AA0	3VA2163-8JQ36-0AA0
100	3VA2110-6JQ36-0AA0	3VA2110-7JQ36-0AA0	3VA2110-8JQ36-0AA0
160	3VA2116-6JQ36-0AA0	3VA2116-7JQ36-0AA0	3VA2116-8JQ36-0AA0

Connection with lug terminal

25	3VA2025-6JQ32-0AA0	3VA2025-7JQ32-0AA0	3VA2025-8JQ32-0AA0
40	3VA2040-6JQ32-0AA0	3VA2040-7JQ32-0AA0	3VA2040-8JQ32-0AA0
63	3VA2063-6JQ32-0AA0	3VA2063-7JQ32-0AA0	3VA2063-8JQ32-0AA0
100	3VA2010-6JQ32-0AA0	3VA2010-7JQ32-0AA0	3VA2010-8JQ32-0AA0
25	3VA2125-6JQ32-0AA0	3VA2125-7JQ32-0AA0	3VA2125-8JQ32-0AA0
40	3VA2140-6JQ32-0AA0	3VA2140-7JQ32-0AA0	3VA2140-8JQ32-0AA0
63	3VA2163-6JQ32-0AA0	3VA2163-7JQ32-0AA0	3VA2163-8JQ32-0AA0
100	3VA2110-6JQ32-0AA0	3VA2110-7JQ32-0AA0	3VA2110-8JQ32-0AA0
160	3VA2116-6JQ32-0AA0	3VA2116-7JQ32-0AA0	3VA2116-8JQ32-0AA0
160	3VA2216-6JQ32-0AA0	3VA2216-7JQ32-0AA0	3VA2216-8JQ32-0AA0
250	3VA2225-6JQ32-0AA0	3VA2225-7JQ32-0AA0	3VA2225-8JQ32-0AA0
250	3VA2325-6JQ32-0AA0	3VA2325-7JQ32-0AA0	3VA2325-8JQ32-0AA0
400	3VA2340-6JQ32-0AA0	3VA2340-7JQ32-0AA0	3VA2340-8JQ32-0AA0
400	3VA2440-6JQ32-0AA0	3VA2440-7JQ32-0AA0	3VA2440-8JQ32-0AA0
500	3VA2450-6JQ32-0AA0	3VA2450-7JQ32-0AA0	--
630	3VA2463-6JQ32-0AA0	3VA2463-7JQ32-0AA0	3VA2463-8JQ32-0AA0

Molded Case Circuit Breakers

3VA2 Molded Case Circuit Breakers up to 630 A, IEC **NEW**

Line protection

PU (UNIT, SET, M) = 1

PS*/P. unit = 1 unit

PG = 1CB



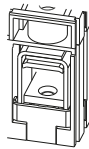
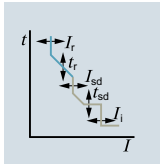
Connection technology	Type	Rated current I_n	Current setting of the inverse-time delayed overload protection "L" I_r	S function (short-time delayed short-circuit protection "S") I_{sd}	Operating current of the instantaneous short-circuit protection "I" I_i	DT
		A	A	A	A	

I_{cu} up to 55 kA at 415 V, medium breaking capacity M M
 See "Overview", p. 2/6 and 2/7
 Article No. www.siemens.com/product?Article No. Basic price per PU

3-pole, fixed-mounted, 3VA20 to 3VA24, up to 630 A Electronic trip unit



1201_18482

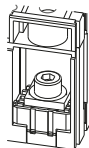


Line and generator protection, with display, with metering function, ETU850 LSI

With adjustable overload protection I_r , adjustable delayed short-circuit protection I_{sd} and adjustable instantaneous short-circuit protection I_i

Connection with box terminal

Model	Rated current I_n	I_r	I_{sd}	I_i	Article No.
3VA20	25	10 ... 25	15 ... 250	38 ... 300	3VA2025-5KP36-0AA0
	40	16 ... 40	24 ... 400	60 ... 480	3VA2040-5KP36-0AA0
	63	25 ... 63	38 ... 630	95 ... 756	3VA2063-5KP36-0AA0
	100	40 ... 100	60 ... 1000	150 ... 1200	3VA2010-5KP36-0AA0
3VA21	25	10 ... 25	15 ... 250	38 ... 300	3VA2125-5KP36-0AA0
	40	16 ... 40	24 ... 400	60 ... 480	3VA2140-5KP36-0AA0
	63	25 ... 63	38 ... 630	95 ... 756	3VA2163-5KP36-0AA0
	100	40 ... 100	60 ... 1000	150 ... 1200	3VA2110-5KP36-0AA0
	160	63 ... 160	96 ... 1600	240 ... 1600	3VA2116-5KP36-0AA0

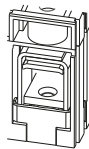
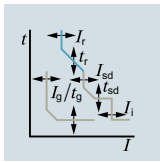


Connection with lug terminal

Model	Rated current I_n	I_r	I_{sd}	I_i	Article No.
3VA20	25	10 ... 25	15 ... 250	38 ... 300	3VA2025-5KP32-0AA0
	40	16 ... 40	24 ... 400	60 ... 480	3VA2040-5KP32-0AA0
	63	25 ... 63	38 ... 630	95 ... 756	3VA2063-5KP32-0AA0
	100	40 ... 100	60 ... 1000	150 ... 1200	3VA2010-5KP32-0AA0
3VA21	25	10 ... 25	15 ... 250	38 ... 300	3VA2125-5KP32-0AA0
	40	16 ... 40	24 ... 400	60 ... 480	3VA2140-5KP32-0AA0
	63	25 ... 63	38 ... 630	95 ... 756	3VA2163-5KP32-0AA0
	100	40 ... 100	60 ... 1000	150 ... 1200	3VA2110-5KP32-0AA0
	160	63 ... 160	96 ... 1600	240 ... 1600	3VA2116-5KP32-0AA0
3VA22	160	63 ... 160	96 ... 1600	240 ... 1920	3VA2216-5KP32-0AA0
	250	100 ... 250	150 ... 2500	375 ... 2500	3VA2225-5KP32-0AA0
3VA23	250	100 ... 250	150 ... 2500	375 ... 3000	3VA2325-5KP32-0AA0
	400	160 ... 400	240 ... 4000	600 ... 4000	3VA2340-5KP32-0AA0
3VA24	400	160 ... 400	240 ... 4000	600 ... 6000 ¹⁾	3VA2440-5KP32-0AA0
	500	200 ... 500	300 ... 5000	750 ... 7000	3VA2450-5KP32-0AA0
	630	250 ... 630	378 ... 5670	945 ... 5670	3VA2463-5KP32-0AA0



1201_18483

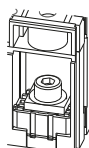


Line and generator protection, with display, with metering function, ETU860 LSIG

With adjustable overload protection I_r , adjustable delayed short-circuit protection I_{sd} , adjustable instantaneous short-circuit protection I_i and adjustable ground-fault protection I_g

Connection with box terminal

Model	Rated current I_n	I_r	I_{sd}	I_i	Article No.
3VA20	25	10 ... 25	15 ... 250	38 ... 300	3VA2025-5KQ36-0AA0
	40	16 ... 40	24 ... 400	60 ... 480	3VA2040-5KQ36-0AA0
	63	25 ... 63	38 ... 630	95 ... 756	3VA2063-5KQ36-0AA0
	100	40 ... 100	60 ... 1000	150 ... 1200	3VA2010-5KQ36-0AA0
3VA21	25	10 ... 25	15 ... 250	38 ... 300	3VA2125-5KQ36-0AA0
	40	16 ... 40	24 ... 400	60 ... 480	3VA2140-5KQ36-0AA0
	63	25 ... 63	38 ... 630	95 ... 756	3VA2163-5KQ36-0AA0
	100	40 ... 100	60 ... 1000	150 ... 1200	3VA2110-5KQ36-0AA0
	160	63 ... 160	96 ... 1600	240 ... 1600	3VA2116-5KQ36-0AA0



Connection with lug terminal

Model	Rated current I_n	I_r	I_{sd}	I_i	Article No.
3VA20	25	10 ... 25	15 ... 250	38 ... 300	3VA2025-5KQ32-0AA0
	40	16 ... 40	24 ... 400	60 ... 480	3VA2040-5KQ32-0AA0
	63	25 ... 63	38 ... 630	95 ... 756	3VA2063-5KQ32-0AA0
	100	40 ... 100	60 ... 1000	150 ... 1200	3VA2010-5KQ32-0AA0
3VA21	25	10 ... 25	15 ... 250	38 ... 300	3VA2125-5KQ32-0AA0
	40	16 ... 40	24 ... 400	60 ... 480	3VA2140-5KQ32-0AA0
	63	25 ... 63	38 ... 630	95 ... 756	3VA2163-5KQ32-0AA0
	100	40 ... 100	60 ... 1000	150 ... 1200	3VA2110-5KQ32-0AA0
	160	63 ... 160	96 ... 1600	240 ... 1600	3VA2116-5KQ32-0AA0
3VA22	160	63 ... 160	96 ... 1600	240 ... 1920	3VA2216-5KQ32-0AA0
	250	100 ... 250	150 ... 2500	375 ... 2500	3VA2225-5KQ32-0AA0
3VA23	250	100 ... 250	150 ... 2500	375 ... 3000	3VA2325-5KQ32-0AA0
	400	160 ... 400	240 ... 4000	600 ... 4000	3VA2340-5KQ32-0AA0
3VA24	400	160 ... 400	240 ... 4000	600 ... 6000 ¹⁾	3VA2440-5KQ32-0AA0
	500	200 ... 500	300 ... 5000	750 ... 7000	3VA2450-5KQ32-0AA0
	630	250 ... 630	378 ... 5670	945 ... 5670	3VA2463-5KQ32-0AA0

¹⁾ At breaking capacity L 4400 A

PU (UNIT, SET, M) = 1

PS*/P. unit = 1 unit

PG = 1CB

Rated current I_n	DT	I_{cu} up to 85 kA at 415 V, high breaking capacity H H		DT	I_{cu} up to 110 kA at 415 V, very high breaking capacity C C		DT	I_{cu} up to 150 kA at 415 V, extremely high breaking capacity L L	
		Article No. www.siemens.com/ product?Article No.	Basic price per PU		Article No. www.siemens.com/ product?Article No.	Basic price per PU		Article No. www.siemens.com/ product?Article No.	Basic price per PU
A									

Line and generator protection, with display, with metering function, ETU850 LSIWith adjustable overload protection I_r , adjustable delayed short-circuit protection I_{sd} and adjustable instantaneous short-circuit protection I_i **Connection with box terminal**

25	3VA2025-6KP36-0AA0	3VA2025-7KP36-0AA0	3VA2025-8KP36-0AA0
40	3VA2040-6KP36-0AA0	3VA2040-7KP36-0AA0	3VA2040-8KP36-0AA0
63	3VA2063-6KP36-0AA0	3VA2063-7KP36-0AA0	3VA2063-8KP36-0AA0
100	3VA2010-6KP36-0AA0	3VA2010-7KP36-0AA0	3VA2010-8KP36-0AA0
25	3VA2125-6KP36-0AA0	3VA2125-7KP36-0AA0	3VA2125-8KP36-0AA0
40	3VA2140-6KP36-0AA0	3VA2140-7KP36-0AA0	3VA2140-8KP36-0AA0
63	3VA2163-6KP36-0AA0	3VA2163-7KP36-0AA0	3VA2163-8KP36-0AA0
100	3VA2110-6KP36-0AA0	3VA2110-7KP36-0AA0	3VA2110-8KP36-0AA0
160	3VA2116-6KP36-0AA0	3VA2116-7KP36-0AA0	3VA2116-8KP36-0AA0

Connection with lug terminal

25	3VA2025-6KP32-0AA0	3VA2025-7KP32-0AA0	3VA2025-8KP32-0AA0
40	3VA2040-6KP32-0AA0	3VA2040-7KP32-0AA0	3VA2040-8KP32-0AA0
63	3VA2063-6KP32-0AA0	3VA2063-7KP32-0AA0	3VA2063-8KP32-0AA0
100	3VA2010-6KP32-0AA0	3VA2010-7KP32-0AA0	3VA2010-8KP32-0AA0
25	3VA2125-6KP32-0AA0	3VA2125-7KP32-0AA0	3VA2125-8KP32-0AA0
40	3VA2140-6KP32-0AA0	3VA2140-7KP32-0AA0	3VA2140-8KP32-0AA0
63	3VA2163-6KP32-0AA0	3VA2163-7KP32-0AA0	3VA2163-8KP32-0AA0
100	3VA2110-6KP32-0AA0	3VA2110-7KP32-0AA0	3VA2110-8KP32-0AA0
160	3VA2116-6KP32-0AA0	3VA2116-7KP32-0AA0	3VA2116-8KP32-0AA0
160	3VA2216-6KP32-0AA0	3VA2216-7KP32-0AA0	3VA2216-8KP32-0AA0
250	3VA2225-6KP32-0AA0	3VA2225-7KP32-0AA0	3VA2225-8KP32-0AA0
250	3VA2325-6KP32-0AA0	3VA2325-7KP32-0AA0	3VA2325-8KP32-0AA0
400	3VA2340-6KP32-0AA0	3VA2340-7KP32-0AA0	3VA2340-8KP32-0AA0
400	3VA2440-6KP32-0AA0	3VA2440-7KP32-0AA0	3VA2440-8KP32-0AA0
500	3VA2450-6KP32-0AA0	3VA2450-7KP32-0AA0	--
630	3VA2463-6KP32-0AA0	3VA2463-7KP32-0AA0	3VA2463-8KP32-0AA0

Line and generator protection, with display, with metering function, ETU860 LSIWith adjustable overload protection I_r , adjustable delayed short-circuit protection I_{sd} , adjustable instantaneous short-circuit protection I_i and adjustable ground-fault protection I_g **Connection with box terminal**

25	3VA2025-6KQ36-0AA0	3VA2025-7KQ36-0AA0	3VA2025-8KQ36-0AA0
40	3VA2040-6KQ36-0AA0	3VA2040-7KQ36-0AA0	3VA2040-8KQ36-0AA0
63	3VA2063-6KQ36-0AA0	3VA2063-7KQ36-0AA0	3VA2063-8KQ36-0AA0
100	3VA2010-6KQ36-0AA0	3VA2010-7KQ36-0AA0	3VA2010-8KQ36-0AA0
25	3VA2125-6KQ36-0AA0	3VA2125-7KQ36-0AA0	3VA2125-8KQ36-0AA0
40	3VA2140-6KQ36-0AA0	3VA2140-7KQ36-0AA0	3VA2140-8KQ36-0AA0
63	3VA2163-6KQ36-0AA0	3VA2163-7KQ36-0AA0	3VA2163-8KQ36-0AA0
100	3VA2110-6KQ36-0AA0	3VA2110-7KQ36-0AA0	3VA2110-8KQ36-0AA0
160	3VA2116-6KQ36-0AA0	3VA2116-7KQ36-0AA0	3VA2116-8KQ36-0AA0

Connection with lug terminal

25	3VA2025-6KQ32-0AA0	3VA2025-7KQ32-0AA0	3VA2025-8KQ32-0AA0
40	3VA2040-6KQ32-0AA0	3VA2040-7KQ32-0AA0	3VA2040-8KQ32-0AA0
63	3VA2063-6KQ32-0AA0	3VA2063-7KQ32-0AA0	3VA2063-8KQ32-0AA0
100	3VA2010-6KQ32-0AA0	3VA2010-7KQ32-0AA0	3VA2010-8KQ32-0AA0
25	3VA2125-6KQ32-0AA0	3VA2125-7KQ32-0AA0	3VA2125-8KQ32-0AA0
40	3VA2140-6KQ32-0AA0	3VA2140-7KQ32-0AA0	3VA2140-8KQ32-0AA0
63	3VA2163-6KQ32-0AA0	3VA2163-7KQ32-0AA0	3VA2163-8KQ32-0AA0
100	3VA2110-6KQ32-0AA0	3VA2110-7KQ32-0AA0	3VA2110-8KQ32-0AA0
160	3VA2116-6KQ32-0AA0	3VA2116-7KQ32-0AA0	3VA2116-8KQ32-0AA0
160	3VA2216-6KQ32-0AA0	3VA2216-7KQ32-0AA0	3VA2216-8KQ32-0AA0
250	3VA2225-6KQ32-0AA0	3VA2225-7KQ32-0AA0	3VA2225-8KQ32-0AA0
250	3VA2325-6KQ32-0AA0	3VA2325-7KQ32-0AA0	3VA2325-8KQ32-0AA0
400	3VA2340-6KQ32-0AA0	3VA2340-7KQ32-0AA0	3VA2340-8KQ32-0AA0
400	3VA2440-6KQ32-0AA0	3VA2440-7KQ32-0AA0	3VA2440-8KQ32-0AA0
500	3VA2450-6KQ32-0AA0	3VA2450-7KQ32-0AA0	--
630	3VA2463-6KQ32-0AA0	3VA2463-7KQ32-0AA0	3VA2463-8KQ32-0AA0

Molded Case Circuit Breakers

3VA2 Molded Case Circuit Breakers up to 630 A, IEC **NEW**

Line protection


PU (UNIT, SET, M) = 1

PS*/P. unit = 1 unit

PG = 1CB



Connection technology	Type	Rated current I_n	Current setting of the inverse-time delayed overload protection "L" I_r	S function (short-time delayed short-circuit protection "S") I_{sd}	Operating current of the instantaneous short-circuit protection "I" I_i	DT
		A	A	A	A	

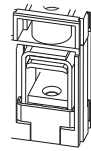
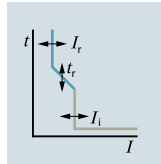
I_{cu} up to 55 kA at 415 V, medium breaking capacity M 
See "Overview", p. 2/6 and 2/7

Article No. www.siemens.com/product?Article No. Basic price per PU

4-pole, fixed-mounted, 3VA20 to 3VA24, up to 630 A Electronic trip unit



1201_18830



Line protection, ETU320 LI

With adjustable overload protection I_r and adjustable instantaneous short-circuit protection I_i , with neutral protection against overload and short circuit 0 % or 100 % (and 50 % with I_n 100 A and above)

Connection with box terminal

3VA20	25	10 ... 25	--	38 ... 300	3VA2025-5HL46-0AA0
	40	16 ... 40	--	60 ... 480	3VA2040-5HL46-0AA0
	63	25 ... 63	--	95 ... 756	3VA2063-5HL46-0AA0
	100	40 ... 100	--	150 ... 1200	3VA2010-5HL46-0AA0
3VA21	25	10 ... 25	--	38 ... 300	3VA2125-5HL46-0AA0
	40	16 ... 40	--	60 ... 480	3VA2140-5HL46-0AA0
	63	25 ... 63	--	95 ... 756	3VA2163-5HL46-0AA0
	100	40 ... 100	--	150 ... 1200	3VA2110-5HL46-0AA0
	160	63 ... 160	--	240 ... 1600	3VA2116-5HL46-0AA0



Connection with lug terminal

3VA20	25	10 ... 25	--	38 ... 300	3VA2025-5HL42-0AA0
	40	16 ... 40	--	60 ... 480	3VA2040-5HL42-0AA0
	63	25 ... 63	--	95 ... 756	3VA2063-5HL42-0AA0
	100	40 ... 100	--	150 ... 1200	3VA2010-5HL42-0AA0
3VA21	25	10 ... 25	--	38 ... 300	3VA2125-5HL42-0AA0
	40	16 ... 40	--	60 ... 480	3VA2140-5HL42-0AA0
	63	25 ... 63	--	95 ... 756	3VA2163-5HL42-0AA0
	100	40 ... 100	--	150 ... 1200	3VA2110-5HL42-0AA0
	160	63 ... 160	--	240 ... 1600	3VA2116-5HL42-0AA0
3VA22	160	63 ... 160	--	240 ... 1920	3VA2216-5HL42-0AA0
	250	100 ... 250	--	375 ... 2500	3VA2225-5HL42-0AA0
3VA23	250	100 ... 250	--	375 ... 3000	3VA2325-5HL42-0AA0
	400	160 ... 400	--	600 ... 4000	3VA2340-5HL42-0AA0
3VA24	400	160 ... 400	--	600 ... 4800 ¹⁾	3VA2440-5HL42-0AA0
	630	250 ... 630	--	945 ... 5670	3VA2463-5HL42-0AA0

¹⁾ At breaking capacity L 4400 A

Molded Case Circuit Breakers

NEW 3VA2 Molded Case Circuit Breakers up to 630 A, IEC

Line protection

PU (UNIT, SET, M) = 1

PS*/P. unit = 1 unit

PG = 1CB

Rated current I_n	DT	I_{cu} up to 85 kA at 415 V, high breaking capacity H H		DT	I_{cu} up to 110 kA at 415 V, very high breaking capacity C C		DT	I_{cu} up to 150 kA at 415 V, extremely high breaking capacity L L	
		Article No. www.siemens.com/ product?Article No.	Basic price per PU		Article No. www.siemens.com/ product?Article No.	Basic price per PU		Article No. www.siemens.com/ product?Article No.	Basic price per PU
A									

2

Line protection, ETU320 LI

With adjustable overload protection I_r and adjustable instantaneous short-circuit protection I_i , with neutral protection against overload and short circuit 0 % or 100 % (and 50 % with I_n 100 A and above)

Connection with box terminal

Rated current I_n	Article No.	Article No.	Article No.
25	3VA2025-6HL46-0AA0	3VA2025-7HL46-0AA0	3VA2025-8HL46-0AA0
40	3VA2040-6HL46-0AA0	3VA2040-7HL46-0AA0	3VA2040-8HL46-0AA0
63	3VA2063-6HL46-0AA0	3VA2063-7HL46-0AA0	3VA2063-8HL46-0AA0
100	3VA2010-6HL46-0AA0	3VA2010-7HL46-0AA0	3VA2010-8HL46-0AA0
25	3VA2125-6HL46-0AA0	3VA2125-7HL46-0AA0	3VA2125-8HL46-0AA0
40	3VA2140-6HL46-0AA0	3VA2140-7HL46-0AA0	3VA2140-8HL46-0AA0
63	3VA2163-6HL46-0AA0	3VA2163-7HL46-0AA0	3VA2163-8HL46-0AA0
100	3VA2110-6HL46-0AA0	3VA2110-7HL46-0AA0	3VA2110-8HL46-0AA0
160	3VA2116-6HL46-0AA0	3VA2116-7HL46-0AA0	3VA2116-8HL46-0AA0

Connection with lug terminal

Rated current I_n	Article No.	Article No.	Article No.
25	3VA2025-6HL42-0AA0	3VA2025-7HL42-0AA0	3VA2025-8HL42-0AA0
40	3VA2040-6HL42-0AA0	3VA2040-7HL42-0AA0	3VA2040-8HL42-0AA0
63	3VA2063-6HL42-0AA0	3VA2063-7HL42-0AA0	3VA2063-8HL42-0AA0
100	3VA2010-6HL42-0AA0	3VA2010-7HL42-0AA0	3VA2010-8HL42-0AA0
25	3VA2125-6HL42-0AA0	3VA2125-7HL42-0AA0	3VA2125-8HL42-0AA0
40	3VA2140-6HL42-0AA0	3VA2140-7HL42-0AA0	3VA2140-8HL42-0AA0
63	3VA2163-6HL42-0AA0	3VA2163-7HL42-0AA0	3VA2163-8HL42-0AA0
100	3VA2110-6HL42-0AA0	3VA2110-7HL42-0AA0	3VA2110-8HL42-0AA0
160	3VA2116-6HL42-0AA0	3VA2116-7HL42-0AA0	3VA2116-8HL42-0AA0
160	3VA2216-6HL42-0AA0	3VA2216-7HL42-0AA0	3VA2216-8HL42-0AA0
250	3VA2225-6HL42-0AA0	3VA2225-7HL42-0AA0	3VA2225-8HL42-0AA0
250	3VA2325-6HL42-0AA0	3VA2325-7HL42-0AA0	3VA2325-8HL42-0AA0
400	3VA2340-6HL42-0AA0	3VA2340-7HL42-0AA0	3VA2340-8HL42-0AA0
400	3VA2440-6HL42-0AA0	3VA2440-7HL42-0AA0	3VA2440-8HL42-0AA0
630	3VA2463-6HL42-0AA0	3VA2463-7HL42-0AA0	3VA2463-8HL42-0AA0

Molded Case Circuit Breakers

3VA2 Molded Case Circuit Breakers up to 630 A, IEC **NEW**

Line protection

PU (UNIT, SET, M) = 1

PS*/P. unit = 1 unit

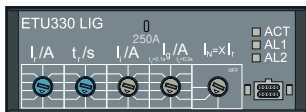
PG = 1CB



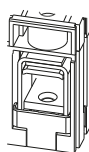
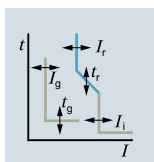
Connection technology	Type	Rated current I_n	Current setting of the inverse-time delayed overload protection "L" I_r	Operating current of the instantaneous short-circuit protection "I" I_i	Ground-fault protection G I_g	DT
		A	A	A	A	

I_{cu} up to 55 kA at 415 V, medium breaking capacity M M
 See "Overview", p. 2/6 and 2/7
 Article No. Basic price per PU
www.siemens.com/product?ArticleNo.

4-pole, fixed-mounted, 3VA20 to 3VA24, up to 630 A Electronic trip unit



1201_18829

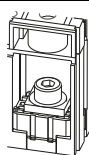


Line protection, ETU330 LIG

With adjustable overload protection I_r and adjustable instantaneous short-circuit protection I_i , with neutral protection against overload and short circuit 0 % or 100 % (and 50 % with I_n 100 A and above) and adjustable ground-fault protection I_g

Connection with box terminal

3VA20	25	10 ... 25	38 ... 300	15 ... 25	3VA2025-5HM46-0AA0
	40	16 ... 40	60 ... 480	16 ... 40	3VA2040-5HM46-0AA0
	63	25 ... 63	95 ... 756	16 ... 63	3VA2063-5HM46-0AA0
	100	40 ... 100	150 ... 1200	20 ... 100	3VA2010-5HM46-0AA0
3VA21	25	10 ... 25	38 ... 300	15 ... 25	3VA2125-5HM46-0AA0
	40	16 ... 40	60 ... 480	16 ... 40	3VA2140-5HM46-0AA0
	63	25 ... 63	95 ... 756	16 ... 63	3VA2163-5HM46-0AA0
	100	40 ... 100	150 ... 1200	20 ... 100	3VA2110-5HM46-0AA0
	160	63 ... 160	240 ... 1600	32 ... 160	3VA2116-5HM46-0AA0



Connection with lug terminal

3VA20	25	10 ... 25	38 ... 300	15 ... 25	3VA2025-5HM42-0AA0
	40	16 ... 40	60 ... 480	16 ... 40	3VA2040-5HM42-0AA0
	63	25 ... 63	95 ... 756	16 ... 63	3VA2063-5HM42-0AA0
	100	40 ... 100	150 ... 1200	20 ... 100	3VA2010-5HM42-0AA0
3VA21	25	10 ... 25	38 ... 300	15 ... 25	3VA2125-5HM42-0AA0
	40	16 ... 40	60 ... 480	16 ... 40	3VA2140-5HM42-0AA0
	63	25 ... 63	95 ... 756	16 ... 63	3VA2163-5HM42-0AA0
	100	40 ... 100	150 ... 1200	20 ... 100	3VA2110-5HM42-0AA0
	160	63 ... 160	240 ... 1600	32 ... 160	3VA2116-5HM42-0AA0
	3VA22	160	63 ... 160	240 ... 1920	32 ... 160
250		100 ... 250	375 ... 2500	50 ... 250	3VA2225-5HM42-0AA0
3VA23	250	100 ... 250	375 ... 3000	50 ... 250	3VA2325-5HM42-0AA0
	400	160 ... 400	600 ... 4000	80 ... 400	3VA2340-5HM42-0AA0
3VA24	400	160 ... 400	600 ... 4800 ¹⁾	80 ... 400	3VA2440-5HM42-0AA0
	630	250 ... 630	945 ... 5670	126 ... 630	3VA2463-5HM42-0AA0

¹⁾ At breaking capacity L 4400 A

PU (UNIT, SET, M) = 1

PS*/P. unit = 1 unit

PG = 1CB

Rated current I_n	DT	I_{cu} up to 85 kA at 415 V, high breaking capacity H H		DT	I_{cu} up to 110 kA at 415 V, very high breaking capacity C C		DT	I_{cu} up to 150 kA at 415 V, extremely high breaking capacity L L	
		Article No. www.siemens.com/ product?Article No.	Basic price per PU		Article No. www.siemens.com/ product?Article No.	Basic price per PU		Article No. www.siemens.com/ product?Article No.	Basic price per PU
A									

Line protection, ETU330 LIG

With adjustable overload protection I_r and adjustable instantaneous short-circuit protection I_i , with neutral protection against overload and short circuit 0 % or 100 % (and 50 % with I_n 100 A and above) and adjustable ground-fault protection I_g

Connection with box terminal

25	3VA2025-6HM46-0AA0	3VA2025-7HM46-0AA0	3VA2025-8HM46-0AA0
40	3VA2040-6HM46-0AA0	3VA2040-7HM46-0AA0	3VA2040-8HM46-0AA0
63	3VA2063-6HM46-0AA0	3VA2063-7HM46-0AA0	3VA2063-8HM46-0AA0
100	3VA2010-6HM46-0AA0	3VA2010-7HM46-0AA0	3VA2010-8HM46-0AA0
25	3VA2125-6HM46-0AA0	3VA2125-7HM46-0AA0	3VA2125-8HM46-0AA0
40	3VA2140-6HM46-0AA0	3VA2140-7HM46-0AA0	3VA2140-8HM46-0AA0
63	3VA2163-6HM46-0AA0	3VA2163-7HM46-0AA0	3VA2163-8HM46-0AA0
100	3VA2110-6HM46-0AA0	3VA2110-7HM46-0AA0	3VA2110-8HM46-0AA0
160	3VA2116-6HM46-0AA0	3VA2116-7HM46-0AA0	3VA2116-8HM46-0AA0

Connection with lug terminal

25	3VA2025-6HM42-0AA0	3VA2025-7HM42-0AA0	3VA2025-8HM42-0AA0
40	3VA2040-6HM42-0AA0	3VA2040-7HM42-0AA0	3VA2040-8HM42-0AA0
63	3VA2063-6HM42-0AA0	3VA2063-7HM42-0AA0	3VA2063-8HM42-0AA0
100	3VA2010-6HM42-0AA0	3VA2010-7HM42-0AA0	3VA2010-8HM42-0AA0
25	3VA2125-6HM42-0AA0	3VA2125-7HM42-0AA0	3VA2125-8HM42-0AA0
40	3VA2140-6HM42-0AA0	3VA2140-7HM42-0AA0	3VA2140-8HM42-0AA0
63	3VA2163-6HM42-0AA0	3VA2163-7HM42-0AA0	3VA2163-8HM42-0AA0
100	3VA2110-6HM42-0AA0	3VA2110-7HM42-0AA0	3VA2110-8HM42-0AA0
160	3VA2116-6HM42-0AA0	3VA2116-7HM42-0AA0	3VA2116-8HM42-0AA0
160	3VA2216-6HM42-0AA0	3VA2216-7HM42-0AA0	3VA2216-8HM42-0AA0
250	3VA2225-6HM42-0AA0	3VA2225-7HM42-0AA0	3VA2225-8HM42-0AA0
250	3VA2325-6HM42-0AA0	3VA2325-7HM42-0AA0	3VA2325-8HM42-0AA0
400	3VA2340-6HM42-0AA0	3VA2340-7HM42-0AA0	3VA2340-8HM42-0AA0
400	3VA2440-6HM42-0AA0	3VA2440-7HM42-0AA0	3VA2440-8HM42-0AA0
630	3VA2463-6HM42-0AA0	3VA2463-7HM42-0AA0	3VA2463-8HM42-0AA0

Molded Case Circuit Breakers

3VA2 Molded Case Circuit Breakers up to 630 A, IEC **NEW**

Line protection

PU (UNIT, SET, M) = 1

PS*/P. unit = 1 unit

PG = 1CB

2



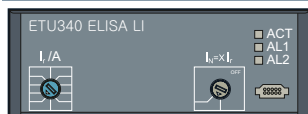
Connection technology	Type	Rated current I_n	Current setting of the inverse-time delayed overload protection "L" I_r	S function (short-time delayed short-circuit protection "S") I_{sd}	Operating current of the instantaneous short-circuit protection "I" I_i	DT
		A	A	A	A	

I_{cu} up to 55 kA at 415 V, medium breaking capacity M M

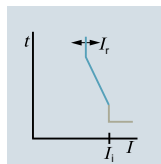
See "Overview", p. 2/6 and 2/7

Article No. Basic price per PU
www.siemens.com/product?ArticleNo.

4-pole, fixed-mounted, 3VA21 to 3VA24, up to 630 A Electronic trip unit



1201_18427



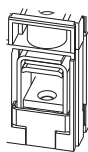
Line protection, ETU340 ELISA

With easily adjustable characteristic (characteristic form of a fuse) with "N" overload and short-circuit release 0 %, 50 % or 100 %

Connection with box terminal

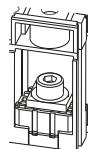
3VA21	25	10 ... 25	--	375
	40	16 ... 40	--	600
	63	25 ... 63	--	945
	100	40 ... 100	--	1500

- [3VA2125-5HK46-0AA0](#)
- [3VA2140-5HK46-0AA0](#)
- [3VA2163-5HK46-0AA0](#)
- [3VA2110-5HK46-0AA0](#)



Connection with lug terminal

3VA21	25	10 ... 25	--	375	3VA2125-5HK42-0AA0
	40	16 ... 40	--	600	3VA2140-5HK42-0AA0
	63	25 ... 63	--	945	3VA2163-5HK42-0AA0
	100	40 ... 100	--	1500	3VA2110-5HK42-0AA0
3VA22	160	63 ... 160	--	2400	3VA2216-5HK42-0AA0
3VA23	250	100 ... 250	--	3750	3VA2325-5HK42-0AA0
3VA24	400	160 ... 400	--	6000 ¹⁾	3VA2440-5HK42-0AA0
	500	200 ... 500	--	7000	3VA2450-5HK42-0AA0
	630	250 ... 630	--	5670	3VA2463-5HK42-0AA0



- [3VA2125-5HK42-0AA0](#)
- [3VA2140-5HK42-0AA0](#)
- [3VA2163-5HK42-0AA0](#)
- [3VA2110-5HK42-0AA0](#)
- [3VA2216-5HK42-0AA0](#)
- [3VA2325-5HK42-0AA0](#)
- [3VA2440-5HK42-0AA0](#)
- [3VA2450-5HK42-0AA0](#)
- [3VA2463-5HK42-0AA0](#)

¹⁾ At breaking capacity L 4400 A

Molded Case Circuit Breakers**NEW** 3VA2 Molded Case Circuit Breakers up to 630 A, IEC**Line protection**

PU (UNIT, SET, M) = 1

PS*/P. unit = 1 unit

PG = 1CB

Rated current I_n	DT	I_{cu} up to 85 kA at 415 V, high breaking capacity H H		DT	I_{cu} up to 110 kA at 415 V, very high breaking capacity C C		DT	I_{cu} up to 150 kA at 415 V, extremely high breaking capacity L L	
		Article No. www.siemens.com/ product?Article No.	Basic price per PU		Article No. www.siemens.com/ product?Article No.	Basic price per PU		Article No. www.siemens.com/ product?Article No.	Basic price per PU
A									

Line protection, ETU340 ELISA

With easily adjustable characteristic (characteristic form of a fuse)
with "N" overload and short-circuit release 0 %, 50 % or 100 %

Connection with box terminal

25	3VA2125-6HK46-0AA0	3VA2125-7HK46-0AA0	3VA2125-8HK46-0AA0
40	3VA2140-6HK46-0AA0	3VA2140-7HK46-0AA0	3VA2140-8HK46-0AA0
63	3VA2163-6HK46-0AA0	3VA2163-7HK46-0AA0	3VA2163-8HK46-0AA0
100	3VA2110-6HK46-0AA0	3VA2110-7HK46-0AA0	3VA2110-8HK46-0AA0

Connection with lug terminal

25	3VA2125-6HK42-0AA0	3VA2125-7HK42-0AA0	3VA2125-8HK42-0AA0
40	3VA2140-6HK42-0AA0	3VA2140-7HK42-0AA0	3VA2140-8HK42-0AA0
63	3VA2163-6HK42-0AA0	3VA2163-7HK42-0AA0	3VA2163-8HK42-0AA0
100	3VA2110-6HK42-0AA0	3VA2110-7HK42-0AA0	3VA2110-8HK42-0AA0
160	3VA2216-6HK42-0AA0	3VA2216-7HK42-0AA0	3VA2216-8HK42-0AA0
250	3VA2325-6HK42-0AA0	3VA2325-7HK42-0AA0	3VA2325-8HK42-0AA0
400	3VA2440-6HK42-0AA0	3VA2440-7HK42-0AA0	3VA2440-8HK42-0AA0
500	3VA2450-6HK42-0AA0	3VA2450-7HK42-0AA0	3VA2450-8HK42-0AA0
630	3VA2463-6HK42-0AA0	3VA2463-7HK42-0AA0	3VA2463-8HK42-0AA0

Molded Case Circuit Breakers

3VA2 Molded Case Circuit Breakers up to 630 A, IEC **NEW**

Line protection

PU (UNIT, SET, M) = 1

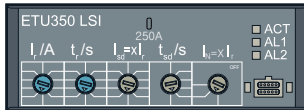
PS*/P. unit = 1 unit

PG = 1CB

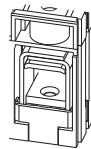
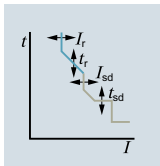


Connection technology	Type	Rated current I_n	Current setting of the inverse-time delayed overload protection "L" I_r	S function (short-time delayed short-circuit protection "S") I_{sd}	Operating current of the instantaneous short-circuit protection "I" I_i	DT	I_{cu} up to 55 kA at 415 V, medium breaking capacity M See "Overview", p. 2/6 and 2/7
		A	A	A	A		Article No. www.siemens.com/product?ArticleNo. Basic price per PU

4-pole, fixed-mounted, 3VA20 to 3VA24, up to 630 A Electronic trip unit



I201_18828



Line and generator protection, ETU350 LSI

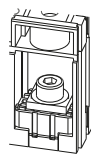
With adjustable overload protection I_r , adjustable delayed short-circuit protection I_{sd} and fixed instantaneous short-circuit protection I_i , with neutral protection against overload and short circuit 0 % or 100 % (and 50 % with I_n 100 A and above)

$I_r \times \dots$

Connection with box terminal

3VA20	25	10 ... 25	1.5 ... 10	300
	40	16 ... 40	1.5 ... 10	480
	63	25 ... 63	1.5 ... 10	756
	100	40 ... 100	1.5 ... 10	1200
3VA21	25	10 ... 25	1.5 ... 10	300
	40	16 ... 40	1.5 ... 10	480
	63	25 ... 63	1.5 ... 10	756
	100	40 ... 100	1.5 ... 10	1200
	160	63 ... 160	1.5 ... 10	1600

3VA2025-5HN46-0AA0
3VA2040-5HN46-0AA0
3VA2063-5HN46-0AA0
3VA2010-5HN46-0AA0



Connection with lug terminal

3VA20	25	10 ... 25	1.5 ... 10	300
	40	16 ... 40	1.5 ... 10	480
	63	25 ... 63	1.5 ... 10	756
	100	40 ... 100	1.5 ... 10	1200
3VA21	25	10 ... 25	1.5 ... 10	300
	40	16 ... 40	1.5 ... 10	480
	63	25 ... 63	1.5 ... 10	756
	100	40 ... 100	1.5 ... 10	1200
	160	63 ... 160	1.5 ... 10	1600
3VA22	160	63 ... 160	1.5 ... 10	1920
	250	100 ... 250	1.5 ... 10	2500
3VA23	250	100 ... 250	1.5 ... 10	3000
	400	160 ... 400	1.5 ... 10	4000
3VA24	400	160 ... 400	1.5 ... 10	4800 ¹⁾
	630	250 ... 630	1.5 ... 9	5670

3VA2025-5HN42-0AA0
3VA2040-5HN42-0AA0
3VA2063-5HN42-0AA0
3VA2010-5HN42-0AA0

3VA2125-5HN42-0AA0
3VA2140-5HN42-0AA0
3VA2163-5HN42-0AA0
3VA2110-5HN42-0AA0
3VA2116-5HN42-0AA0

3VA2216-5HN42-0AA0
3VA2225-5HN42-0AA0

3VA2325-5HN42-0AA0
3VA2340-5HN42-0AA0

3VA2440-5HN42-0AA0
3VA2463-5HN42-0AA0

¹⁾ At breaking capacity L 4400 A

Molded Case Circuit Breakers

NEW 3VA2 Molded Case Circuit Breakers up to 630 A, IEC

Line protection

PU (UNIT, SET, M) = 1

PS*/P. unit = 1 unit

PG = 1CB

Rated current I_n	DT	I_{cu} up to 85 kA at 415 V, high breaking capacity H H		DT	I_{cu} up to 110 kA at 415 V, very high breaking capacity C C		DT	I_{cu} up to 150 kA at 415 V, extremely high breaking capacity L L	
		Article No. www.siemens.com/ product?Article No.	Basic price per PU		Article No. www.siemens.com/ product?Article No.	Basic price per PU		Article No. www.siemens.com/ product?Article No.	Basic price per PU
A									

2

Line and generator protection, ETU350 LSI

With adjustable overload protection I_n , adjustable delayed short-circuit protection I_{sd} and fixed instantaneous short-circuit protection I_i , with neutral protection against overload and short circuit 0 % or 100 % (and 50 % with I_n 100 A and above)

Connection with box terminal

25	3VA2025-6HN46-0AA0	3VA2025-7HN46-0AA0	3VA2025-8HN46-0AA0
40	3VA2040-6HN46-0AA0	3VA2040-7HN46-0AA0	3VA2040-8HN46-0AA0
63	3VA2063-6HN46-0AA0	3VA2063-7HN46-0AA0	3VA2063-8HN46-0AA0
100	3VA2010-6HN46-0AA0	3VA2010-7HN46-0AA0	3VA2010-8HN46-0AA0
25	3VA2125-6HN46-0AA0	3VA2125-7HN46-0AA0	3VA2125-8HN46-0AA0
40	3VA2140-6HN46-0AA0	3VA2140-7HN46-0AA0	3VA2140-8HN46-0AA0
63	3VA2163-6HN46-0AA0	3VA2163-7HN46-0AA0	3VA2163-8HN46-0AA0
100	3VA2110-6HN46-0AA0	3VA2110-7HN46-0AA0	3VA2110-8HN46-0AA0
160	3VA2116-6HN46-0AA0	3VA2116-7HN46-0AA0	3VA2116-8HN46-0AA0

Connection with lug terminal

25	3VA2025-6HN42-0AA0	3VA2025-7HN42-0AA0	3VA2025-8HN42-0AA0
40	3VA2040-6HN42-0AA0	3VA2040-7HN42-0AA0	3VA2040-8HN42-0AA0
63	3VA2063-6HN42-0AA0	3VA2063-7HN42-0AA0	3VA2063-8HN42-0AA0
100	3VA2010-6HN42-0AA0	3VA2010-7HN42-0AA0	3VA2010-8HN42-0AA0
25	3VA2125-6HN42-0AA0	3VA2125-7HN42-0AA0	3VA2125-8HN42-0AA0
40	3VA2140-6HN42-0AA0	3VA2140-7HN42-0AA0	3VA2140-8HN42-0AA0
63	3VA2163-6HN42-0AA0	3VA2163-7HN42-0AA0	3VA2163-8HN42-0AA0
100	3VA2110-6HN42-0AA0	3VA2110-7HN42-0AA0	3VA2110-8HN42-0AA0
160	3VA2116-6HN42-0AA0	3VA2116-7HN42-0AA0	3VA2116-8HN42-0AA0
160	3VA2216-6HN42-0AA0	3VA2216-7HN42-0AA0	3VA2216-8HN42-0AA0
250	3VA2225-6HN42-0AA0	3VA2225-7HN42-0AA0	3VA2225-8HN42-0AA0
250	3VA2325-6HN42-0AA0	3VA2325-7HN42-0AA0	3VA2325-8HN42-0AA0
400	3VA2340-6HN42-0AA0	3VA2340-7HN42-0AA0	3VA2340-8HN42-0AA0
400	3VA2440-6HN42-0AA0	3VA2440-7HN42-0AA0	3VA2440-8HN42-0AA0
630	3VA2463-6HN42-0AA0	3VA2463-7HN42-0AA0	3VA2463-8HN42-0AA0

Molded Case Circuit Breakers

3VA2 Molded Case Circuit Breakers up to 630 A, IEC **NEW**

Line protection

PU (UNIT, SET, M) = 1

PS*/P. unit = 1 unit

PG = 1CB

2



Connection technology	Type	Rated current I_n	Current setting of the inverse-time delayed overload protection "L" I_r	S function (short-time delayed short-circuit protection "S") I_{sd}	Operating current of the instantaneous short-circuit protection "I" I_i	DT
		A	A	A	A	

I_{cu} up to 55 kA at 415 V, medium breaking capacity M M

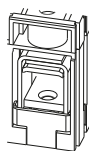
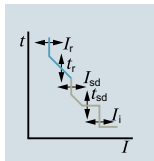
See "Overview", p. 2/6 and 2/7

Article No. www.siemens.com/product?ArticleNo. Basic price per PU

4-pole, fixed-mounted, 3VA20 to 3VA24, up to 630 A Electronic trip unit



1201_18480

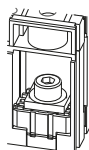


Line and generator protection, with display, ETU550 LSI

With adjustable overload protection I_r , adjustable delayed short-circuit protection I_{sd} and fixed instantaneous short-circuit protection I_i , with neutral protection against overload and short circuit from 20 %/40 % to 100 %/160 %

Connection with box terminal

Model	I_n	I_r	I_{sd}	I_i	Product Code
3VA20	25	10 ... 25	15 ... 250	38 ... 300	3VA2025-5JP46-0AA0
	40	16 ... 40	24 ... 400	60 ... 480	3VA2040-5JP46-0AA0
	63	25 ... 63	38 ... 630	95 ... 756	3VA2063-5JP46-0AA0
	100	40 ... 100	60 ... 1000	150 ... 1200	3VA2010-5JP46-0AA0
3VA21	25	10 ... 25	15 ... 250	38 ... 300	3VA2125-5JP46-0AA0
	40	16 ... 40	24 ... 400	60 ... 480	3VA2140-5JP46-0AA0
	63	25 ... 63	38 ... 630	95 ... 756	3VA2163-5JP46-0AA0
	100	40 ... 100	60 ... 1000	150 ... 1200	3VA2110-5JP46-0AA0
	160	63 ... 160	96 ... 1600	240 ... 1600	3VA2116-5JP46-0AA0

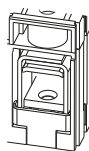
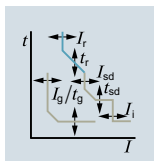


Connection with lug terminal

Model	I_n	I_r	I_{sd}	I_i	Product Code
3VA20	25	10 ... 25	15 ... 250	38 ... 300	3VA2025-5JP42-0AA0
	40	16 ... 40	24 ... 400	60 ... 480	3VA2040-5JP42-0AA0
	63	25 ... 63	38 ... 630	95 ... 756	3VA2063-5JP42-0AA0
	100	40 ... 100	60 ... 1000	150 ... 1200	3VA2010-5JP42-0AA0
3VA21	25	10 ... 25	15 ... 250	38 ... 300	3VA2125-5JP42-0AA0
	40	16 ... 40	24 ... 400	60 ... 480	3VA2140-5JP42-0AA0
	63	25 ... 63	38 ... 630	95 ... 756	3VA2163-5JP42-0AA0
	100	40 ... 100	60 ... 1000	150 ... 1200	3VA2110-5JP42-0AA0
	160	63 ... 160	96 ... 1600	240 ... 1600	3VA2116-5JP42-0AA0
3VA22	160	63 ... 160	96 ... 1600	240 ... 1920	3VA2216-5JP42-0AA0
	250	100 ... 250	150 ... 2500	375 ... 2500	3VA2225-5JP42-0AA0
3VA23	250	100 ... 250	150 ... 2500	375 ... 3000	3VA2325-5JP42-0AA0
	400	160 ... 400	240 ... 4000	600 ... 4000	3VA2340-5JP42-0AA0
3VA24	400	160 ... 400	240 ... 4000	600 ... 6000 ¹⁾	3VA2440-5JP42-0AA0
	500	200 ... 500	300 ... 5000	750 ... 7000	3VA2450-5JP42-0AA0
	630	250 ... 630	378 ... 5670	945 ... 5670	3VA2463-5JP42-0AA0



1201_18481

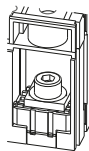


Line and generator protection, with display, ETU560 LSI

With adjustable overload protection I_r , adjustable delayed short-circuit protection I_{sd} and fixed instantaneous short-circuit protection I_i , with neutral protection against overload and short circuit from 20 %/40 % to 100 %/160 % and adjustable ground-fault protection I_g

Connection with box terminal

Model	I_n	I_r	I_{sd}	I_i	Product Code
3VA20	25	10 ... 25	15 ... 250	38 ... 300	3VA2025-5JQ46-0AA0
	40	16 ... 40	24 ... 400	60 ... 480	3VA2040-5JQ46-0AA0
	63	25 ... 63	38 ... 630	95 ... 756	3VA2063-5JQ46-0AA0
	100	40 ... 100	60 ... 1000	150 ... 1200	3VA2010-5JQ46-0AA0
3VA21	25	10 ... 25	15 ... 250	38 ... 300	3VA2125-5JQ46-0AA0
	40	16 ... 40	24 ... 400	60 ... 480	3VA2140-5JQ46-0AA0
	63	25 ... 63	38 ... 630	95 ... 756	3VA2163-5JQ46-0AA0
	100	40 ... 100	60 ... 1000	150 ... 1200	3VA2110-5JQ46-0AA0
	160	63 ... 160	96 ... 1600	240 ... 1600	3VA2116-5JQ46-0AA0



Connection with lug terminal

Model	I_n	I_r	I_{sd}	I_i	Product Code
3VA20	25	10 ... 25	15 ... 250	38 ... 300	3VA2025-5JQ42-0AA0
	40	16 ... 40	24 ... 400	60 ... 480	3VA2040-5JQ42-0AA0
	63	25 ... 63	38 ... 630	95 ... 756	3VA2063-5JQ42-0AA0
	100	40 ... 100	60 ... 1000	150 ... 1200	3VA2010-5JQ42-0AA0
3VA21	25	10 ... 25	15 ... 250	38 ... 300	3VA2125-5JQ42-0AA0
	40	16 ... 40	24 ... 400	60 ... 480	3VA2140-5JQ42-0AA0
	63	25 ... 63	38 ... 630	95 ... 756	3VA2163-5JQ42-0AA0
	100	40 ... 100	60 ... 1000	150 ... 1200	3VA2110-5JQ42-0AA0
	160	63 ... 160	96 ... 1600	240 ... 1600	3VA2116-5JQ42-0AA0
3VA22	160	63 ... 160	96 ... 1600	240 ... 1920	3VA2216-5JQ42-0AA0
	250	100 ... 250	150 ... 2500	375 ... 2500	3VA2225-5JQ42-0AA0
3VA23	250	100 ... 250	150 ... 2500	375 ... 3000	3VA2325-5JQ42-0AA0
	400	160 ... 400	240 ... 4000	600 ... 4000	3VA2340-5JQ42-0AA0
3VA24	400	160 ... 400	240 ... 4000	600 ... 6000 ¹⁾	3VA2440-5JQ42-0AA0
	500	200 ... 500	300 ... 5000	750 ... 7000	3VA2450-5JQ42-0AA0
	630	250 ... 630	378 ... 5670	945 ... 5670	3VA2463-5JQ42-0AA0

¹⁾ At breaking capacity L 4400 A

PU (UNIT, SET, M) = 1

PS*/P. unit = 1 unit

PG = 1CB

Rated current I_n	DT	I_{cu} up to 85 kA at 415 V, high breaking capacity H H		DT	I_{cu} up to 110 kA at 415 V, very high breaking capacity C C		DT	I_{cu} up to 150 kA at 415 V, extremely high breaking capacity L L	
		Article No. www.siemens.com/ product?Article No.	Basic price per PU		Article No. www.siemens.com/ product?Article No.	Basic price per PU		Article No. www.siemens.com/ product?Article No.	Basic price per PU
A									

Line and generator protection, with display, ETU550 LSI

With adjustable overload protection I_r , adjustable delayed short-circuit protection I_{sd}
and fixed instantaneous short-circuit protection I_i ,
with neutral protection against overload and short circuit from 20 %/40 % to 100 %/160 %

Connection with box terminal

25	3VA2025-6JP46-0AA0	3VA2025-7JP46-0AA0	3VA2025-8JP46-0AA0
40	3VA2040-6JP46-0AA0	3VA2040-7JP46-0AA0	3VA2040-8JP46-0AA0
63	3VA2063-6JP46-0AA0	3VA2063-7JP46-0AA0	3VA2063-8JP46-0AA0
100	3VA2010-6JP46-0AA0	3VA2010-7JP46-0AA0	3VA2010-8JP46-0AA0
25	3VA2125-6JP46-0AA0	3VA2125-7JP46-0AA0	3VA2125-8JP46-0AA0
40	3VA2140-6JP46-0AA0	3VA2140-7JP46-0AA0	3VA2140-8JP46-0AA0
63	3VA2163-6JP46-0AA0	3VA2163-7JP46-0AA0	3VA2163-8JP46-0AA0
100	3VA2110-6JP46-0AA0	3VA2110-7JP46-0AA0	3VA2110-8JP46-0AA0
160	3VA2116-6JP46-0AA0	3VA2116-7JP46-0AA0	3VA2116-8JP46-0AA0

Connection with lug terminal

25	3VA2025-6JP42-0AA0	3VA2025-7JP42-0AA0	3VA2025-8JP42-0AA0
40	3VA2040-6JP42-0AA0	3VA2040-7JP42-0AA0	3VA2040-8JP42-0AA0
63	3VA2063-6JP42-0AA0	3VA2063-7JP42-0AA0	3VA2063-8JP42-0AA0
100	3VA2010-6JP42-0AA0	3VA2010-7JP42-0AA0	3VA2010-8JP42-0AA0
25	3VA2125-6JP42-0AA0	3VA2125-7JP42-0AA0	3VA2125-8JP42-0AA0
40	3VA2140-6JP42-0AA0	3VA2140-7JP42-0AA0	3VA2140-8JP42-0AA0
63	3VA2163-6JP42-0AA0	3VA2163-7JP42-0AA0	3VA2163-8JP42-0AA0
100	3VA2110-6JP42-0AA0	3VA2110-7JP42-0AA0	3VA2110-8JP42-0AA0
160	3VA2116-6JP42-0AA0	3VA2116-7JP42-0AA0	3VA2116-8JP42-0AA0
160	3VA2216-6JP42-0AA0	3VA2216-7JP42-0AA0	3VA2216-8JP42-0AA0
250	3VA2225-6JP42-0AA0	3VA2225-7JP42-0AA0	3VA2225-8JP42-0AA0
250	3VA2325-6JP42-0AA0	3VA2325-7JP42-0AA0	3VA2325-8JP42-0AA0
400	3VA2340-6JP42-0AA0	3VA2340-7JP42-0AA0	3VA2340-8JP42-0AA0
400	3VA2440-6JP42-0AA0	3VA2440-7JP42-0AA0	3VA2440-8JP42-0AA0
500	3VA2450-6JP42-0AA0	3VA2450-7JP42-0AA0	--
630	3VA2463-6JP42-0AA0	3VA2463-7JP42-0AA0	3VA2463-8JP42-0AA0

Line and generator protection, with display, ETU560 LSIG

With adjustable overload protection I_r , adjustable delayed short-circuit protection I_{sd}
and fixed instantaneous short-circuit protection I_i ,
with neutral protection against overload and short circuit from 20 %/40 % to 100 %/160 %
and adjustable ground-fault protection I_g

Connection with box terminal

25	3VA2025-6JQ46-0AA0	3VA2025-7JQ46-0AA0	3VA2025-8JQ46-0AA0
40	3VA2040-6JQ46-0AA0	3VA2040-7JQ46-0AA0	3VA2040-8JQ46-0AA0
63	3VA2063-6JQ46-0AA0	3VA2063-7JQ46-0AA0	3VA2063-8JQ46-0AA0
100	3VA2010-6JQ46-0AA0	3VA2010-7JQ46-0AA0	3VA2010-8JQ46-0AA0
25	3VA2125-6JQ46-0AA0	3VA2125-7JQ46-0AA0	3VA2125-8JQ46-0AA0
40	3VA2140-6JQ46-0AA0	3VA2140-7JQ46-0AA0	3VA2140-8JQ46-0AA0
63	3VA2163-6JQ46-0AA0	3VA2163-7JQ46-0AA0	3VA2163-8JQ46-0AA0
100	3VA2110-6JQ46-0AA0	3VA2110-7JQ46-0AA0	3VA2110-8JQ46-0AA0
160	3VA2116-6JQ46-0AA0	3VA2116-7JQ46-0AA0	3VA2116-8JQ46-0AA0

Connection with lug terminal

25	3VA2025-6JQ42-0AA0	3VA2025-7JQ42-0AA0	3VA2025-8JQ42-0AA0
40	3VA2040-6JQ42-0AA0	3VA2040-7JQ42-0AA0	3VA2040-8JQ42-0AA0
63	3VA2063-6JQ42-0AA0	3VA2063-7JQ42-0AA0	3VA2063-8JQ42-0AA0
100	3VA2010-6JQ42-0AA0	3VA2010-7JQ42-0AA0	3VA2010-8JQ42-0AA0
25	3VA2125-6JQ42-0AA0	3VA2125-7JQ42-0AA0	3VA2125-8JQ42-0AA0
40	3VA2140-6JQ42-0AA0	3VA2140-7JQ42-0AA0	3VA2140-8JQ42-0AA0
63	3VA2163-6JQ42-0AA0	3VA2163-7JQ42-0AA0	3VA2163-8JQ42-0AA0
100	3VA2110-6JQ42-0AA0	3VA2110-7JQ42-0AA0	3VA2110-8JQ42-0AA0
160	3VA2116-6JQ42-0AA0	3VA2116-7JQ42-0AA0	3VA2116-8JQ42-0AA0
160	3VA2216-6JQ42-0AA0	3VA2216-7JQ42-0AA0	3VA2216-8JQ42-0AA0
250	3VA2225-6JQ42-0AA0	3VA2225-7JQ42-0AA0	3VA2225-8JQ42-0AA0
250	3VA2325-6JQ42-0AA0	3VA2325-7JQ42-0AA0	3VA2325-8JQ42-0AA0
400	3VA2340-6JQ42-0AA0	3VA2340-7JQ42-0AA0	3VA2340-8JQ42-0AA0
400	3VA2440-6JQ42-0AA0	3VA2440-7JQ42-0AA0	3VA2440-8JQ42-0AA0
500	3VA2450-6JQ42-0AA0	3VA2450-7JQ42-0AA0	--
630	3VA2463-6JQ42-0AA0	3VA2463-7JQ42-0AA0	3VA2463-8JQ42-0AA0

Molded Case Circuit Breakers

3VA2 Molded Case Circuit Breakers up to 630 A, IEC **NEW**

Line protection

PU (UNIT, SET, M) = 1

PS*/P. unit = 1 unit

PG = 1CB



Connection technology	Type	Rated current I_n	Current setting of the inverse-time delayed overload protection "L" I_r	S function (short-time delayed short-circuit protection "S") I_{sd}	Operating current of the instantaneous short-circuit protection "I" I_i	DT
		A	A	A	A	

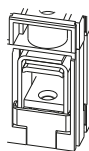
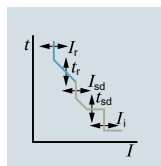
I_{cu} up to 55 kA at 415 V, medium breaking capacity M M
See "Overview", p. 2/6 and 2/7

Article No. www.siemens.com/product?ArticleNo. Basic price per PU

4-pole, fixed-mounted, 3VA20 to 3VA24, up to 630 A Electronic trip unit



i201_18482

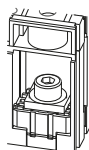


Line and generator protection, with display, with metering function, ETU850 LSI

With adjustable overload protection I_r , adjustable delayed short-circuit protection I_{sd} and fixed instantaneous short-circuit protection I_i , with neutral protection against overload and short circuit from 20 %/40 % to 100 %/160 %

Connection with box terminal

Model	Rated current I_n	I_r	I_{sd}	I_i	Article No.
3VA20	25	10 ... 25	15 ... 250	38 ... 300	3VA2025-5KP46-0AA0
	40	16 ... 40	24 ... 400	60 ... 480	3VA2040-5KP46-0AA0
	63	25 ... 63	38 ... 630	95 ... 756	3VA2063-5KP46-0AA0
	100	40 ... 100	60 ... 1000	150 ... 1200	3VA2010-5KP46-0AA0
3VA21	25	10 ... 25	15 ... 250	38 ... 300	3VA2125-5KP46-0AA0
	40	16 ... 40	24 ... 400	60 ... 480	3VA2140-5KP46-0AA0
	63	25 ... 63	38 ... 630	95 ... 756	3VA2163-5KP46-0AA0
	100	40 ... 100	60 ... 1000	150 ... 1200	3VA2110-5KP46-0AA0
	160	63 ... 160	96 ... 1600	240 ... 1600	3VA2116-5KP46-0AA0

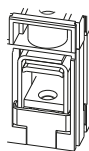
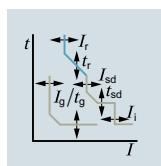


Connection with lug terminal

Model	Rated current I_n	I_r	I_{sd}	I_i	Article No.
3VA20	25	10 ... 25	15 ... 250	38 ... 300	3VA2025-5KP42-0AA0
	40	16 ... 40	24 ... 400	60 ... 480	3VA2040-5KP42-0AA0
	63	25 ... 63	38 ... 630	95 ... 756	3VA2063-5KP42-0AA0
	100	40 ... 100	60 ... 1000	150 ... 1200	3VA2010-5KP42-0AA0
3VA21	25	10 ... 25	15 ... 250	38 ... 300	3VA2125-5KP42-0AA0
	40	16 ... 40	24 ... 400	60 ... 480	3VA2140-5KP42-0AA0
	63	25 ... 63	38 ... 630	95 ... 756	3VA2163-5KP42-0AA0
	100	40 ... 100	60 ... 1000	150 ... 1200	3VA2110-5KP42-0AA0
	160	63 ... 160	96 ... 1600	240 ... 1600	3VA2116-5KP42-0AA0
3VA22	160	63 ... 160	96 ... 1600	240 ... 1920	3VA2216-5KP42-0AA0
	250	100 ... 250	150 ... 2500	375 ... 2500	3VA2225-5KP42-0AA0
3VA23	250	100 ... 250	150 ... 2500	375 ... 3000	3VA2325-5KP42-0AA0
	400	160 ... 400	240 ... 4000	600 ... 4000	3VA2340-5KP42-0AA0
3VA24	400	160 ... 400	240 ... 4000	600 ... 6000 ¹⁾	3VA2440-5KP42-0AA0
	500	200 ... 500	300 ... 5000	750 ... 7000	3VA2450-5KP42-0AA0
	630	250 ... 630	378 ... 5670	945 ... 5670	3VA2463-5KP42-0AA0



i201_18483

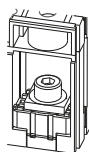


Line and generator protection, with display, with metering function, ETU860 LSIG

With adjustable overload protection I_r , adjustable delayed short-circuit protection I_{sd} and fixed instantaneous short-circuit protection I_i , with neutral protection against overload and short circuit from 20 %/40 % to 100 %/160 % and adjustable ground-fault protection I_g

Connection with box terminal

Model	Rated current I_n	I_r	I_{sd}	I_i	Article No.
3VA20	25	10 ... 25	15 ... 250	38 ... 300	3VA2025-5KQ46-0AA0
	40	16 ... 40	24 ... 400	60 ... 480	3VA2040-5KQ46-0AA0
	63	25 ... 63	38 ... 630	95 ... 756	3VA2063-5KQ46-0AA0
	100	40 ... 100	60 ... 1000	150 ... 1200	3VA2010-5KQ46-0AA0
3VA21	25	10 ... 25	15 ... 250	38 ... 300	3VA2125-5KQ46-0AA0
	40	16 ... 40	24 ... 400	60 ... 480	3VA2140-5KQ46-0AA0
	63	25 ... 63	38 ... 630	95 ... 756	3VA2163-5KQ46-0AA0
	100	40 ... 100	60 ... 1000	150 ... 1200	3VA2110-5KQ46-0AA0
	160	63 ... 160	96 ... 1600	240 ... 1600	3VA2116-5KQ46-0AA0



Connection with lug terminal

Model	Rated current I_n	I_r	I_{sd}	I_i	Article No.
3VA20	25	10 ... 25	15 ... 250	38 ... 300	3VA2025-5KQ42-0AA0
	40	16 ... 40	24 ... 400	60 ... 480	3VA2040-5KQ42-0AA0
	63	25 ... 63	38 ... 630	95 ... 756	3VA2063-5KQ42-0AA0
	100	40 ... 100	60 ... 1000	150 ... 1200	3VA2010-5KQ42-0AA0
3VA21	25	10 ... 25	15 ... 250	38 ... 300	3VA2125-5KQ42-0AA0
	40	16 ... 40	24 ... 400	60 ... 480	3VA2140-5KQ42-0AA0
	63	25 ... 63	38 ... 630	95 ... 756	3VA2163-5KQ42-0AA0
	100	40 ... 100	60 ... 1000	150 ... 1200	3VA2110-5KQ42-0AA0
	160	63 ... 160	96 ... 1600	240 ... 1600	3VA2116-5KQ42-0AA0
3VA22	160	63 ... 160	96 ... 1600	240 ... 1920	3VA2216-5KQ42-0AA0
	250	100 ... 250	150 ... 2500	375 ... 2500	3VA2225-5KQ42-0AA0
3VA23	250	100 ... 250	150 ... 2500	375 ... 3000	3VA2325-5KQ42-0AA0
	400	160 ... 400	240 ... 4000	600 ... 4000	3VA2340-5KQ42-0AA0
3VA24	400	160 ... 400	240 ... 4000	600 ... 6000 ¹⁾	3VA2440-5KQ42-0AA0
	500	200 ... 500	300 ... 5000	750 ... 7000	3VA2450-5KQ42-0AA0
	630	250 ... 630	378 ... 5670	945 ... 5670	3VA2463-5KQ42-0AA0

¹⁾ At breaking capacity L 4400 A

Molded Case Circuit Breakers

NEW 3VA2 Molded Case Circuit Breakers up to 630 A, IEC

Line protection

PU (UNIT, SET, M) = 1

PS*/P. unit = 1 unit

PG = 1CB

2

Rated current I_n	DT	I_{cu} up to 85 kA at 415 V, high breaking capacity H See "Overview", p. 2/6 and 2/7 H	DT	I_{cu} up to 110 kA at 415 V, very high breaking capacity C See "Overview", p. 2/6 and 2/7 C	DT	I_{cu} up to 150 kA at 415 V, extremely high breaking capacity L See "Overview", p. 2/6 and 2/7 L
A		Article No. www.siemens.com/product?Article No. Basic price per PU		Article No. www.siemens.com/product?Article No. Basic price per PU		Article No. www.siemens.com/product?Article No. Basic price per PU

Line and generator protection, with display, with metering function, ETU850 LSI

With adjustable overload protection I_r , adjustable delayed short-circuit protection I_{sd} and fixed instantaneous short-circuit protection I_i , with neutral protection against overload and short circuit from 20 %/40 % to 100 %/160 %

Connection with box terminal

25	3VA2025-6KP46-0AA0	3VA2025-7KP46-0AA0	3VA2025-8KP46-0AA0
40	3VA2040-6KP46-0AA0	3VA2040-7KP46-0AA0	3VA2040-8KP46-0AA0
63	3VA2063-6KP46-0AA0	3VA2063-7KP46-0AA0	3VA2063-8KP46-0AA0
100	3VA2010-6KP46-0AA0	3VA2010-7KP46-0AA0	3VA2010-8KP46-0AA0
25	3VA2125-6KP46-0AA0	3VA2125-7KP46-0AA0	3VA2125-8KP46-0AA0
40	3VA2140-6KP46-0AA0	3VA2140-7KP46-0AA0	3VA2140-8KP46-0AA0
63	3VA2163-6KP46-0AA0	3VA2163-7KP46-0AA0	3VA2163-8KP46-0AA0
100	3VA2110-6KP46-0AA0	3VA2110-7KP46-0AA0	3VA2110-8KP46-0AA0
160	3VA2116-6KP46-0AA0	3VA2116-7KP46-0AA0	3VA2116-8KP46-0AA0

Connection with lug terminal

25	3VA2025-6KP42-0AA0	3VA2025-7KP42-0AA0	3VA2025-8KP42-0AA0
40	3VA2040-6KP42-0AA0	3VA2040-7KP42-0AA0	3VA2040-8KP42-0AA0
63	3VA2063-6KP42-0AA0	3VA2063-7KP42-0AA0	3VA2063-8KP42-0AA0
100	3VA2010-6KP42-0AA0	3VA2010-7KP42-0AA0	3VA2010-8KP42-0AA0
25	3VA2125-6KP42-0AA0	3VA2125-7KP42-0AA0	3VA2125-8KP42-0AA0
40	3VA2140-6KP42-0AA0	3VA2140-7KP42-0AA0	3VA2140-8KP42-0AA0
63	3VA2163-6KP42-0AA0	3VA2163-7KP42-0AA0	3VA2163-8KP42-0AA0
100	3VA2110-6KP42-0AA0	3VA2110-7KP42-0AA0	3VA2110-8KP42-0AA0
160	3VA2116-6KP42-0AA0	3VA2116-7KP42-0AA0	3VA2116-8KP42-0AA0
160	3VA2216-6KP42-0AA0	3VA2216-7KP42-0AA0	3VA2216-8KP42-0AA0
250	3VA2225-6KP42-0AA0	3VA2225-7KP42-0AA0	3VA2225-8KP42-0AA0
250	3VA2325-6KP42-0AA0	3VA2325-7KP42-0AA0	3VA2325-8KP42-0AA0
400	3VA2340-6KP42-0AA0	3VA2340-7KP42-0AA0	3VA2340-8KP42-0AA0
400	3VA2440-6KP42-0AA0	3VA2440-7KP42-0AA0	3VA2440-8KP42-0AA0
500	3VA2450-6KP42-0AA0	3VA2450-7KP42-0AA0	--
630	3VA2463-6KP42-0AA0	3VA2463-7KP42-0AA0	3VA2463-8KP42-0AA0

Line and generator protection, with display, with metering function, ETU860 LSIG

With adjustable overload protection I_r , adjustable delayed short-circuit protection I_{sd} and fixed instantaneous short-circuit protection I_i , with neutral protection against overload and short circuit from 20 %/40 % to 100 %/160 % and adjustable ground-fault protection I_g

Connection with box terminal

25	3VA2025-6KQ46-0AA0	3VA2025-7KQ46-0AA0	3VA2025-8KQ46-0AA0
40	3VA2040-6KQ46-0AA0	3VA2040-7KQ46-0AA0	3VA2040-8KQ46-0AA0
63	3VA2063-6KQ46-0AA0	3VA2063-7KQ46-0AA0	3VA2063-8KQ46-0AA0
100	3VA2010-6KQ46-0AA0	3VA2010-7KQ46-0AA0	3VA2010-8KQ46-0AA0
25	3VA2125-6KQ46-0AA0	3VA2125-7KQ46-0AA0	3VA2125-8KQ46-0AA0
40	3VA2140-6KQ46-0AA0	3VA2140-7KQ46-0AA0	3VA2140-8KQ46-0AA0
63	3VA2163-6KQ46-0AA0	3VA2163-7KQ46-0AA0	3VA2163-8KQ46-0AA0
100	3VA2110-6KQ46-0AA0	3VA2110-7KQ46-0AA0	3VA2110-8KQ46-0AA0
160	3VA2116-6KQ46-0AA0	3VA2116-7KQ46-0AA0	3VA2116-8KQ46-0AA0

Connection with lug terminal

25	3VA2025-6KQ42-0AA0	3VA2025-7KQ42-0AA0	3VA2025-8KQ42-0AA0
40	3VA2040-6KQ42-0AA0	3VA2040-7KQ42-0AA0	3VA2040-8KQ42-0AA0
63	3VA2063-6KQ42-0AA0	3VA2063-7KQ42-0AA0	3VA2063-8KQ42-0AA0
100	3VA2010-6KQ42-0AA0	3VA2010-7KQ42-0AA0	3VA2010-8KQ42-0AA0
25	3VA2125-6KQ42-0AA0	3VA2125-7KQ42-0AA0	3VA2125-8KQ42-0AA0
40	3VA2140-6KQ42-0AA0	3VA2140-7KQ42-0AA0	3VA2140-8KQ42-0AA0
63	3VA2163-6KQ42-0AA0	3VA2163-7KQ42-0AA0	3VA2163-8KQ42-0AA0
100	3VA2110-6KQ42-0AA0	3VA2110-7KQ42-0AA0	3VA2110-8KQ42-0AA0
160	3VA2116-6KQ42-0AA0	3VA2116-7KQ42-0AA0	3VA2116-8KQ42-0AA0
160	3VA2216-6KQ42-0AA0	3VA2216-7KQ42-0AA0	3VA2216-8KQ42-0AA0
250	3VA2225-6KQ42-0AA0	3VA2225-7KQ42-0AA0	3VA2225-8KQ42-0AA0
250	3VA2325-6KQ42-0AA0	3VA2325-7KQ42-0AA0	3VA2325-8KQ42-0AA0
400	3VA2340-6KQ42-0AA0	3VA2340-7KQ42-0AA0	3VA2340-8KQ42-0AA0
400	3VA2440-6KQ42-0AA0	3VA2440-7KQ42-0AA0	3VA2440-8KQ42-0AA0
500	3VA2450-6KQ42-0AA0	3VA2450-7KQ42-0AA0	--
630	3VA2463-6KQ42-0AA0	3VA2463-7KQ42-0AA0	3VA2463-8KQ42-0AA0

* You can order this quantity or a multiple thereof.

Molded Case Circuit Breakers

3VA2 Molded Case Circuit Breakers up to 630 A, IEC **NEW**



Motor and starter protection

PU (UNIT, SET, M) = 1

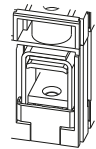
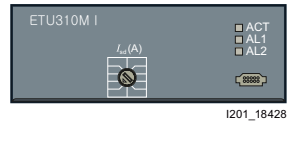
PS*/P. unit = 1 unit

PG = 1CB

2

	Connection technology	Type	Rated current I_n	Current setting of the inverse-time delayed overload protection "L" I_r	S function (short-time delayed short-circuit protection "S") I_{sd}	Operating current of the instantaneous short-circuit protection "I" I_i	DT	I_{cu} up to 55 kA at 415 V, medium breaking capacity M  See "Overview", p. 2/6 and 2/7
			A	A	A	A		Article No. www.siemens.com/product?Article No. Basic price per PU

3-pole, fixed-mounted, 3VA20 to 3VA24, up to 630 A Electronic trip unit

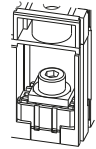
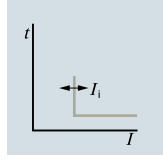


Starter protection, ETU310M I

With adjustable short-circuit protection I_i

Connection with box terminal

3VA21	25	--	--	75 ... 375	--
	40	--	--	120 ... 600	--
	63	--	--	189 ... 945	--
	100	--	--	300 ... 1500	--



Connection with lug terminal

3VA21	25	--	--	75 ... 375	--
	40	--	--	120 ... 600	--
	63	--	--	189 ... 945	--
	100	--	--	300 ... 1500	--
3VA22	160	--	--	480 ... 2400	--
	200	--	--	600 ... 3000	--
3VA23	250	--	--	750 ... 3750	--
3VA24	400	--	--	1200 ... 6000	--
	500	--	--	1500 ... 7500	--



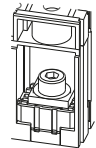
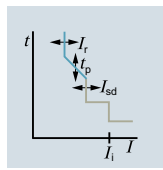
Motor protection, ETU350M LSI

With adjustable overload protection I_r (delay adjustable via trip class T_C (10A, 10/10E, 20/20E), adjustable delayed short-circuit protection I_{sd} and fixed instantaneous short-circuit protection I_i

$I_r \times \dots$

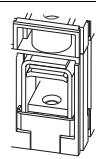
Connection with box terminal

3VA21	25	10 ... 25	3 ... 15	375	3VA2125-5MN36-0AA0
	40	16 ... 40	3 ... 15	600	3VA2140-5MN36-0AA0
	63	25 ... 63	3 ... 15	945	3VA2163-5MN36-0AA0
	100	40 ... 100	3 ... 15	1500	3VA2110-5MN36-0AA0



Connection with screw terminal

3VA21	25	10 ... 25	3 ... 15	375	3VA2125-5MN32-0AA0
	40	16 ... 40	3 ... 15	600	3VA2140-5MN32-0AA0
	63	25 ... 63	3 ... 15	945	3VA2163-5MN32-0AA0
	100	40 ... 100	3 ... 15	1500	3VA2110-5MN32-0AA0
3VA22	160	63 ... 160	3 ... 15	2400	3VA2216-5MN32-0AA0
	200	80 ... 200	3 ... 15	3000	3VA2220-5MN32-0AA0
3VA23	250	100 ... 250	3 ... 15	3750	3VA2325-5MN32-0AA0
3VA24	400	160 ... 400	3 ... 15	6000	3VA2440-5MN32-0AA0
	500	200 ... 500	3 ... 15	7500	3VA2450-5MN32-0AA0

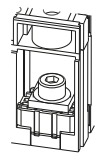
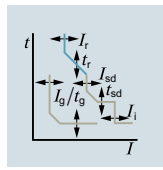


Motor protection, with display, with metering function, ETU860M LSiG

With adjustable overload protection I_r (delay adjustable either via trip class T_C (10A, 10/10E, 20/20E, 30/30E) or directly via T_P in the range of 3 ... 30 s at 7.2 x I (depending on size)), adjustable delayed short-circuit protection I_{sd} , and adjustable instantaneous short-circuit protection I_i , and fixed ground-fault protection I_g

Connection with box terminal

3VA21	25	10 ... 25	38 ... 375	75 ... 375	3VA2125-5MQ36-0AA0
	40	16 ... 40	60 ... 600	120 ... 600	3VA2140-5MQ36-0AA0
	63	25 ... 63	95 ... 945	189 ... 945	3VA2163-5MQ36-0AA0
	100	40 ... 100	150 ... 1500	300 ... 1500	3VA2110-5MQ36-0AA0



Connection with screw terminal

3VA21	25	10 ... 25	30 ... 375	75 ... 375	3VA2125-5MQ32-0AA0
	40	16 ... 40	48 ... 600	120 ... 600	3VA2140-5MQ32-0AA0
	63	25 ... 63	76 ... 945	189 ... 945	3VA2163-5MQ32-0AA0
	100	40 ... 100	120 ... 1500	300 ... 1500	3VA2110-5MQ32-0AA0
3VA22	160	63 ... 160	192 ... 2400	480 ... 2400	3VA2216-5MQ32-0AA0
	200	80 ... 200	240 ... 3000	600 ... 3000	3VA2220-5MQ32-0AA0
3VA23	250	100 ... 250	300 ... 3750	750 ... 3750	3VA2325-5MQ32-0AA0
3VA24	400	160 ... 400	480 ... 6000	1200 ... 6000	3VA2440-5MQ32-0AA0
	500	200 ... 500	600 ... 7500	1500 ... 7500	3VA2450-5MQ32-0AA0

PU (UNIT, SET, M) = 1

PS*/P. unit = 1 unit

PG = 1CB

Rated current I_n	DT	I_{cu} up to 85 kA at 415 V, high breaking capacity H See "Overview", p. 2/6 and 2/7	DT	I_{cu} up to 110 kA at 415 V, very high breaking capacity C See "Overview", p. 2/6 and 2/7
A		Article No. www.siemens.com/ product?Article No. Basic price per PU		Article No. www.siemens.com/ product?Article No. Basic price per PU

Starter protection, ETU310M IWith adjustable short-circuit protection I_i

	Connection with box terminal	Connection with box terminal
25	--	3VA2125-7MS36-0AA0
40	--	3VA2140-7MS36-0AA0
63	--	3VA2163-7MS36-0AA0
100	--	3VA2110-7MS36-0AA0
	Connection with lug terminal	Connection with lug terminal
25	--	3VA2125-7MS32-0AA0
40	--	3VA2140-7MS32-0AA0
63	--	3VA2163-7MS32-0AA0
100	--	3VA2110-7MS32-0AA0
160	--	3VA2216-7MS32-0AA0
200	--	3VA22 20-7MS32-0AA0
250	--	3VA2325-7MS32-0AA0
400	--	3VA2440-7MS32-0AA0
500	--	3VA2450-7MS32-0AA0

Motor protection, ETU350M LSIWith adjustable overload protection I_p (delay adjustable via trip class T_C (10A, 10/10E, 20/20E), adjustable delayed short-circuit protection I_{sd} and fixed instantaneous short-circuit protection I_i

	Connection with box terminal	Connection with box terminal
25	--	3VA2125-7MN36-0AA0
40	--	3VA2140-7MN36-0AA0
63	--	3VA2163-7MN36-0AA0
100	--	3VA2110-7MN36-0AA0
	Connection with lug terminal	Connection with lug terminal
25	--	3VA2125-7MN32-0AA0
40	--	3VA2140-7MN32-0AA0
63	--	3VA2163-7MN32-0AA0
100	--	3VA2110-7MN32-0AA0
160	--	3VA2216-7MN32-0AA0
200	--	3VA2220-7MN32-0AA0
250	--	3VA2325-7MN32-0AA0
400	--	3VA2440-7MN32-0AA0
500	--	3VA2450-7MN32-0AA0

Motor protection, with display, with metering function, ETU860M LSI GWith adjustable overload protection I_p (delay adjustable either via trip class T_C (10A, 10/10E, 20/20E, 30/30E) or directly via T_P in the range of 3 ... 30 s at $7.2 \times I$ (depending on size)), adjustable delayed short-circuit protection I_{sd} , and adjustable instantaneous short-circuit protection I_i , and fixed ground-fault protection I_g

	Connection with box terminal	Connection with box terminal
25	--	3VA2125-7MQ36-0AA0
40	--	3VA2140-7MQ36-0AA0
63	--	3VA2163-7MQ36-0AA0
100	--	3VA2110-7MQ36-0AA0
	Connection with lug terminal	Connection with lug terminal
25	--	3VA2125-7MQ32-0AA0
40	--	3VA2140-7MQ32-0AA0
63	--	3VA2163-7MQ32-0AA0
100	--	3VA2110-7MQ32-0AA0
160	--	3VA2216-7MQ32-0AA0
200	--	3VA2220-7MQ32-0AA0
250	--	3VA2325-7MQ32-0AA0
400	--	3VA2440-7MQ32-0AA0
500	--	3VA2450-7MQ32-0AA0


Molded Case Circuit Breakers

3VA Molded Case Circuit Breakers – Accessories, IEC **NEW**

Internal accessories

Overview

Color coding of accessories



A color coding system has been used to clearly identify the specific functions of individual accessories:

Color	Auxiliary switches and alarm switches	Auxiliary release
Black	Auxiliary switch AUX	<ul style="list-style-type: none"> • Shunt trip left STL • Shunt trip flexible STF
Gray	Leading changeover switch LCS	<ul style="list-style-type: none"> • Undervoltage release UVR
Yellow	Trip alarm switches TAS	--
Orange	Short circuit alarm switch SAS	--
Green	Electrical alarm switch EAS	--
Blue	--	Universal release UNI

Auxiliary switches

All auxiliary and alarm switches for the 3VA molded case circuit breakers and switch disconnectors belong to an integrated range of accessories. The auxiliary switches can be simply snapped into place and connected up in the accessories compartment provided on the front face of the unit to the left and right of the handle.

The purpose of the auxiliary switches AUX is to signal the position of the main contacts of the molded case circuit breaker. The contacts of the auxiliary switches open and close simultaneously with the main contacts of the molded case circuit breaker.

Leading changeover switches LCS signal the opening of the main contacts with a lead time of 20 ms in advance of the circuit breaker trips and are used for load shedding, for example.

Trip alarm switches TAS signal every circuit breaker tripping operation, regardless of the cause of the trip. The trip alarm switches are actuated whenever the molded case circuit breaker switches to the TRIP position.

Electrical alarm switches EAS are actuated as soon as the main contacts of the molded case circuit breaker open in the event that the breaker is tripped by the ETU.

Special electronic-compatible variants are available for applications which require the auxiliary switch signals to be linked to automation systems.

Auxiliary release

Auxiliary releases allow remote electrical tripping of the circuit breaker. They can be used to monitor control or main circuits in order to implement a protective system against accidental restart following a power failure, for example.

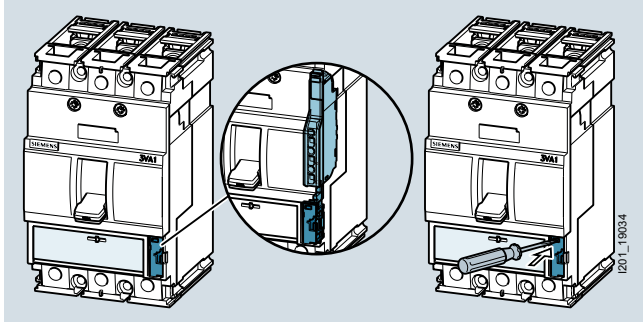
Undervoltage releases trip the 3VA molded case circuit breaker in the event that the rated voltage of a monitored circuit drops below a minimum permissible limit or fails altogether.

Shunt trips can be used to trip the 3VA molded case circuit breaker remotely. The STF variant can be mounted in either the left-hand or the right-hand accessories compartment. The STL and STL (EI) types are specifically designed for mounting in the left-hand compartment and are very low-consumption devices. The STL (EI) variant can be used to implement electrical interlocks between molded case circuit breakers.

A universal release is a single, 21 mm wide component in which a shunt trip and an undervoltage release are combined. These are subject to the same tripping conditions as the individual devices.

Short circuit alarm switch SAS

Short circuit alarm switches signal tripping operations only if they have been initiated by a short circuit. Tripping due to a short circuit is also indicated on the molded case circuit breaker.



The tripping operation must be reset by deliberate acknowledgement of the fault before the molded case circuit breaker can be switched to ON again.

Note

Short circuit alarm switches are only compatible with 3VA1 molded case circuit breakers. On breakers equipped with electronic trip units, the short circuit alarm function is performed by the electronic trip unit (ETU) and the EFB external function box.

3VA with internal accessories pre-assembled at the factory

The basic circuit breakers with -0AA0 at the end of the article number are supplied without installed internal accessories.

Due to the high number of different internal accessory components available and the associated flexibility of use, it is not possible to represent all options with an article number for circuit breakers and installed internal accessories.

However, it is possible to order a basic circuit breaker with pre-defined combinations of internal accessories that are installed at the factory. This concerns a selection of different auxiliary releases and auxiliary/alarm switch combinations especially for each basic circuit breaker type.

Benefits

- The internal accessories are extremely easy to install. No tools are required because they are simply snapped into place in the accessories compartments to the left and right of the handle.
- The accessories are connected by screw terminals for auxiliary conductors with a cross-section of up to 2.5 mm². The terminals are mounted on the front of the unit for easy access.
- All auxiliary and alarm switches are designed as changeover contacts and therefore provide a high degree of flexibility for planning and installation purposes.
- Slimline auxiliary and alarm switches HQ and double-width auxiliary and alarm switches HP are suitable for use in applications involving diverse types of signaling contact and with high continuous currents.
- With two conductors per contact point for the auxiliary and alarm switches HP, looping through is extremely easy.
- Symbols engraved in the lid of the accessories compartment indicate the possible mounting positions of the internal accessories.

In the case of factory installation, an installation surcharge is levied for the installed internal accessories.

The normal delivery time for equipped 3VA breakers is 10 working days. The best possible delivery times are only achieved when the individual components are ordered.

Basic circuit breakers with pre-installed internal accessories can only be ordered by registered customers using the 3VA Configurator:

www.siemens.com/lowvoltage/configurator-3VA

3VA molded-case circuit breaker
Language

✔ The configuration is complete. You can order this product.
 Additional actions

Basic configuration
Release
Form type
Main conductor connection
Auxiliary release/auxiliary switch
Mountable accessories
Result
CAD/CAE
1.81

Assembly option

Self-assembly

When selecting factory installation by Siemens, an assembly surcharge will be added to the value of the built-in components. The standard delivery time for fitted 3VA switches is 10 working days. The best possible delivery times will only be offered on purchase of the components.

Auxiliary release

No auxiliary release

STL 24 V AC 50/60 Hz / 12-30

STL 110-127 V AC 50/60 Hz / DC

STL 208-277 V AC 50/60 Hz / 220-250 V DC

LVR 24 V DC

LVR 120-127 V AC 50/60 Hz

LVR 208-230 V AC 50/60 Hz

UNI 24 V DC

Slot assignment

Auxiliary switch/alarm switch

Without auxiliary/alarm switches

Type HP 2 AUX

Type HQ 2 AUX

Type HQ 3 AUX

Type HQ 4 AUX

Type HQ 1 AUX + 1 TAS

Type HP 1 AUX + 1 TAS

Type HQ 2 AUX + 1 TAS

Type HP 2 AUX + 1 TAS

Type HQ 1 AUX + 1 TAS + 1 EAS

Type HQ 2 AUX + 1 TAS + 1 EAS

Molded Case Circuit Breakers

3VA Molded Case Circuit Breakers – Accessories, IEC **NEW**

Internal accessories

Design

2

Internal accessories		3VA1 160 A 2-pole	3VA1 100 A 3- and 4-pole	3VA1 160 A 3- and 4-pole	3VA1 250 A 3- and 4-pole
Optional equipment		Slot No.:			
		23 22 21	23 22 21 11 12 13	23 22 21 11 12 13	24 23 22 21 11 12 13 14
Auxiliary switch	Type				
Auxiliary switch	AUX_HQ	x x x	x x x x x x	x x x x x x	x x x x x x x x
	AUX_HQ_el	x x x	x x x x x x	x x x x x x	x x x x x x x x
	AUX_HP	x		x	x x
Leading changeover switch	LCS_HQ			x	x
	LCS_HQ_el			x	x
	LCS_HP			x	x
Alarm switch	Type				
Trip alarm switch	TAS_HQ	x x	x x x x	x x x x	x x x x
	TAS_HQ_el	x x	x x x x	x x x x	x x x x
	TAS_HP	x		x	x
Short circuit alarm switch	SAS_HQ				x
	SAS_HQ_el				x
Auxiliary release	Type				
Shunt trip flexible	STF	x	x	x	x
Shunt trip left	STL	x	x	x	x
	STL (EI)	x	x	x	x
Residual current release	RCR ¹⁾		x	x	x
Undervoltage release	UVR	x	x	x	x
Universal release	UNI	x	x	x	x
Other					
Cylinder lock (type Ronis)			x	x	x

¹⁾ Included in the scope of supply for side mounted residual current devices

Internal accessories		Optional equipment		Slot No.:		3VA2 100/160/250 A 3-pole							3VA2 100/160/250 A 4-pole								
						24 23 22 21 11 12 13 14							34 33 32 31 24 23 22 21 11 12 13 14								
Auxiliary switch	Type																				
Auxiliary switch	AUX_HQ	x	x	x	x					x	x	x	x					x	x	x	x
	AUX_HQ_el	x	x	x	x					x	x	x	x					x	x	x	x
	AUX_HP	x		x						x		x						x		x	
Leading changeover switch	LCS_HQ																				
	LCS_HQ_el																				
	LCS_HP																				
Alarm switch	Type																				
Trip alarm switch	TAS_HQ			x	x					x	x							x	x		
	TAS_HQ_el			x	x					x	x							x	x		
	TAS_HP			x						x								x			
Electrical alarm switch	EAS_HQ																				x
	EAS_HQ_el																				x
Auxiliary release	Type																				
Shunt trip flexible	STF			x																x	
Shunt trip left	STL			x																	
	STL (EI)			x																	
Undervoltage release	UVR			x																	
Universal release	UNI			x																	
ETU/communication	Type																				
Breaker data server communication module	COM060																				x
24 V module																					x
Other																					
Cylinder lock (type Ronis)																					x

I201_18812

Selection and ordering data





Version	DT	Article No. www.siemens.com/ product?Article No.	Price per PU	PU (UNIT, SET, M)	PS*/ P. unit	PG
Auxiliary Switches and Alarm Switches						
 3VA9988-0AA11 3VA9988-0AA12	Auxiliary switch AUX					
	Type/switching capacity/size	Electronic-compatible				
	HP/high switching capacity/2 slots	--	3VA9988-0AA11		1	1 unit 1CB
	HQ/compact size/1 slot	--	3VA9988-0AA12		1	1 unit 1CB
	HQ_el/compact size/1 slot	✓	3VA9988-0AA13		1	1 unit 1CB
 3VA9988-0AA21 3VA9988-0AA22	Leading changeover switch LCS					
	Type/switching capacity/size	Electronic-compatible				
	HP/high switching capacity/2 slots	--	3VA9988-0AA21		1	1 unit 1CB
	HQ/compact size/1 slot	--	3VA9988-0AA22		1	1 unit 1CB
	HQ_el/compact size/1 slot	✓	3VA9988-0AA23		1	1 unit 1CB
 3VA9988-0AB11 3VA9988-0AB12	Trip alarm switch TAS					
	Type/switching capacity/size	Electronic-compatible				
	HP/high switching capacity/2 slots	--	3VA9988-0AB11		1	1 unit 1CB
	HQ/compact size/1 slot	--	3VA9988-0AB12		1	1 unit 1CB
	HQ_el/compact size/1 slot	✓	3VA9988-0AB13		1	1 unit 1CB
 3VA9988-0AB32	Short-circuit alarm switches SAS (3VA1 only)					
	For molded case circuit breakers, frame size	Electronic-compatible				
	For 3VA1 100 A/160 A					
	• HQ/compact size/1 slot	--	3VA9988-0AB32		1	1 unit 1CB
	• HQ_el/compact size/1 slot	✓	3VA9988-0AB33		1	1 unit 1CB
	For 3VA1 250 A					
• HQ/compact size/1 slot	--	3VA9988-0AB34		1	1 unit 1CB	
	• HQ_el/compact size/1 slot	✓	3VA9988-0AB35		1	1 unit 1CB
 3VA9988-0AB22	Electrical alarm switches EAS (3VA2 only)					
	Type/switching capacity/size	Electronic-compatible				
	HQ/compact size/1 slot	--	3VA9988-0AB22		1	1 unit 1CB
	HQ_el/compact size/1 slot	✓	3VA9988-0AB23		1	1 unit 1CB
Undervoltage releases						
 3VA9908-0BB15	Undervoltage release UVR					
	50/60 Hz V AC	V DC				
	--	12	3VA9908-0BB10		1	1 unit 1CB
	--	24	3VA9908-0BB11		1	1 unit 1CB
	--	48	3VA9908-0BB12		1	1 unit 1CB
	--	60	3VA9908-0BB13		1	1 unit 1CB
	--	125 ... 127	3VA9908-0BB14		1	1 unit 1CB
	--	220 ... 230	3VA9908-0BB15		1	1 unit 1CB
	--	250	3VA9908-0BB16		1	1 unit 1CB
	24	--	3VA9908-0BB20		1	1 unit 1CB
	48	--	3VA9908-0BB21		1	1 unit 1CB
	60	--	3VA9908-0BB22		1	1 unit 1CB
	110	--	3VA9908-0BB23		1	1 unit 1CB
	120 ... 127	--	3VA9908-0BB24		1	1 unit 1CB
	208 ... 230	--	3VA9908-0BB25		1	1 unit 1CB
380 ... 400	--	3VA9908-0BB26		1	1 unit 1CB	
440 ... 480	--	3VA9908-0BB27		1	1 unit 1CB	

Molded Case Circuit Breakers

3VA Molded Case Circuit Breakers – Accessories, IEC **NEW**

Internal accessories

2

	Version	DT	Article No. www.siemens.com/ product?Article No.	Price per PU	PU (UNIT, SET, M)	PS*/ P. unit	PG	
Shunt trip left								
 <p>3VA9988-OBL33</p>	Shunt trip left STL							
	50/60 Hz V AC	V DC						
	--	12	3VA9988-OBL10		1	1 unit	1CB	
	24	24 ... 30	3VA9988-OBL30		1	1 unit	1CB	
	110 ... 127	110 ... 127	3VA9988-OBL32		1	1 unit	1CB	
	208 ... 277	220 ... 250	3VA9988-OBL33		1	1 unit	1CB	
	--	12	3VA9988-OBL10		1	1 unit	1CB	
	380 ... 600	--	3VA9988-OBL20		1	1 unit	1CB	
	Shunt trip left STL (EI)							
	50/60 Hz V AC	V DC						
--	24	3VA9988-OBM10		1	1 unit	1CB		
Shunt trip flexible STF								
 <p>3VA9988-OBA23</p>	Shunt trip flexible							
	50/60 Hz V AC	V DC						
	24	--	3VA9988-OBA20		1	1 unit	1CB	
	48 ... 60	--	3VA9988-OBA21		1	1 unit	1CB	
	110 ... 127	--	3VA9988-OBA22		1	1 unit	1CB	
	208 ... 277	--	3VA9988-OBA23		1	1 unit	1CB	
	380 ... 500	--	3VA9988-OBA24		1	1 unit	1CB	
	600	--	3VA9988-OBA25		1	1 unit	1CB	
	Universal release UNI							
	 <p>3VA9908-0BD13</p>	Universal release						
50/60 Hz V AC		V DC						
--		12	3VA9908-0BD11		1	1 unit	1CB	
--		24	3VA9908-0BD12		1	1 unit	1CB	
--		48	3VA9908-0BD13		1	1 unit	1CB	
Time-delay device for undervoltage releases								
 <p>3VA9988-0BF22</p>	Time-delay device							
	V AC	V DC	Delay time					
	110	110	Fixed	3VA9988-0BF21		1	1 unit	1CB
	230	230	Fixed	3VA9988-0BF22		1	1 unit	1CB
	--	24	Fixed	3VA9988-0BF23		1	1 unit	1CB

Overview

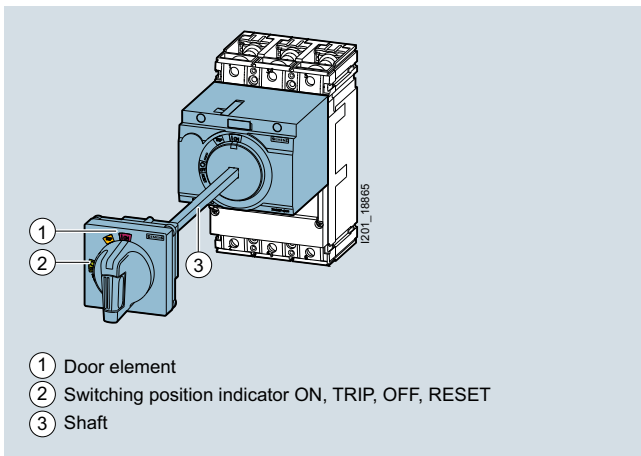
Manual operators are provided to facilitate manual operation of the 3VA molded case circuit breaker, either directly at the circuit breaker or through the door or side wall of the cubicle.

Front mounted rotary operators

The front mounted rotary operator is mounted directly on the molded case circuit breaker and is available with or without a door interlocking system. It meets the requirements for degree of protection IP30. The door interlock locks the cubicle door when the molded case circuit breaker is closed, but can be deliberately overridden if necessary.

**Door mounted rotary operator**

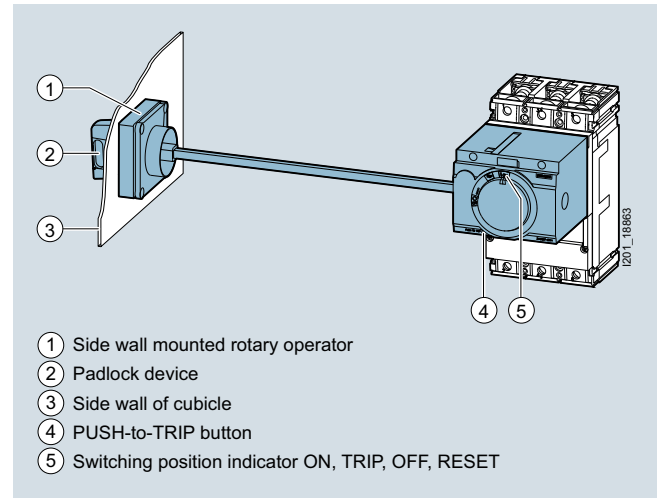
The door mounted rotary operator enables operation of the molded case circuit breaker from the cubicle door. The door element meets the requirements for degree of protection IP65 and features a door interlocking system and tolerance compensation. A variable depth adapter can be deployed to allow use of the door mounted rotary operator in conjunction with draw-out units. A supplementary handle can be attached directly to the shaft shoulder to allow convenient operation of the molded case circuit breaker when the cubicle door is open (i.e. when the control element is decoupled).



- ① Door element
- ② Switching position indicator ON, TRIP, OFF, RESET
- ③ Shaft

Side wall mounted rotary operators

The side wall mounted rotary operator is designed for installation in the cubicle side wall. It is available optionally with short shaft and mounting plate for mounting directly adjacent to the cubicle wall. The wall element meets the requirements for degree of protection IP65.



- ① Side wall mounted rotary operator
- ② Padlock device
- ③ Side wall of cubicle
- ④ PUSH-to-TRIP button
- ⑤ Switching position indicator ON, TRIP, OFF, RESET

All manual operators as well as the supplementary handle for the door mounted rotary operator are also available in a version for use in EMERGENCY-STOP applications. These are colored a conspicuous yellow/red for easier identification.

Interlocking methods

All manual operators are designed to allow locking of the operator at the handle and at the rotary operator with up to three padlocks in each case. It is also possible to fit a cylinder lock which can be used either to lock or to interlock molded case circuit breakers depending on the application.

If the cylinder lock is applied as a lock, it can be used to prevent the molded case circuit breaker from closing. The key can be removed at any time. If the lock is used to create an interlock, the key can be removed only when it is in the OFF position, allowing the creation of an interlock by the use of a single key for several breakers.

Active illumination

The manual operators are also available in illuminated variants in which the handle is illuminated red, yellow or green via LEDs (24 V DC) depending on the position of the breaker. This means that the switching position of the molded case circuit breaker can be immediately identified, even when light conditions are poor. This option can also be retrofitted.

Benefits



- Convenient circuit breaker operation inside and outside the cubicle
- Locking and interlocking for all manual operators prevents unauthorized breaker operation
- Conspicuously colored variant for EMERGENCY-STOP circuits
- Illumination for clear indication of switching position even when light conditions are poor
- All manual operators meet the standards for isolating characteristics defined by IEC / EN 60947-1








Molded Case Circuit Breakers

3VA Molded Case Circuit Breakers – Accessories, IEC **NEW**

Manual operators

Selection and ordering data

Version	For molded case circuit breakers/ frame size				DT	Article No. www.siemens.com/ product?Article No.	Price per PU	PU (UNIT, SET, M)	PS*/ P. unit	PG
	3VA1 100 A, 160 A	3VA1 250 A	3VA2 100 A, 160 A, 250 A	3VA2 400 A, 630 A						
Front mounted rotary operators										
 3VA9267-0EK11	Front mounted rotary operators <ul style="list-style-type: none"> Rotary operating mechanisms Handle For IEC Degree of protection IP30 									
	Type	Color								
<ul style="list-style-type: none"> Standard, without illumination kit 	Gray	✓	--	--	--	3VA9157-0EK11		1	1 unit	1CB
		--	✓	--	--	3VA9257-0EK11		1	1 unit	1CB
		--	--	✓	--	3VA9267-0EK11		1	1 unit	1CB
		--	--	--	✓	3VA9467-0EK11		1	1 unit	1CB
<ul style="list-style-type: none"> Standard, with illumination kit 	Gray	✓	--	--	--	3VA9157-0EK13		1	1 unit	1CB
		--	✓	--	--	3VA9257-0EK13		1	1 unit	1CB
		--	--	✓	--	3VA9267-0EK13		1	1 unit	1CB
		--	--	--	✓	3VA9467-0EK13		1	1 unit	1CB
<ul style="list-style-type: none"> EMERGENCY-STOP, without illumination kit 	Yellow-red	✓	--	--	--	3VA9157-0EK15		1	1 unit	1CB
		--	✓	--	--	3VA9257-0EK15		1	1 unit	1CB
		--	--	✓	--	3VA9267-0EK15		1	1 unit	1CB
		--	--	--	✓	3VA9467-0EK15		1	1 unit	1CB
<ul style="list-style-type: none"> EMERGENCY-STOP, with illumination kit 	Yellow-red	✓	--	--	--	3VA9157-0EK17		1	1 unit	1CB
		--	✓	--	--	3VA9257-0EK17		1	1 unit	1CB
		--	--	✓	--	3VA9267-0EK17		1	1 unit	1CB
		--	--	--	✓	3VA9467-0EK17		1	1 unit	1CB
<ul style="list-style-type: none"> Standard, with door interlock 	Gray	✓	--	--	--	3VA9157-0EK21		1	1 unit	1CB
		--	✓	--	--	3VA9257-0EK21		1	1 unit	1CB
		--	--	✓	--	3VA9267-0EK21		1	1 unit	1CB
		--	--	--	✓	3VA9467-0EK21		1	1 unit	1CB
<ul style="list-style-type: none"> Standard, with door interlock, with illumination kit 	Gray	✓	--	--	--	3VA9157-0EK23		1	1 unit	1CB
		--	✓	--	--	3VA9257-0EK23		1	1 unit	1CB
		--	--	✓	--	3VA9267-0EK23		1	1 unit	1CB
		--	--	--	✓	3VA9467-0EK23		1	1 unit	1CB
<ul style="list-style-type: none"> EMERGENCY-STOP, with door interlock 	Yellow-red	✓	--	--	--	3VA9157-0EK25		1	1 unit	1CB
		--	✓	--	--	3VA9257-0EK25		1	1 unit	1CB
		--	--	✓	--	3VA9267-0EK25		1	1 unit	1CB
		--	--	--	✓	3VA9467-0EK25		1	1 unit	1CB
<ul style="list-style-type: none"> EMERGENCY-STOP, with door interlock, with illumination kit 	Yellow-red	✓	--	--	--	3VA9157-0EK27		1	1 unit	1CB
		--	✓	--	--	3VA9257-0EK27		1	1 unit	1CB
		--	--	✓	--	3VA9267-0EK27		1	1 unit	1CB
		--	--	--	✓	3VA9467-0EK27		1	1 unit	1CB
 3VA9267-0GK00	Gray	✓	--	--	--	3VA9157-0GK00		1	1 unit	1CB
		--	✓	--	--	3VA9257-0GK00		1	1 unit	1CB
		--	--	✓	--	3VA9267-0GK00		1	1 unit	1CB
		--	--	--	✓	3VA9467-0GK00		1	1 unit	1CB

Version	For molded case circuit breakers/ frame size				DT	Article No. www.siemens.com/ product?Article No.	Price per PU	PU (UNIT, SET, M)	PS*/ P. unit	PG
	3VA1 100 A, 160 A	3VA1 250 A	3VA2 100 A, 160 A, 250 A	3VA2 400 A, 630 A						
Door mounted rotary operator										
	Door mounted rotary operator									
	<ul style="list-style-type: none"> Rotary operating mechanisms Shaft 300 mm Mounting tolerance compensation Handle with masking plate 75 x 75 mm Degree of protection IP65 									
3VA9267-0FK21	Type	Color								
	• Standard	Gray	✓	--	--	--	3VA9157-0FK21	1	1 unit	1CB
			--	✓	--	--	3VA9257-0FK21	1	1 unit	1CB
			--	--	✓	--	3VA9267-0FK21	1	1 unit	1CB
			--	--	--	✓	3VA9467-0FK21	1	1 unit	1CB
	• Standard, with illumination kit	Gray	✓	--	--	--	3VA9157-0FK23	1	1 unit	1CB
			--	✓	--	--	3VA9257-0FK23	1	1 unit	1CB
			--	--	✓	--	3VA9267-0FK23	1	1 unit	1CB
			--	--	--	✓	3VA9467-0FK23	1	1 unit	1CB
	• EMERGENCY-STOP	Yellow-red	✓	--	--	--	3VA9157-0FK25	1	1 unit	1CB
			--	✓	--	--	3VA9257-0FK25	1	1 unit	1CB
			--	--	✓	--	3VA9267-0FK25	1	1 unit	1CB
			--	--	--	✓	3VA9467-0FK25	1	1 unit	1CB
	• EMERGENCY-STOP, with illumination kit	Yellow-red	✓	--	--	--	3VA9157-0FK27	1	1 unit	1CB
			--	✓	--	--	3VA9257-0FK27	1	1 unit	1CB
			--	--	✓	--	3VA9267-0FK27	1	1 unit	1CB
			--	--	--	✓	3VA9467-0FK27	1	1 unit	1CB
Supplementary handle for door mounted rotary operator										
	Type	Color								
3VA9487-0GC01	• Standard	Gray	✓	✓	--	--	3VA9287-0GC01	1	1 unit	1CB
			--	--	✓	--	3VA9487-0GC01	1	1 unit	1CB
			--	--	--	✓	3VA9487-0GC11	1	1 unit	1CB
			✓	✓	--	--	3VA9287-0GC05	1	1 unit	1CB
	• EMERGENCY-STOP	Yellow-red	--	--	✓	--	3VA9487-0GC05	1	1 unit	1CB
			--	--	--	✓	3VA9487-0GC15	1	1 unit	1CB
			--	--	--	✓				
Shaft										
	8 mm									
	Versions									
	• 300 mm long									
	• 600 mm long									
8UD1900-2WB00							8UD1900-2WA00	1	1 unit	1CB
							8UD1900-2WB00	1	1 unit	1CB
							8UD1900-2DA00	1	1 unit	1CB
	Adapter for shaft 8 mm x 8 mm									
	With door mounted rotary operator and side wall mounted rotary operator									
8UD1900-2DA00							8UD1900-2HA00	1	1 unit	1CB
	Door coupling									
	8 x 8 mm									
8UD1900-2HA00							3VA9287-0GA80	1	1 unit	1CB
							3VA9487-0GA80	1	1 unit	1CB
	Fixing bracket for shaft									
3VA9487-0GA80			✓	✓	--	--	3VA9287-0GA80	1	1 unit	1CB
			--	--	✓	✓	3VA9487-0GA80	1	1 unit	1CB
	Variable depth adapter									
	8 x 8 mm									
3VA9487-0GB10							8UD1900-2GA00	1	1 unit	1CB
	Mounting tolerance compensation									
	8 x 8 mm									
8UD1900-2GA00							8UD1900-2GA00	1	1 unit	1CB

Molded Case Circuit Breakers

3VA Molded Case Circuit Breakers – Accessories, IEC **NEW**

Manual operators

2

Version	For molded case circuit breakers/ frame size				DT	Article No. www.siemens.com/ product?Article No.	Price per PU	PU (UNIT, SET, M)	PS* P. unit	PG
	3VA1 100 A, 160 A	3VA1 250 A	3VA2 100 A, 160 A, 250 A	3VA2 400 A, 630 A						

Side wall mounted rotary operators

Side wall mounted rotary operators

- Without mounting plate
 - Rotary operator with shaft 300 mm
 - Handle with masking plate 75 x 75 mm
 - Degree of protection IP65



3VA9267-0PK11

Type	Color								
• Standard	Gray	✓	--	--	--	3VA9157-0PK11		1	1 unit 1CB
		--	✓	--	--	3VA9257-0PK11		1	1 unit 1CB
		--	--	✓	--	3VA9267-0PK11		1	1 unit 1CB
		--	--	--	✓	3VA9467-0PK11		1	1 unit 1CB
• Standard, with illumination kit	Gray	✓	--	--	--	3VA9157-0PK13		1	1 unit 1CB
		--	✓	--	--	3VA9257-0PK13		1	1 unit 1CB
		--	--	✓	--	3VA9267-0PK13		1	1 unit 1CB
		--	--	--	✓	3VA9467-0PK13		1	1 unit 1CB
• EMERGENCY-STOP	Yellow-red	✓	--	--	--	3VA9157-0PK15		1	1 unit 1CB
		--	✓	--	--	3VA9257-0PK15		1	1 unit 1CB
		--	--	✓	--	3VA9267-0PK15		1	1 unit 1CB
		--	--	--	✓	3VA9467-0PK15		1	1 unit 1CB
• EMERGENCY-STOP, with illumination kit	Yellow-red	✓	--	--	--	3VA9157-0PK17		1	1 unit 1CB
		--	✓	--	--	3VA9257-0PK17		1	1 unit 1CB
		--	--	✓	--	3VA9267-0PK17		1	1 unit 1CB
		--	--	--	✓	3VA9467-0PK17		1	1 unit 1CB

- With mounting plate
 - Rotary operator with short shaft
 - Handle with masking plate 75 x 75 mm
 - Degree of protection IP65



3VA9267-0PK51

Type	Color								
• Standard	Gray	✓	--	--	--	3VA9157-0PK51		1	1 unit 1CB
		--	✓	--	--	3VA9257-0PK51		1	1 unit 1CB
		--	--	✓	--	3VA9267-0PK51		1	1 unit 1CB
• Standard, with illumina- tion kit	Gray	✓	--	--	--	3VA9157-0PK53		1	1 unit 1CB
		--	✓	--	--	3VA9257-0PK53		1	1 unit 1CB
		--	--	✓	--	3VA9267-0PK53		1	1 unit 1CB
• EMERGENCY-STOP	Yellow-red	✓	--	--	--	3VA9157-0PK55		1	1 unit 1CB
		--	✓	--	--	3VA9257-0PK55		1	1 unit 1CB
		--	--	✓	--	3VA9267-0PK55		1	1 unit 1CB
• EMERGENCY-STOP, with illumination kit	Yellow-red	✓	--	--	--	3VA9157-0PK57		1	1 unit 1CB
		--	✓	--	--	3VA9257-0PK57		1	1 unit 1CB
		--	--	✓	--	3VA9267-0PK57		1	1 unit 1CB

Extended DIN rail for N/PE terminal

- For mounting plate
- Up to 250 A



3VA9987-0GL30

						3VA9987-0GL30		1	1 unit 1CB
--	--	--	--	--	--	---------------	--	---	------------

Handles

Handles

- With masking plate



8UD1731-0AB11

Type	Color	Tolerance compensation							
• Standard	Gray	None	✓	✓	✓	--	8UD1721-0AB11		1 1 unit 1CB
		With	✓	✓	✓	--	8UD1721-0AB21		1 1 unit 1CB
		None	--	--	--	✓	8UD1731-0AB11		1 1 unit 1CB
		With	--	--	--	✓	8UD1731-0AB21		1 1 unit 1CB
• EMERGENCY- STOP	Yellow- red	None	✓	✓	✓	--	8UD1721-0AB15		1 1 unit 1CB
		With	✓	✓	✓	--	8UD1721-0AB25		1 1 unit 1CB
		None	--	--	--	✓	8UD1731-0AB15		1 1 unit 1CB
		With	--	--	--	✓	8UD1731-0AB25		1 1 unit 1CB

Version	DT	Article No. www.siemens.com/ product?Article No.	Price per PU	PU (UNIT, SET, M)	PS*/ P. unit	PG
General accessories for manual operators						
 3VA9087-0SX10		Labeling plate for manual operators		1	10 units	1CB
 8UD1900-0KA20		Illumination kit for manual operators 24 V DC voltage	For molded case circuit breakers			
			3VA1, 100 ... 250 A Front mounted rotary operators	8UD1900-0KA10	1	1 unit 1CB
			3VA2, 100 ... 630 A Front mounted rotary operators	8UD1900-0KA20	1	1 unit 1CB
			3VA1, 3VA2, 100 ... 630 A Door mounted rotary operator and side wall mounted rotary operator	8UD1900-0KA20	1	1 unit 1CB
 8UD1900-0MB01		Cylinder lock (type Kaba) • For door mounted rotary operator and side wall mounted rotary operator (in the masking plate) • Standard masking plate	Key 1	8UD1900-0MB01	1	1 unit 1CB
			Key 2	8UD1900-0NB01	1	1 unit 1CB
			Key 3	8UD1900-0PB01	1	1 unit 1CB
			Key 4	8UD1900-0QB01	1	1 unit 1CB
 8UD1900-0MB05		Cylinder lock (type Kaba) • For door mounted rotary operator and side wall mounted rotary operator (in the masking plate) • EMERGENCY-STOP masking plate	Key 1	8UD1900-0MB05	1	1 unit 1CB
			Key 2	8UD1900-0NB05	1	1 unit 1CB
			Key 3	8UD1900-0PB05	1	1 unit 1CB
			Key 4	8UD1900-0QB05	1	1 unit 1CB
 3VA9488-0VF20		Rotary operator interlock¹⁾ • Contains 1 unit • For interlocking up to 3 operators (with 3 modules) • Interlocking via Bowden cable (not included in scope of delivery), see page 2/113	For molded case circuit breakers			
			3VA1, 160 A	3VA9158-0VF20		
			3VA1, 250 A	3VA9258-0VF20		
			3VA2, 250 A	3VA9268-0VF20		
			3VA2, 630 A	3VA9468-0VF20		
 3VA9980-0VL10		Cylinder lock (type Ronis) • Includes a lock with 2 keys • For locking or interlocking • For installation in all rotary operators with shaft stub • For mounting in the adapter kit for the accessories compartment	Key 1	3VA9980-0VL10	1	1 unit 1CB
			Key 2	3VA9980-0VL20	1	1 unit 1CB
			Key 3	3VA9980-0VL30	1	1 unit 1CB
			Key 4	3VA9980-0VL40	1	1 unit 1CB
		Note	The cylinder lock adapter for rotary operators is also needed for locking or interlocking circuit breakers via rotary operators.			
 3VA9980-0LF20		Cylinder lock adapter for rotary operators To mount the cylinder lock in the rotary operator (also possible with door mounted rotary operator and side wall mounted rotary operator)		3VA9980-0LF20	1	1 unit 1CB

¹⁾ Start of delivery scheduled for 1st quarter 2016

Molded Case Circuit Breakers

3VA Molded Case Circuit Breakers – Accessories, IEC **NEW**

Motor operators

Overview

Lateral motorized operator MO310

The lateral motor operator MO310 is optimized for use in the area of electrical installation. It is mounted on the side of the 3VA1 molded-case circuit breaker and, thanks to the cover size of 45 mm, is suitable for side-by-side arrangement with miniature circuit breakers.

The motor operator MO310 can also be locked with several padlocks.

MO320 front motor operator

The MO320 motor operator is mounted on the front of the 3VA molded-case circuit breaker and opens and closes the molded case circuit breaker by means of control cable commands (e.g. from pushbuttons or a PLC). It can also be operated manually, however, and a handle is provided on the unit for this purpose.

The motor operator also features a clear switching position indicator which indicates ON and OFF and, via LED, whether the circuit breaker has tripped (TRIP). The motor operator therefore meets the standards for isolating characteristics defined by IEC / EN 60947-1. It is thus possible to identify the switching position of the molded case circuit breaker at any time.

Two different reset modes can be selected, i.e. in one mode, the operator resets the molded case circuit breaker automatically and in the other, it waits for confirmation by an OFF signal before it resets the breaker.

Furthermore, the motor operator can be locked in the OFF position by means of several padlocks.



Benefits

- Remote operation of the molded case circuit breaker by means of control cable commands
- Clear switching position indication including TRIP provides a quick visual overview and prevents operating errors
- Locking capability prevents unauthorized operations
- Meets the standards for isolating characteristics defined by IEC / EN 60947-1

Design

- The MO320 motor operator is simply snapped into position on a mounting frame which is installed instead of the accessories lid of the molded case circuit breaker.

Technical specifications

MO310 motor operator	3VA1
	160 A
Degree of protection	IP20, with escutcheon IP30
Rated control supply voltage (operating range of control supply voltage)	42 V ... 60 V AC/ 24 V ... 60 V DC (0.85 ... 1.26) 110 V ... 230 V AC/ 110 V ... 250 V DC (0.85 ... 1.1)
Rating	250 W, max. 500 W (60 ms)
Make time, typically	< 300 ms
Break time, typically	< 300 ms

MO320 motor operator	3VA1	3VA2
	160 A	250 A
	250 A	630 A
Degree of protection	IP20, with escutcheon IP30	
Rated control supply voltage (operating range of control supply voltage)	24 V ... 60 V DC (0.85 ... 1.26) 110 V ... 230 V AC/ 110 V ... 250 V DC (0.85 ... 1.1)	
Rating	250 W, max. 500 W (60 ms)	
Make time, typically	< 800 ms	< 800 ms < 1000 ms < 1700 ms
Break time, typically	< 800 ms	< 800 ms < 1000 ms < 1400 ms

Selection and ordering data

Version	For molded case circuit breakers/ DT frame size				Article No. www.siemens.com/product?Article No.	Price per PU	PU (UNIT, SET, M)	PS*/ P. unit	PG
	3VA1 160 A	3VA1 250 A	3VA2 100 A, 160 A, 250 A	3VA2 400 A, 630 A					

Motorized operating mechanisms

Lateral motor operator (MO310)

Versions

- 24 ... 60 V DC
- 42 ... 60 V AC
- 110 ... 230 V AC, 110 ... 250 V DC



3VA9267-0HB10

Motor operators without stored energy feature (MO320)

Versions

- 24 ... 60 V DC
- 110 ... 230 V AC, 110 ... 250 V DC



3VA9267-0HA10

✓	--	--	--	3VA9117-0HB10	1	1 unit	1CB
✓	--	--	--	3VA9117-0HB20	1	1 unit	1CB
✓	--	--	--	3VA9157-0HA10	1	1 unit	1CB
--	✓	--	--	3VA9257-0HA10	1	1 unit	1CB
--	--	✓	--	3VA9267-0HA10	1	1 unit	1CB
--	--	--	✓	3VA9467-0HA10	1	1 unit	1CB
✓	--	--	--	3VA9157-0HA20	1	1 unit	1CB
--	✓	--	--	3VA9257-0HA20	1	1 unit	1CB
--	--	✓	--	3VA9267-0HA20	1	1 unit	1CB
--	--	--	✓	3VA9467-0HA20	1	1 unit	1CB

Overview

The proper functioning and in particular the safety of electrical installations does not just depend on the quality and design of the components, but also on the method of installation.

The following aspects of electrical installations are of crucial importance for the implementation of a safe, properly functioning connection to the 3VA molded case circuit breakers:

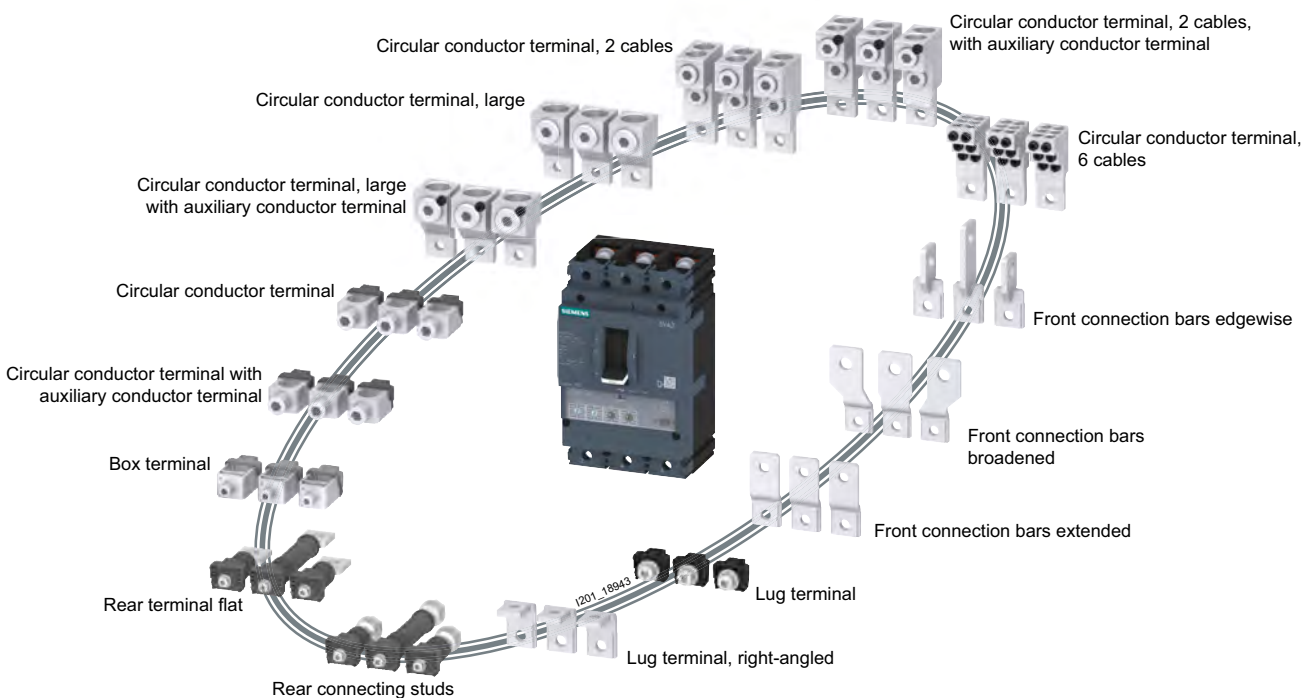
- Installation, e.g. connection to cables or busbars
- Dimensioning of the cables and busbars
- Installation medium, e.g. rigid or flexible

The following catalog pages provide all the information needed to ensure that a 3VA molded case circuit breaker is safely connected.

Connection technology for the 3VA molded case circuit breaker

The connection technology of the 3VA molded case circuit breaker is designed to support uncomplicated and convenient commissioning of the 3VA molded case circuit breakers and to meet all installation requirements.

To meet this objective, an extensive portfolio of connection components is available.








Molded Case Circuit Breakers

3VA Molded Case Circuit Breakers – Accessories, IEC **NEW**

Connection technology

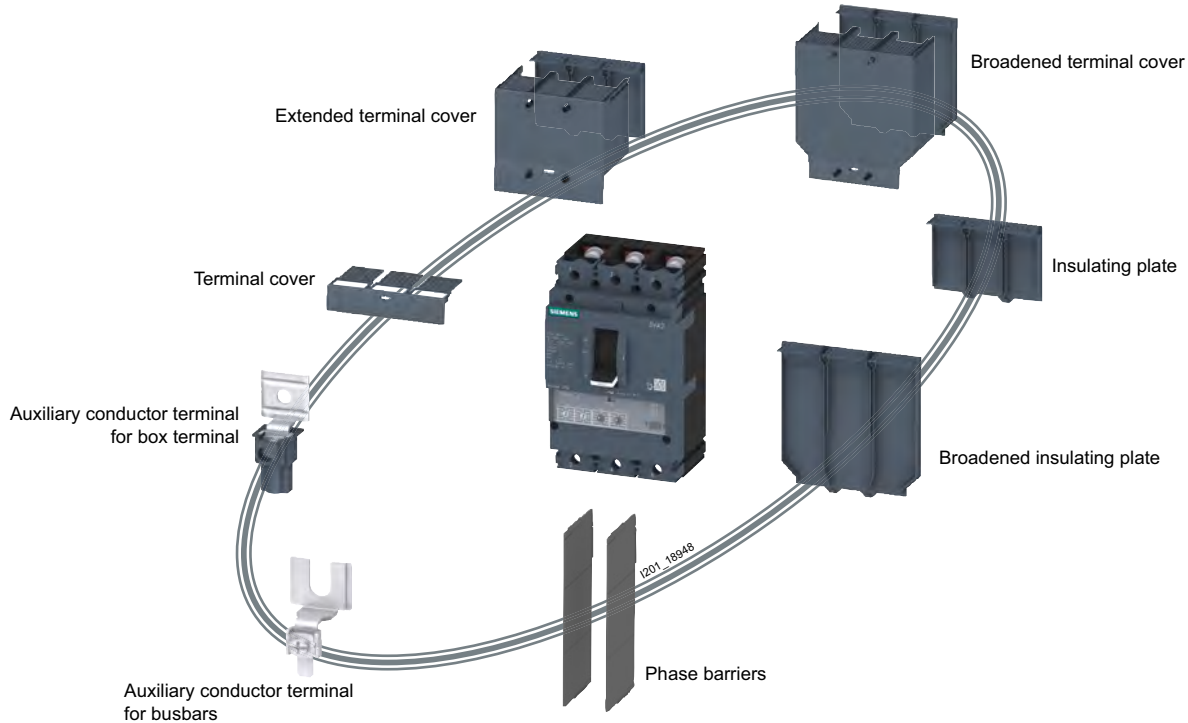
Conductor cross-sections

Connection technology	Cable medium	Cables and busbars	Dimensions	3VA1		3VA2		
				100 A/160 A	250 A	100 A/160 A/250 A	400 A	630 A
 Box terminal	Solid cable	Cu cable	mm ²	1.5 ... 16	6 ... 16	6 ... 16	--	--
	Stranded cable	Cu cable	mm ²	1.5 ... 70	6 ... 120 50 ... 185	6 ... 120 25 ... 185	35 ... 300	35 ... 300
	Finely stranded cable	Cu cable	mm ²	1.5 ... 50	10 ... 95 95 ... 150	10 ... 95 35 ... 150	25 ... 240	25 ... 240
	Finely stranded with insulated end sleeve	Cu cable	mm ²	1.5 ... 50	6 ... 95 50 ... 150	6 ... 95 25 ... 150	25 ... 240	25 ... 240
	Flexible copper busbar	Flexible busbar	mm x mm	2x ..6x [13 x 0.5] ... 2x ..9x [9 x 0.8]	2x ..6x [13 x 0.5] ... 2x ..6x [15.5 x 0.8] ... 2x ..6x [20 x 1]	2x ..6x [13 x 0.5] ... 2x ..6x [15.5 x 0.8] ... 2x ..6x [20 x 1]	2x ..10x [20 x 1] ... 2x ..10x [24 x 1]	2x ..10x [20 x 1] ... 2x ..10x [24 x 1]
 Circular conductor terminals	Solid cable	Cu/Al cable	mm ²	2.5/4 ... 16	--	1.5/4 ... 16	--	--
	Stranded cable	Cu/Al cable	mm ²	1.5/4 ... 50	35 ... 185	1.5/4 ... 50 16 ... 185	50 ... 300	--
	Finely stranded cable	Cu cable	mm ²	1.5 ... 35	35 ... 150	1.5 ... 35 25 ... 150	50 ... 240	--
	Finely stranded with insulated end sleeve	Cu cable	mm ²	1.5 ... 35	35 ... 150	1.5 ... 35 16 ... 120	50 ... 240	--
 Circular conductor terminal, large	Solid cable			--	--	--	--	--
	Stranded cable	Cu/Al cable	mm ²	25 ... 150	50 ... 240	50 ... 240	--	--
	Finely stranded cable	Cu cable	mm ²	25 ... 120	50 ... 185	50 ... 185	--	--
	Finely stranded with insulated end sleeve	Cu cable	mm ²	25 ... 95	50 ... 185	50 ... 185	--	--
 Circular conductor terminal for 2 cables	Solid cable			--	--	--	--	--
	Stranded cable	Cu/Al cable	mm ²	--	25 ... 150	25 ... 150	70 ... 300	70 ... 300
	Finely stranded cable	Cu cable	mm ²	--	25 ... 150	25 ... 150	70 ... 240	70 ... 240
	Finely stranded with insulated end sleeve	Cu cable	mm ²	--	25 ... 70	25 ... 70	70 ... 185	70 ... 185
 Circular conductor terminal for 6 cables	Solid cable	Cu/Al cable	mm ²	1.5/4 ... 16	1.5/4 ... 16	1.5/4 ... 16	1.5/4 ... 16	1.5/4 ... 16
	Stranded cable	Cu/Al cable	mm ²	1.5/4 ... 35	1.5/4 ... 35	1.5/4 ... 35	1.5/4 ... 35	1.5/4 ... 35
	Finely stranded cable	Cu cable	mm ²	1.5 ... 25	1.5 ... 25	1.5 ... 25	1.5 ... 25	1.5 ... 25
	Finely stranded with insulated end sleeve	Cu cable	mm ²	1.5 ... 25	1.5 ... 25	1.5 ... 25	1.5 ... 25	1.5 ... 25
Busbar connection	Direct (width x height)	Busbar	mm x mm	17 x 6.5	25 x 8	25 x 8	35 x 10	35 x 10
	Front connection bars extended	Busbar	mm x mm	22 x 8	32 x 10	32 x 10	40 x 12.5	40 x 12.5
	Front connection bars broadened	Busbar	mm x mm	30 x 8	35 x 10	35 x 10	60 x 12.5	60 x 12.5

Further connection accessoriesInsulation / auxiliary conductor connections

The connection accessories portfolio includes an extensive selection of insulating components (phase barriers, terminal

covers, etc.). Auxiliary conductor connections for box terminals and busbars are also available.

Terminal covers

Terminal covers are insulating and sealable insulation accessories which protect against accidental contact with main current paths. When mounted on the circuit breaker, terminal covers at the front provide degree of protection IP4x and when correctly installed at the infeed and load ends of the breaker, degree of protection IP2x. All terminal covers have a recess on the inside face which can be drilled out if necessary so that safe isolation can be afforded by commercially available voltage detectors.

- Short terminal covers are normally installed for all types of front termination which do not exceed the geometric dimensions of the molded-case circuit breaker (the termination area) (e.g. box terminal, lug terminal, etc.).
- Extended terminal covers are required when bar extensions or external terminals (i.e. terminals which exceed the dimensions of the termination area of the molded case circuit breaker) are installed. The extended terminal cover consists of two parts, an insulating plate and the top half of the terminal cover. Both parts are attached by screws and thus afford the degrees of protection specified above.
- Broad terminal covers are required when broadened connection bars are installed. The extended terminal cover consists of two parts, a broadened insulating plate and the top half of the terminal cover. Both parts are attached by screws and thus afford the degrees of protection specified above.

Insulating plates

The purpose of insulating plates is to insulate the main terminals of the molded case circuit breaker from the mounting plate (cubicle).

- Insulating plate: in combination with bar extensions, for example
- Insulating plate broadened: in combination with broadened connection bars, for example

Auxiliary conductor terminals

All circular conductor terminals can be ordered with or without auxiliary conductor terminal (see page 2/10, Front terminals). The following accessories are available to allow the implementation of an auxiliary conductor terminal in combination with a box terminal or busbar connection:

- Auxiliary conductor terminal for box terminal: This terminal is fastened by screws in the box terminal with the cable.
- Auxiliary conductor terminal for busbars: This terminal is attached by screws directly to the busbar.

All auxiliary conductor terminals are rated for a maximum load of 6 A. Cables of up to 2.5 mm² can be connected.

Benefits









- High degree of flexibility
- Cables and busbars can be connected quickly and easily to the 3VA molded case circuit breaker
- Extensive selection of connection accessories

Molded Case Circuit Breakers

3VA Molded Case Circuit Breakers – Accessories, IEC **NEW**

Connection parts – suitable for all installation types (fixed mounting, plug-in and draw-out versions)

Selection and ordering data







Version	Minimum mm ² for stranded cable	Maximum mm ² for stranded cable	For molded case circuit breakers/frame size				DT	Article No. www.siemens.com/product?Article No.	Price per PU	PU (UNIT, SET, M)	PS*/P. unit	PG
			3VA1 100 A 160 A	3VA1 250 A	3VA2 100 A 160 A 250 A	3VA2 400 A 630 A						
Box terminals suitable for all installation types (fixed mounting, plug-in and draw-out versions)												
 3VA9163-0JA12	Box terminal • Connection of Cu cable • Included in scope of supply: 3 single terminals	1.5 mm ² 70 mm ²	✓	--	--	--	3VA9153-0JA11		1	1 unit	1CB	
		6 mm ² 120 mm ²	--	✓	--	--	3VA9253-0JA11		1	1 unit	1CB	
		50 mm ² 185 mm ²	--	✓	--	--	3VA9253-0JA12		1	1 unit	1CB	
		6 mm ² 120 mm ²	--	--	✓	--	3VA9163-0JA12		1	1 unit	1CB	
		25 mm ² 185 mm ²	--	--	✓	--	3VA9263-0JA12		1	1 unit	1CB	
		35 mm ² 300 mm ²	--	--	--	✓	3VA9483-0JA13		1	1 unit	1CB	
 3VA9164-0JA12	Box terminal • Connection of Cu cable • Included in scope of supply: 4 single terminals	1.5 mm ² 70 mm ²	✓	--	--	--	3VA9154-0JA11		1	1 unit	1CB	
		6 mm ² 120 mm ²	--	✓	--	--	3VA9254-0JA11		1	1 unit	1CB	
		50 mm ² 185 mm ²	--	✓	--	--	3VA9254-0JA12		1	1 unit	1CB	
		6 mm ² 120 mm ²	--	--	✓	--	3VA9164-0JA12		1	1 unit	1CB	
		25 mm ² 185 mm ²	--	--	✓	--	3VA9264-0JA12		1	1 unit	1CB	
		35 mm ² 300 mm ²	--	--	--	✓	3VA9484-0JA13		1	1 unit	1CB	
Circular conductor terminals suitable for all installation types (fixed mounting, plug-in and draw-out versions)												
 3VA9103-0JB11	Circular conductor terminals • Connection of Cu/Al cable • Included in scope of supply: 3 single terminals	1.5 mm ² 50 mm ²	✓	--	--	--	3VA9113-0JB11		1	1 unit	1CB	
		35 mm ² 185 mm ²	--	✓	--	--	3VA9253-0JB12		1	1 unit	1CB	
		1.5 mm ² 50 mm ²	--	--	✓	--	3VA9103-0JB11		1	1 unit	1CB	
		16 mm ² 185 mm ²	--	--	✓	--	3VA9263-0JB12		1	1 unit	1CB	
		50 mm ² 300 mm ²	--	--	--	✓	3VA9383-0JB13		1	1 unit	1CB	
 3VA9104-0JB11	Circular conductor terminals • Connection of Cu/Al cable • Included in scope of supply: 4 single terminals	1.5 mm ² 50 mm ²	✓	--	--	--	3VA9114-0JB11		1	1 unit	1CB	
		35 mm ² 185 mm ²	--	✓	--	--	3VA9254-0JB12		1	1 unit	1CB	
		1.5 mm ² 50 mm ²	--	--	✓	--	3VA9104-0JB11		1	1 unit	1CB	
		16 mm ² 185 mm ²	--	--	✓	--	3VA9264-0JB12		1	1 unit	1CB	
		50 mm ² 300 mm ²	--	--	--	✓	3VA9384-0JB13		1	1 unit	1CB	
 3VA9103-0JG11	Circular conductor terminal with auxiliary conductor terminal • Connection of Cu/Al cable • Included in scope of supply: 3 single terminals	16 mm ² 50 mm ²	✓	--	--	--	3VA9113-0JG11		1	1 unit	1CB	
		35 mm ² 185 mm ²	--	✓	--	--	3VA9253-0JG12		1	1 unit	1CB	
		1.5 mm ² 50 mm ²	--	--	✓	--	3VA9103-0JG11		1	1 unit	1CB	
		16 mm ² 185 mm ²	--	--	✓	--	3VA9263-0JG12		1	1 unit	1CB	
		50 mm ² 300 mm ²	--	--	--	✓	3VA9383-0JG13		1	1 unit	1CB	
 3VA9104-0JG11	Circular conductor terminal with auxiliary conductor terminal • Connection of Cu/Al cable • Included in scope of supply: 4 single terminals	16 mm ² 50 mm ²	✓	--	--	--	3VA9114-0JG11		1	1 unit	1CB	
		35 mm ² 185 mm ²	--	✓	--	--	3VA9254-0JG12		1	1 unit	1CB	
		1.5 mm ² 50 mm ²	--	--	✓	--	3VA9104-0JG11		1	1 unit	1CB	
		16 mm ² 185 mm ²	--	--	✓	--	3VA9264-0JG12		1	1 unit	1CB	
		50 mm ² 300 mm ²	--	--	--	✓	3VA9384-0JG13		1	1 unit	1CB	
Lug terminals suitable for all installation types (fixed mounting, plug-in and draw-out versions)												
 3VA9203-0QA00	Lug terminal Included in scope of supply: • 3 single terminals	17 mm 6.5 mm	✓	--	--	--	3VA9113-0QA00		1	1 unit	1CB	
		25 mm 8 mm	--	✓	--	--	3VA9213-0QA00		1	1 unit	1CB	
		25 mm 8 mm	--	--	✓	--	3VA9203-0QA00		1	1 unit	1CB	
		35 mm 10 mm	--	--	--	✓	3VA9403-0QA00		1	1 unit	1CB	
 3VA9204-0QA00	Lug terminal Included in scope of supply: • 4 single terminals	17 mm 6.5 mm	✓	--	--	--	3VA9114-0QA00		1	1 unit	1CB	
		25 mm 8 mm	--	✓	--	--	3VA9214-0QA00		1	1 unit	1CB	
		25 mm 8 mm	--	--	✓	--	3VA9204-0QA00		1	1 unit	1CB	
		35 mm 10 mm	--	--	--	✓	3VA9404-0QA00		1	1 unit	1CB	

Molded Case Circuit Breakers

NEW 3VA Molded Case Circuit Breakers – Accessories, IEC

Connection parts – suitable for all installation types (fixed mounting, plug-in and draw-out versions)

2



Version	Max. terminal width	Max. bus-bar thickness	For molded case circuit breakers/frame size				DT	Article No. www.siemens.com/product?Article No.	Price per PU	PU (UNIT, SET, M)	PS*/P. unit	PG
			3VA1 100 A 160 A	3VA1 250 A	3VA2 100 A 160 A 250 A	3VA2 400 A 630 A						
Bar extensions suitable for all installation types (fixed mounting, plug-in and draw-out versions)												
	Front connection bars extended Included in scope of supply: • 3 single terminals • 2 phase barriers	22 mm	8 mm	✓	--	--	--	3VA9153-0QB00		1	1 unit	1CB
		32 mm	10 mm	--	✓	--	--	3VA9253-0QB00		1	1 unit	1CB
		32 mm	10 mm	--	--	✓	--	3VA9263-0QB00		1	1 unit	1CB
		40 mm	12.5 mm	--	--	--	✓	3VA9483-0QB00		1	1 unit	1CB
	Front connection bars extended Included in scope of supply: • 4 single terminals • 3 phase barriers	22 mm	8 mm	✓	--	--	--	3VA9154-0QB00		1	1 unit	1CB
		32 mm	10 mm	--	✓	--	--	3VA9254-0QB00		1	1 unit	1CB
		32 mm	10 mm	--	--	✓	--	3VA9264-0QB00		1	1 unit	1CB
		40 mm	12.5 mm	--	--	--	✓	3VA9484-0QB00		1	1 unit	1CB
	Front connection bars broadened Included in scope of supply: • 3 single terminals • 2 phase barriers Distance between pole centers: 100/160 A = 35 mm 250 A = 45 mm 400/630 A = 70 mm	30 mm	8 mm	✓	--	--	--	3VA9153-0QC00		1	1 unit	1CB
		35 mm	10 mm	--	✓	--	--	3VA9253-0QC00		1	1 unit	1CB
		35 mm	10 mm	--	--	✓	--	3VA9263-0QC00		1	1 unit	1CB
		60 mm	12.5 mm	--	--	--	✓	3VA9483-0QC00		1	1 unit	1CB
	Front connection bars broadened Included in scope of supply: • 4 single terminals • 3 phase barriers Distance between pole centers: 100/160 A = 35 mm 250 A = 45 mm 400/630 A = 70 mm	30 mm	8 mm	✓	--	--	--	3VA9154-0QC00		1	1 unit	1CB
		35 mm	10 mm	--	✓	--	--	3VA9254-0QC00		1	1 unit	1CB
		35 mm	10 mm	--	--	✓	--	3VA9264-0QC00		1	1 unit	1CB
		60 mm	12.5 mm	--	--	--	✓	3VA9484-0QC00		1	1 unit	1CB
	Front connection bars edgewise Included in scope of supply: • 3 single terminals • 2 phase barriers	20 mm	6 mm	✓	--	--	--	3VA9153-0QD00		1	1 unit	1CB
		25 mm	7 mm	--	✓	--	--	3VA9253-0QD00		1	1 unit	1CB
		25 mm	7 mm	--	--	✓	--	3VA9263-0QD00		1	1 unit	1CB
		40 mm	8 mm	--	--	--	✓	3VA9483-0QD00		1	1 unit	1CB
	Front connection bars edgewise Included in scope of supply: • 4 single terminals • 3 phase barriers	20 mm	6 mm	✓	--	--	--	3VA9154-0QD00		1	1 unit	1CB
		25 mm	7 mm	--	✓	--	--	3VA9254-0QD00		1	1 unit	1CB
		25 mm	7 mm	--	--	✓	--	3VA9264-0QD00		1	1 unit	1CB
		40 mm	8 mm	--	--	--	✓	3VA9484-0QD00		1	1 unit	1CB

Molded Case Circuit Breakers



3VA Molded Case Circuit Breakers – Accessories, IEC **NEW**

Connection parts – suitable for all installation types (fixed mounting, plug-in and draw-out versions)

2

	Version	Max. terminal width	Max. busbar thickness	For molded case circuit breakers/frame size				DT	Article No. www.siemens.com/product?Article.No.	Price per PU	PU (UNIT, SET, M)	PS*/P. unit	PG
				3VA1 100 A 160 A	3VA1 250 A	3VA2 100 A 160 A 250 A	3VA2 400 A 630 A						
 <p>3VA9223-0QG00</p>	Lug terminal, right-angled¹⁾ Included in scope of supply: • 3 single terminals • 2 phase barriers	22 mm	8 mm	✓	--	--	--	3VA9113-0QG00		1	1 unit	1CB	
		32 mm	10 mm	--	✓	--	--	3VA9213-0QG00		1	1 unit	1CB	
		32 mm	10 mm	--	--	✓	--	3VA9223-0QG00		1	1 unit	1CB	
		40 mm	12.5 mm	--	--	--	✓	3VA9403-0QG00		1	1 unit	1CB	
 <p>3VA9224-0QG00</p>	Lug terminal, right-angled¹⁾ Included in scope of supply: • 4 single terminals • 3 phase barriers	22 mm	8 mm	✓	--	--	--	3VA9114-0QG00		1	1 unit	1CB	
		32 mm	10 mm	--	✓	--	--	3VA9214-0QG00		1	1 unit	1CB	
		32 mm	10 mm	--	--	✓	--	3VA9224-0QG00		1	1 unit	1CB	
		40 mm	12.5 mm	--	--	--	✓	3VA9404-0QG00		1	1 unit	1CB	

¹⁾ Can only be connected to breaker side N, 1, 3, 5

	Version	For molded case circuit breakers/frame size				DT	Article No. www.siemens.com/product?Article.No.	Price per PU	PU (UNIT, SET, M)	PS*/P. unit	PG
		3VA1 100 A 160 A	3VA1 250 A	3VA2 100 A 160 A 250 A	3VA2 400 A 630 A						
Rear flat terminals suitable for all installation types (fixed mounting, plug-in and draw-out versions)											
 <p>3VA9203-0QE00</p>	Rear terminal flat Included in scope of supply: • 2 short terminals flat • 1 long terminal flat	✓	--	--	--	3VA9113-0QE00		1	1 unit	1CB	
		--	✓	--	--	3VA9213-0QE00		1	1 unit	1CB	
		--	--	✓	--	3VA9203-0QE00		1	1 unit	1CB	
		--	--	--	✓	3VA9403-0QE00		1	1 unit	1CB	
 <p>3VA9204-0QE00</p>	Rear terminal flat Included in scope of supply: • 2 short terminals flat • 2 long terminals flat	✓	--	--	--	3VA9114-0QE00		1	1 unit	1CB	
		--	✓	--	--	3VA9214-0QE00		1	1 unit	1CB	
		--	--	✓	--	3VA9204-0QE00		1	1 unit	1CB	
		--	--	--	✓	3VA9404-0QE00		1	1 unit	1CB	
 <p>3VA9201-0QE10</p>	Rear terminal flat Included in scope of supply: • 1 short terminal flat	✓	--	--	--	3VA9111-0QE10		1	1 unit	1CB	
		--	✓	--	--	3VA9211-0QE10		1	1 unit	1CB	
		--	--	✓	--	3VA9201-0QE10		1	1 unit	1CB	
		--	--	--	✓	3VA9401-0QE10		1	1 unit	1CB	
 <p>3VA9201-0QE20</p>	Rear terminal flat Included in scope of supply: • 1 long terminal flat	✓	--	--	--	3VA9111-0QE20		1	1 unit	1CB	
		--	✓	--	--	3VA9211-0QE20		1	1 unit	1CB	
		--	--	✓	--	3VA9201-0QE20		1	1 unit	1CB	
		--	--	--	✓	3VA9401-0QE20		1	1 unit	1CB	

Molded Case Circuit Breakers

NEW 3VA Molded Case Circuit Breakers – Accessories, IEC

Connection parts – suitable for all installation types (fixed mounting, plug-in and draw-out versions)

Version	For molded case circuit breakers/frame size				DT	Article No. www.siemens.com/product?Article No.	Price per PU	PU (UNIT, SET, M)	PS*/P. unit	PG
	3VA1 100 A 160 A	3VA1 250 A	3VA2 100 A 160 A 250 A	3VA2 400 A 630 A						
Rear connecting stud terminals suitable for all installation types (fixed mounting, plug-in and draw-out versions)										
 3VA9203-QF00	Rear connecting stud Included in scope of supply: • 1 long connecting stud • 2 short connecting studs				✓	3VA9113-QQF00		1	1 unit	1CB
		✓	--	--		3VA9213-QQF00		1	1 unit	1CB
	--	--	✓	--		3VA9203-QQF00		1	1 unit	1CB
	--	--	--	✓		3VA9403-QQF00		1	1 unit	1CB
 3VA9204-QF00	Rear connecting stud Included in scope of supply: • 2 long connecting studs • 2 short connecting studs				✓	3VA9114-QQF00		1	1 unit	1CB
	--	✓	--	--		3VA9214-QQF00		1	1 unit	1CB
	--	--	✓	--		3VA9204-QQF00		1	1 unit	1CB
	--	--	--	✓		3VA9404-QQF00		1	1 unit	1CB
 3VA9201-QQF10	Rear connecting stud Included in scope of supply: • 1 short connecting stud				✓	3VA9111-QQF10		1	1 unit	1CB
	--	✓	--	--		3VA9211-QQF10		1	1 unit	1CB
	--	--	✓	--		3VA9201-QQF10		1	1 unit	1CB
	--	--	--	✓		3VA9401-QQF10		1	1 unit	1CB
 3VA9111-QQF20	Rear connecting stud Included in scope of supply: • 1 long connecting stud				✓	3VA9111-QQF20		1	1 unit	1CB
	--	✓	--	--		3VA9211-QQF20		1	1 unit	1CB
	--	--	✓	--		3VA9201-QQF20		1	1 unit	1CB
	--	--	--	✓		3VA9401-QQF20		1	1 unit	1CB
Phase barriers suitable for all installation types (fixed mounting, plug-in and draw-out versions)										
 3VA9262-OWA00	Phase barriers Included in scope of supply: • 2 phase barriers				✓	3VA9152-OWA00		1	1 unit	1CB
	--	✓	--	--		3VA9252-OWA00		1	1 unit	1CB
	--	--	✓	--		3VA9262-OWA00		1	1 unit	1CB
	--	--	--	✓		3VA9482-OWA00		1	1 unit	1CB

Molded Case Circuit Breakers

3VA Molded Case Circuit Breakers – Accessories, IEC **NEW**

Connection parts – specially for fixed mounting

2








Version	Minimum mm ² for stranded cable	Maximum mm ² for stranded cable	For molded case circuit breakers/frame size				DT	Article No. www.siemens.com/product?Article No.	Price per PU	PU (UNIT, SET, M)	PS* / P. unit	PG
			3VA1 100 A 160 A	3VA1 250 A	3VA2 100 A 160 A 250 A	3VA2 400 A 630 A						
Front connection bars specially for fixed mounting												
 <p>Front connection bars extended Included in scope of supply: • 1 busbar connection piece</p> <p>3VA9151-0QB00</p>	32 mm	10 mm	✓	--	--	--	3VA9151-0QB00		1	1 unit	1CB	
 <p>Front connection bars broadened Included in scope of supply: • 2 individual busbar connection pieces • 1 phase barriers</p> <p>Note Distance between pole centers 44.6 mm</p> <p>3VA9152-0QC00</p>	35 mm	10 mm	✓	--	--	--	3VA9152-0QC00		1	1 unit	1CB	
Circular conductor terminals specially for fixed mounting												
 <p>Circular conductor terminal, large • Connection of Cu/Al cable • Included in scope of supply: 2 single terminals and 1 extended terminal cover</p> <p>3VA9112-0JJ12</p>	25 mm ²	150 mm ²	✓	--	--	--	3VA9112-0JJ12		1	1 unit	1CB	
 <p>Circular conductor terminal, large • Connection of Cu/Al cable • Included in scope of supply: 3 single terminals and 1 extended terminal cover</p> <p>3VA9113-0JJ12</p>	25 mm ²	150 mm ²	✓	--	--	--	3VA9113-0JJ12		1	1 unit	1CB	
	50 mm ²	240 mm ²	--	✓	--	--	3VA9213-0JJ13		1	1 unit	1CB	
	50 mm ²	240 mm ²	--	--	✓	--	3VA9223-0JJ13		1	1 unit	1CB	
 <p>Circular conductor terminal, large • Connection of Cu/Al cable • Included in scope of supply: 4 single terminals and 1 extended terminal cover</p> <p>3VA9114-0JJ12</p>	25 mm ²	150 mm ²	✓	--	--	--	3VA9114-0JJ12		1	1 unit	1CB	
	50 mm ²	240 mm ²	--	✓	--	--	3VA9214-0JJ13		1	1 unit	1CB	
	50 mm ²	240 mm ²	--	--	✓	--	3VA9224-0JJ13		1	1 unit	1CB	
 <p>Circular conductor terminal, large, with auxiliary conductor terminal • Connection of Cu/Al cable • Included in scope of supply: 2 single terminals and 1 extended terminal cover</p> <p>3VA9112-0JC12</p>	25 mm ²	150 mm ²	✓	--	--	--	3VA9112-0JC12		1	1 unit	1CB	

Molded Case Circuit Breakers

NEW 3VA Molded Case Circuit Breakers – Accessories, IEC

Connection parts – specially for fixed mounting

2

Version	Minimum mm ² for stranded cable	Maximum mm ² for stranded cable	For molded case circuit breakers/frame size				DT	Article No. www.siemens.com/ product?Article No.	Price per PU	PU (UNIT, SET, M)	PS/ P. unit	PG
			3VA1 100 A 160 A	3VA1 250 A	3VA2 100 A 160 A 250 A	3VA2 400 A 630 A						
 Circular conductor terminal, large, with auxiliary conductor terminal <ul style="list-style-type: none"> • Connection of Cu/Al cable • Included in scope of supply: 3 single terminals and 1 extended terminal cover 	25 mm ²	150 mm ²	✓	--	--	--	3VA9113-0JC12		1	1 unit	1CB	
	50 mm ²	240 mm ²	--	✓	--	--	3VA9213-0JC13		1	1 unit	1CB	
	50 mm ²	240 mm ²	--	--	✓	--	3VA9223-0JC13		1	1 unit	1CB	
 Circular conductor terminal, large, with auxiliary conductor terminal <ul style="list-style-type: none"> • Connection of Cu/Al cable • Included in scope of supply: 4 single terminals and 1 extended terminal cover 	25 mm ²	150 mm ²	✓	--	--	--	3VA9114-0JC12		1	1 unit	1CB	
	50 mm ²	240 mm ²	--	✓	--	--	3VA9214-0JC13		1	1 unit	1CB	
	50 mm ²	240 mm ²	--	--	✓	--	3VA9224-0JC13		1	1 unit	1CB	
 Circular conductor terminal, 2 cables <ul style="list-style-type: none"> • Connection of Cu/Al cable • Included in scope of supply: 3 single terminals and 1 extended terminal cover 	2 x 25 mm ²	2 x 150 mm ²	--	✓	--	--	3VA9213-0JJ22		1	1 unit	1CB	
	2 x 25 mm ²	2 x 150 mm ²	--	--	✓	--	3VA9223-0JJ22		1	1 unit	1CB	
	2 x 70 mm ²	2 x 300 mm ²	--	--	--	✓	3VA9403-0JJ23		1	1 unit	1CB	
 Circular conductor terminal, 2 cables <ul style="list-style-type: none"> • Connection of Cu/Al cable • Included in scope of supply: 4 single terminals and 1 extended terminal cover 	2 x 25 mm ²	2 x 150 mm ²	--	✓	--	--	3VA9214-0JJ22		1	1 unit	1CB	
	2 x 25 mm ²	2 x 150 mm ²	--	--	✓	--	3VA9224-0JJ22		1	1 unit	1CB	
	2 x 70 mm ²	2 x 300 mm ²	--	--	--	✓	3VA9404-0JJ23		1	1 unit	1CB	
 Circular conductor terminal, 2 cables, with auxiliary conductor terminal <ul style="list-style-type: none"> • Connection of Cu/Al cable • Included in scope of supply: 3 single terminals and 1 extended terminal cover 	2 x 25 mm ²	2 x 150 mm ²	--	✓	--	--	3VA9213-0JC22		1	1 unit	1CB	
	2 x 25 mm ²	2 x 150 mm ²	--	--	✓	--	3VA9223-0JC22		1	1 unit	1CB	
	2 x 70 mm ²	2 x 300 mm ²	--	--	--	✓	3VA9403-0JC23		1	1 unit	1CB	
 Circular conductor terminal, 2 cables, with auxiliary conductor terminal <ul style="list-style-type: none"> • Connection of Cu/Al cable • Included in scope of supply: 4 single terminals and 1 extended terminal cover 	2 x 25 mm ²	2 x 150 mm ²	--	✓	--	--	3VA9214-0JC22		1	1 unit	1CB	
	2 x 25 mm ²	2 x 150 mm ²	--	--	✓	--	3VA9224-0JC22		1	1 unit	1CB	
	2 x 70 mm ²	2 x 300 mm ²	--	--	--	✓	3VA9404-0JC23		1	1 unit	1CB	
 Circular conductor terminal, 6 cables <ul style="list-style-type: none"> • Connection of Cu/Al cable • Included in scope of supply: 2 single terminals and 1 extended terminal cover 	6 x 1.5 mm ²	6 x 35 mm ²	✓	--	--	--	3VA9112-0JF60		1	1 unit	1CB	



* You can order this quantity or a multiple thereof.






Molded Case Circuit Breakers

3VA Molded Case Circuit Breakers – Accessories, IEC **NEW**

Connection parts – specially for fixed mounting

2

Version	Minimum mm ² for stranded cable	Maximum mm ² for stranded cable	For molded case circuit breakers/frame size				DT	Article No. www.siemens.com/product?Article No.	Price per PU	PU (UNIT, SET, M)	PS*/P. unit	PG
			3VA1 100 A 160 A	3VA1 250 A	3VA2 100 A 160 A 250 A	3VA2 400 A 630 A						
 Circular conductor terminal, 6 cables <ul style="list-style-type: none"> • Connection of Cu/Al cable • Included in scope of supply: 3 single terminals and 1 extended terminal cover 	6 x 1.5 mm ²	6 x 35 mm ²	✓	--	--	--				1	1 unit	1CB
			--	✓	--	--				1	1 unit	1CB
			--	--	✓	--				1	1 unit	1CB
			--	--	--	✓				1	1 unit	1CB
3VA9223-0JF60												
 Circular conductor terminal, 6 cables <ul style="list-style-type: none"> • Connection of Cu/Al cable • Included in scope of supply: 4 single terminals and 1 extended terminal cover 	6 x 1.5 mm ²	6 x 35 mm ²	✓	--	--	--				1	1 unit	1CB
			--	✓	--	--				1	1 unit	1CB
			--	--	✓	--				1	1 unit	1CB
			--	--	--	✓				1	1 unit	1CB
3VA9224-0JF60												

Version	For molded case circuit breakers/frame size	DT	Article No. www.siemens.com/product?Article No.	Price per PU	PU (UNIT, SET, M)	PS*/P. unit	PG
Terminal covers specially for fixed mounting							
 Terminal cover for 1-pole breakers	✓	--	--	--			
3VA9111-0WD10							
 Terminal cover for 2-pole breakers	✓	--	--	--			
3VA9111-0WD20							
 Terminal cover for 3-pole breakers	✓	--	--	--			
	--	✓	--	--			
	--	--	✓	--			
	--	--	--	✓			
3VA9221-0WD30							
 Terminal cover for 4-pole breakers	✓	--	--	--			
	--	✓	--	--			
	--	--	✓	--			
	--	--	--	✓			
3VA9221-0WD40							
 Extended terminal cover, 2-pole	✓	--	--	--			
3VA9111-0WF20							

Molded Case Circuit Breakers

NEW 3VA Molded Case Circuit Breakers – Accessories, IEC

Connection parts – specially for fixed mounting

2

Version	For molded case circuit breakers/frame size				DT	Article No. www.siemens.com/ product?Article No.	Price per PU	PU (UNIT, SET, M)	PS/ P. unit	PG
	3VA1 100 A 160 A	3VA1 250 A	3VA2 100 A 160 A 250 A	3VA2 400 A 630 A						
 3VA9221-0WF30	Extended terminal cover for 3-pole breakers	✓	--	--	--	3VA9111-0WF30		1	1 unit	1CB
		--	✓	--	--	3VA9211-0WF30		1	1 unit	1CB
		--	--	✓	--	3VA9221-0WF30		1	1 unit	1CB
		--	--	--	✓	3VA9481-0WF30		1	1 unit	1CB
 3VA9221-0WF40	Extended terminal cover for 4-pole breakers	✓	--	--	--	3VA9111-0WF40		1	1 unit	1CB
		--	✓	--	--	3VA9211-0WF40		1	1 unit	1CB
		--	--	✓	--	3VA9221-0WF40		1	1 unit	1CB
		--	--	--	✓	3VA9481-0WF40		1	1 unit	1CB
 3VA9221-0WG30	Broadened terminal cover for 3-pole breakers	✓	--	--	--	3VA9111-0WG30		1	1 unit	1CB
		--	✓	--	--	3VA9211-0WG30		1	1 unit	1CB
		--	--	✓	--	3VA9221-0WG30		1	1 unit	1CB
		--	--	--	✓	3VA9401-0WG30		1	1 unit	1CB
 3VA9221-0WG40	Broadened terminal cover for 4-pole breakers	✓	--	--	--	3VA9111-0WG40		1	1 unit	1CB
		--	✓	--	--	3VA9211-0WG40		1	1 unit	1CB
		--	--	✓	--	3VA9221-0WG40		1	1 unit	1CB
		--	--	--	✓	3VA9401-0WG40		1	1 unit	1CB
Insulating plates specially for fixed mounting										
 3VA9111-0WJ20	Insulating plate, 2-pole	✓	--	--	--	3VA9111-0WJ20		1	1 unit	1CB
 3VA9221-0WJ30	Insulating plate, 3-pole	✓	--	--	--	3VA9111-0WJ30		1	1 unit	1CB
		--	✓	--	--	3VA9211-0WJ30		1	1 unit	1CB
		--	--	✓	--	3VA9221-0WJ30		1	1 unit	1CB
		--	--	--	✓	3VA9481-0WJ30		1	1 unit	1CB
 3VA9221-0WJ40	Insulating plate, 4-pole	✓	--	--	--	3VA9111-0WJ40		1	1 unit	1CB
		--	✓	--	--	3VA9211-0WJ40		1	1 unit	1CB
		--	--	✓	--	3VA9221-0WJ40		1	1 unit	1CB
		--	--	--	✓	3VA9481-0WJ40		1	1 unit	1CB

Molded Case Circuit Breakers








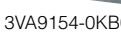
3VA Molded Case Circuit Breakers – Accessories, IEC **NEW**

Connection parts – specially for fixed mounting

2

Version	For molded case circuit breakers/frame size				DT	Article No. www.siemens.com/product?Article No.	Price per PU	PU (UNIT, SET, M)	PS*/P. unit	PG
	3VA1 100 A 160 A	3VA1 250 A	3VA2 100 A 160 A 250 A	3VA2 400 A 630 A						
 3VA9221-0WK30	Insulating plate broadened, 3-pole									
	✓	--	--	--		3VA9111-0WK30		1	1 unit	1CB
	--	✓	--	--		3VA9211-0WK30		1	1 unit	1CB
	--	--	✓	--		3VA9221-0WK30		1	1 unit	1CB
	--	--	--	✓		3VA9481-0WK30		1	1 unit	1CB
 3VA9221-0WK40	Insulating plate broadened, 4-pole									
	✓	--	--	--		3VA9111-0WK40		1	1 unit	1CB
	--	✓	--	--		3VA9211-0WK40		1	1 unit	1CB
	--	--	✓	--		3VA9221-0WK40		1	1 unit	1CB
	--	--	--	✓		3VA9481-0WK40		1	1 unit	1CB
Auxiliary conductor terminals specially for fixed mounting										
 3VA9200-0WB00	Auxiliary conductor terminal for box terminal									
	✓	--	--	--		3VA9110-0WB00		1	10 units	1CB
	--	✓	✓	--		3VA9200-0WB00		1	10 units	1CB
	--	--	--	✓		3VA9480-0WB00		1	10 units	1CB
 3VA9200-0WC00	Auxiliary conductor terminal for busbar									
	✓	--	--	--		3VA9110-0WC00		1	10 units	1CB
	--	✓	✓	--		3VA9200-0WC00		1	10 units	1CB
	--	--	--	✓		3VA9480-0WC00		1	10 units	1CB
DC Insulating plate specially for fixed mounting										
 3VA9113-0SG10	DC insulating plate for 3VA1									
	Versions									
	• For fixed-mounted molded case circuit breakers									
	--	--	--	--		3VA9113-0SG10		1	10 units	1CB
	✓	--	--	--		3VA9114-0SG10		1	10 units	1CB
Side plate specially for fixed mounting										
 3VA9112-0SG20	Side plate for 3VA1									
	Versions									
• For fixed-mounted molded case circuit breakers										
	✓	--	--	--		3VA9112-0SG20		1	5 units	1CB

Connection methods – specially for plug-in and draw-out units



Version	For molded case circuit breakers/frame size				DT	Article No. www.siemens.com/ product?Article No.	Price per PU	PU (UNIT, SET, M)	PS*/ P. unit	PG	
	3VA1 100 A 160 A	3VA1 250 A	3VA2 100 A 160 A 250 A	3VA2 400 A 630 A							
Terminal covers specially for plug-in and draw-out units											
Terminal cover for plug-in/draw-out unit (spare part)											
<ul style="list-style-type: none"> To provide circuit breaker touch protection For mounting on the molded case circuit breaker 											
Versions											
	• 3-pole	✓	--	--	--	3VA9113-0KB01		1	1 unit	1CB	
		--	✓	--	--	3VA9213-0KB01		1	1 unit	1CB	
		--	--	✓	--	3VA9123-0KB01		1	1 unit	1CB	
		--	--	--	✓	3VA9353-0KB01		1	1 unit	1CB	
 3VA9123-0KB01	• 4-pole	✓	--	--	--	3VA9114-0KB01		1	1 unit	1CB	
		--	✓	--	--	3VA9214-0KB01		1	1 unit	1CB	
		--	--	✓	--	3VA9124-0KB01		1	1 unit	1CB	
		--	--	--	✓	3VA9354-0KB01		1	1 unit	1CB	
 3VA9124-0KB01	Terminal cover for plug-in or draw-out socket										
	<ul style="list-style-type: none"> For touch protection in the termination area of the plug-in or draw-out socket For mounting on the plug-in or draw-out socket 										
	Versions										
	 3VA9153-0KB03	• 3-pole	✓	--	--	--	3VA9153-0KB03		1	1 unit	1CB
--			✓	--	--	3VA9253-0KB03		1	1 unit	1CB	
--			--	✓	--	3VA9163-0KB03		1	1 unit	1CB	
--			--	--	✓	3VA9353-0KB03		1	1 unit	1CB	
 3VA9154-0KB03	• 4-pole	✓	--	--	--	3VA9154-0KB03		1	1 unit	1CB	
		--	✓	--	--	3VA9254-0KB03		1	1 unit	1CB	
		--	--	✓	--	3VA9164-0KB03		1	1 unit	1CB	
		--	--	--	✓	3VA9354-0KB03		1	1 unit	1CB	
 3VA9153-0KB04	Terminal cover, extended for plug-in or draw-out socket										
	<ul style="list-style-type: none"> For touch protection in the termination area of the plug-in or draw-out socket For mounting on the plug-in or draw-out socket 										
	Versions										
	 3VA9153-0KB04	• 3-pole	✓	--	--	--	3VA9153-0KB04		1	1 unit	1CB
--			✓	--	--	3VA9253-0KB04		1	1 unit	1CB	
--			--	✓	--	3VA9163-0KB04		1	1 unit	1CB	
--			--	--	✓	3VA9353-0KB04		1	1 unit	1CB	
 3VA9154-0KB04	• 4-pole	✓	--	--	--	3VA9154-0KB04		1	1 unit	1CB	
		--	✓	--	--	3VA9254-0KB04		1	1 unit	1CB	
		--	--	✓	--	3VA9164-0KB04		1	1 unit	1CB	
		--	--	--	✓	3VA9354-0KB04		1	1 unit	1CB	



Molded Case Circuit Breakers

3VA Molded Case Circuit Breakers – Accessories, IEC **NEW**

Connection methods – specially for plug-in and draw-out units

2







Version	For molded case circuit breakers/frame size				DT	Article No. www.siemens.com/product?Article No.	Price per PU	PU (UNIT, SET, M)	PS*/P. unit	PG
	3VA1 100 A 160 A	3VA1 250 A	3VA2 100 A 160 A 250 A	3VA2 400 A 630 A						
Terminal cover, broadened, for plug-in or draw-out socket <ul style="list-style-type: none"> For touch protection in the termination area of the plug-in or draw-out socket For mounting on the plug-in or draw-out socket 										
Versions <ul style="list-style-type: none"> 3-pole 										
 3VA9153-0KB05	✓	--	--	--		3VA9153-0KB05		1	1 unit	1CB
	--	✓	--	--		3VA9253-0KB05		1	1 unit	1CB
	--	--	✓	--		3VA9163-0KB05		1	1 unit	1CB
	--	--	--	✓		3VA9353-0KB05		1	1 unit	1CB
<ul style="list-style-type: none"> 4-pole 										
 3VA9154-0KB05	✓	--	--	--		3VA9154-0KB05		1	1 unit	1CB
	--	✓	--	--		3VA9254-0KB05		1	1 unit	1CB
	--	--	✓	--		3VA9164-0KB05		1	1 unit	1CB
	--	--	--	✓		3VA9354-0KB05		1	1 unit	1CB

Version	Minimum mm ² for stranded cable	Maximum mm ² for stranded cable	For molded case circuit breakers/frame size				DT	Article No. www.siemens.com/product?Article No.	Price per PU	PU (UNIT, SET, M)	PS*/P. unit	PG	
			3VA1 160 A	3VA1 250 A	3VA2 100 A 160 A 250 A	3VA2 400 A 630 A							
Circular conductor terminals specially for plug-in and draw-out units													
 3VA9153-0JC12	Circular conductor terminal, large, with auxiliary conductor terminal Included in scope of supply: 3 single terminals and 1 extended terminal cover	25 mm ²	150 mm ²	✓	--	--	--		3VA9153-0JC12		1	1 unit	1CB
		50 mm ²	240 mm ²	--	✓	--	--		3VA9253-0JC13		1	1 unit	1CB
		50 mm ²	240 mm ²	--	--	✓	--		3VA9263-0JC13		1	1 unit	1CB
 3VA9154-0JC12	Circular conductor terminal, large, with auxiliary conductor terminal Included in scope of supply: 4 single terminals and 1 extended terminal cover	25 mm ²	150 mm ²	✓	--	--	--		3VA9154-0JC12		1	1 unit	1CB
		50 mm ²	240 mm ²	--	✓	--	--		3VA9254-0JC13		1	1 unit	1CB
		50 mm ²	240 mm ²	--	--	✓	--		3VA9264-0JC13		1	1 unit	1CB

Molded Case Circuit Breakers

NEW 3VA Molded Case Circuit Breakers – Accessories, IEC

Connection methods – specially for plug-in and draw-out units

	Version	Minimum mm ² for stranded cable	Maximum mm ² for stranded cable	For molded case circuit breakers/frame size				DT	Article No. www.siemens.com/product?Article No.	Price per PU	PU (UNIT, SET, M)	PS*/P. unit	PG
				3VA1 160 A	3VA1 250 A	3VA2 100 A 160 A 250 A	3VA2 400 A 630 A						
	Circular conductor terminal, 2 cables, with auxiliary conductor terminal Included in scope of supply: 3 single terminals and 1 extended terminal cover	2 x 25 mm ²	2 x 150 mm ²	--	✓	--	--	3VA9253-0JC22		1	1 unit	1CB	
		2 x 25 mm ²	2 x 150 mm ²	--	--	✓	--	3VA9263-0JC22		1	1 unit	1CB	
		2 x 70 mm ²	2 x 300 mm ²	--	--	--	✓	3VA9483-0JC23		1	1 unit	1CB	
3VA9263-0JC22													
	Circular conductor terminal, 2 cables, with auxiliary conductor terminal Included in scope of supply: 4 single terminals and 1 extended terminal cover	2 x 25 mm ²	2 x 150 mm ²	--	✓	--	--	3VA9254-0JC22		1	1 unit	1CB	
		2 x 25 mm ²	2 x 150 mm ²	--	--	✓	--	3VA9264-0JC22		1	1 unit	1CB	
		2 x 70 mm ²	2 x 300 mm ²	--	--	--	✓	3VA9484-0JC23		1	1 unit	1CB	
3VA9264-0JC22													
	Circular conductor terminal, 6 cables Included in scope of supply: 3 single terminals and 1 extended terminal cover	6 x 1.5 mm ²	6 x 35 mm ²	✓	--	--	--	3VA9153-0JF60		1	1 unit	1CB	
		6 x 1.5 mm ²	6 x 35 mm ²	--	✓	--	--	3VA9253-0JF60		1	1 unit	1CB	
		6 x 1.5 mm ²	6 x 35 mm ²	--	--	✓	--	3VA9263-0JF60		1	1 unit	1CB	
		6 x 1.5 mm ²	6 x 35 mm ²	--	--	--	✓	3VA9383-0JF60		1	1 unit	1CB	
3VA9153-0JF60													
	Circular conductor terminal, 6 cables Included in scope of supply: 4 single terminals and 1 extended terminal cover	6 x 1.5 mm ²	6 x 35 mm ²	✓	--	--	--	3VA9154-0JF60		1	1 unit	1CB	
		6 x 1.5 mm ²	6 x 35 mm ²	--	✓	--	--	3VA9254-0JF60		1	1 unit	1CB	
		6 x 1.5 mm ²	6 x 35 mm ²	--	--	✓	--	3VA9264-0JF60		1	1 unit	1CB	
		6 x 1.5 mm ²	6 x 35 mm ²	--	--	--	✓	3VA9384-0JF60		1	1 unit	1CB	
3VA9154-0JF60													
Auxiliary conductor terminals specially for plug-in and draw-out units													
	Auxiliary conductor terminal for box terminal			✓	--	--	--	3VA9150-0WB00		1	10 units	1CB	
				--	✓	✓	--	3VA9280-0WB00		1	10 units	1CB	
				--	--	--	✓	3VA9480-0WB00		1	10 units	1CB	
3VA9280-0WB00													
	Auxiliary conductor terminal for busbar			✓	--	--	--	3VA9150-0WC00		1	10 units	1CB	
				--	✓	✓	--	3VA9280-0WC00		1	10 units	1CB	
				--	--	--	✓	3VA9480-0WC00		1	10 units	1CB	
3VA9280-0WC00													

Molded Case Circuit Breakers

3VA Molded Case Circuit Breakers – Accessories, IEC **NEW**

Plug-in and draw-out technology

Overview

Using plug-in and draw-out technology the 3VA molded case circuit breakers can be installed/removed or replaced quickly and safely. In this case, the cables or busbars of the main current paths are connected to the connectors of the plug-in socket or the draw-out socket.

The termination areas of the sockets for these versions are designed in the same way as those of the molded case circuit breakers but, due to the different requirements for creepages and clearances, have slightly different dimensions.

This means that all connections without insulating measures (e.g. box terminals) from the range of breakers can also be used with the socket for plug-in or draw-out units.

Connections with insulating measures have their own article numbers and are listed below.

A 3VA molded case circuit breaker in the plug-in or draw-out version has plug-in contacts on the input and load side of the main terminals. When the circuit breaker is plugged or moved into the socket, the plug-in contacts slide into the socket-side tulip contacts and connect the main current paths with the circuit breaker. In addition, auxiliary circuit connectors can be used to connect the auxiliary and control signals from the internal accessories of the molded case circuit breaker to the outside.


The main differences between plug-in units and draw-out units are convenience of operation and the potential for functional expansion.

Plug-in technology

Plug-in technology is the less expensive and more space-saving of the two solutions. The plug-in version of the molded case circuit breaker is equipped with plug-in contacts on the back of the 3VA molded case circuit breaker. These make a friction-locked and keyed connection with the corresponding mating connectors in the plug-in socket. The plug-in unit can be supplied as a complete kit or as a conversion kit for breakers including screw-fastened terminal covers.

Installation variants

3VA molded case circuit breakers are available in the following installation variants:



- ① Fixed-mounted
- ② DIN rail adapter
- ③ Plug-in technology
- ④ Draw-out technology

Draw-out technology

Draw-out versions of the molded case circuit breaker are also equipped with plug-in contacts at the main current paths. In addition, side walls including guide and support bolts are bolted to the sides of the molded case circuit breaker. With this version, the mating component is the draw-out socket. It is also equipped with a guide mechanism via which the molded case circuit breaker is moved into the draw-out socket by means of a handle in order to connect the breaker to the main circuits. The operator can clearly read from a position indicator whether the breaker is properly connected to the main circuits or safely isolated from them (so that it can be withdrawn).

Position signaling switches which transmit the position information CONNECT, TEST, and DISCONNECT can be integrated in the right-hand side wall of the draw-out unit. A special set of position signaling switches transfers the position data to the COM060 communication module via a preassembled wires.





The draw-out complete kit as well as the draw-out conversion kit for one breaker are available. Both kits include screw-fastened terminal covers for the breaker. The crank handle for the draw-out unit must be ordered separately.

Benefits

- Molded case circuit breakers can be replaced quickly and easily for the purpose of overhaul or servicing
- Electrical isolation and clearly visible isolating distance
- Socket can be interlocked to prevent the 3VA molded case circuit breaker from being plugged in or moved in
- Identical connection technology for all molded case circuit breakers, whether they are plug-in, draw-out or fixed-mounted units
- Test of the auxiliary and control circuit connections in the test position of the draw-out unit possible without contacted main current paths

1201_16993

Selection and ordering data





Version	For molded case circuit breakers/frame size				DT	Article No. www.siemens.com/ product?Article No.	Price per PU	PU (UNIT, SET, M)	PS*/ P. unit	PG
	3VA1 160 A	3VA1 250 A	3VA2 100 A, 160 A, 250 A	3VA2 400 A, 630 A						
Plug-in socket										
Plug-in unit, complete kit Comprising: • Plug-in socket • Conversion sets • Mounting screw kit										
Versions										
• 3-pole  3VA9123-0KP00	✓	--	--	--		3VA9113-0KP00		1	1 unit	1CB
	--	✓	--	--		3VA9213-0KP00		1	1 unit	1CB
	--	--	✓	--		3VA9123-0KP00		1	1 unit	1CB
	--	--	--	✓		3VA9323-0KP00		1	1 unit	1CB
• 4-pole  3VA9124-0KP00	✓	--	--	--		3VA9114-0KP00		1	1 unit	1CB
	--	✓	--	--		3VA9214-0KP00		1	1 unit	1CB
	--	--	✓	--		3VA9124-0KP00		1	1 unit	1CB
	--	--	--	✓		3VA9324-0KP00		1	1 unit	1CB
Plug-in unit, conversion kit Comprising: • Screw-fastened terminal covers for molded case circuit breakers • Plug-in contacts • Cable cage • Autotrip plunger										
Versions										
• 3-pole  3VA9123-0KP10	✓	--	--	--		3VA9113-0KP10		1	1 unit	1CB
	--	✓	--	--		3VA9213-0KP10		1	1 unit	1CB
	--	--	✓	--		3VA9123-0KP10		1	1 unit	1CB
	--	--	--	✓		3VA9323-0KP10		1	1 unit	1CB
• 4-pole  3VA9124-0KP10	✓	--	--	--		3VA9114-0KP10		1	1 unit	1CB
	--	✓	--	--		3VA9214-0KP10		1	1 unit	1CB
	--	--	✓	--		3VA9124-0KP10		1	1 unit	1CB
	--	--	--	✓		3VA9324-0KP10		1	1 unit	1CB

Molded Case Circuit Breakers

3VA Molded Case Circuit Breakers – Accessories, IEC **NEW**

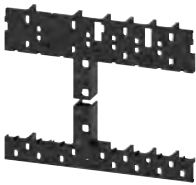

Plug-in and draw-out technology

2

Version	For molded case circuit breakers/frame size				DT	Article No. www.siemens.com/product?Article No.	Price per PU	PU (UNIT, SET, M)	PS*/P. unit	PG	
	3VA1 160 A	3VA1 250 A	3VA2 100 A, 160 A, 250 A	3VA2 400 A, 630 A							
Draw-out units											
Draw-out unit, complete kit											
Comprising:											
<ul style="list-style-type: none"> • Draw-out socket • Conversion sets • Mounting screw kit 											
Versions											
 3VA9123-0KD00	• 3-pole										
	--	✓	--	--		3VA9213-0KD00		1	1 unit	1CB	
	--	--	✓	--		3VA9123-0KD00		1	1 unit	1CB	
	--	--	--	✓		3VA9323-0KD00		1	1 unit	1CB	
	• 4-pole										
	--	✓	--	--		3VA9214-0KD00		1	1 unit	1CB	
 3VA9124-0KD00	--	--	✓	--		3VA9124-0KD00		1	1 unit	1CB	
	--	--	--	✓		3VA9324-0KD00		1	1 unit	1CB	
	Draw-out unit, conversion kit										
	Conversion kit comprising:										
	<ul style="list-style-type: none"> • Screw-fastened terminal covers for molded case circuit breakers • Side wall • Plug-in contacts • Cable cage • Autotrip plunger 										
	Versions										
 3VA9123-0KD10	• 3-pole										
	--	✓	--	--		3VA9213-0KD10		1	1 unit	1CB	
	--	--	✓	--		3VA9123-0KD10		1	1 unit	1CB	
	--	--	--	✓		3VA9323-0KD10		1	1 unit	1CB	
	• 4-pole										
	--	✓	--	--		3VA9214-0KD10		1	1 unit	1CB	
 3VA9124-0KD10	--	--	✓	--		3VA9124-0KD10		1	1 unit	1CB	
	--	--	--	✓		3VA9324-0KD10		1	1 unit	1CB	

Molded Case Circuit Breakers**NEW** 3VA Molded Case Circuit Breakers – Accessories, IEC

Plug-in and draw-out technology








Version	For molded case circuit breakers/frame size				DT	Article No. www.siemens.com/product?Article.No.	Price per PU	PU (UNIT, SET, M)	PS/ P. unit	PG
	3VA1 160 A	3VA1 250 A	3VA2 100 A, 160 A, 250 A	3VA2 400 A, 630 A						
Cable cage										
 <p>Cable cage for plug-in/draw-out unit 3-4-pole (spare part) Cable duct for routing of the required cables from the internal accessories on the back of the circuit breaker</p> <p>3VA9167-0KB02</p>	✓	--	--	--		3VA9157-0KB02		1	1 unit	1CB
	--	✓	--	--		3VA9257-0KB02		1	1 unit	1CB
	--	--	✓	--		3VA9167-0KB02		1	1 unit	1CB
	--	--	--	✓		3VA9367-0KB02		1	1 unit	1CB
Door feedthrough										
 <p>Door feedthrough</p> <p>3VA9167-0KT00</p>	--	✓	--	--		3VA9257-0KT00		1	1 unit	1CB
	--	--	✓	--		3VA9167-0KT00		1	1 unit	1CB
	--	--	--	✓		3VA9367-0KT00		1	1 unit	1CB

Molded Case Circuit Breakers

3VA Molded Case Circuit Breakers – Accessories, IEC **NEW**

Plug-in and draw-out technology

2

Version	For molded case circuit breakers/frame size	DT	Article No. www.siemens.com/product?Article No.	Price per PU	PU (UNIT, SET, M)	PS*/P. unit	PG
Other accessories							
 3VA9987-0KC00	Communication link for draw-out unit Comprising: <ul style="list-style-type: none"> • Cable kit with 3 special position signaling switches • Connecting cable 3VA9987-0KC10 		3VA9987-0KC00		1	1 unit	1CB
 3VA9987-0KB00	Position signaling switches <ul style="list-style-type: none"> • For draw-out unit • For plug-in unit 		3VA9987-0KB00		1	1 unit	1CB
 3VA9987-0KC10	Spare connecting cable To connect the position signaling switches for communication with the COM060		3VA9987-0KC10		1	1 unit	1CB
 3VA9987-0KD81	Crank handle for draw-out unit Insulated, incl. crank holder		3VA9987-0KD81		1	1 unit	1CB
 3VA9987-0KD80	Auxiliary circuit connector Versions						
	<ul style="list-style-type: none"> • For all draw-out units • For all plug-in units 		3VA9987-0KD80		1	1 unit	1CB
	Note		3VA9987-0KP80		1	1 unit	1CB
	All auxiliary circuit connectors are designed to connect 4 cables.		3VA9987-0KD80		1	1 unit	1CB
Other accessories							
 3VA9980-0VL10	Cylinder lock (type Ronis) <ul style="list-style-type: none"> • Includes a lock with 2 keys • For locking • For installation in all rotary operators with shaft stub • For mounting in the adapter kit for the accessories compartment 	Key 1	3VA9980-0VL10		1	1 unit	1CB
		Key 2	3VA9980-0VL20		1	1 unit	1CB
		Key 3	3VA9980-0VL30		1	1 unit	1CB
		Key 4	3VA9980-0VL40		1	1 unit	1CB
 3VA9980-0LF40	Cylinder lock adapter for draw-out unit <ul style="list-style-type: none"> • For fitting a cylinder lock in the right-hand side wall of the draw-out unit • To prevent unauthorized withdrawal or insertion of the circuit breaker into the draw-out unit • Circuit breaker can be locked in the CONNECT, TEST and DISCONNECT positions 		3VA9980-0LF40		1	1 unit	1CB

Overview

Residual current devices can be used to prevent or reduce hazardous residual currents that could cause injury to personnel and livestock, and damage to property. These are available as accessory components for the 3VA series up to the largest circuit breaker size. All residual current devices detect both purely sinusoidal AC residual currents as well as pulsating DC residual currents (type A), and the combination of molded case circuit breakers or switch disconnectors with mounted residual current devices complies with IEC 60947-2 Annex B, while the combination with modular residual current devices complies with IEC 60947-2 Annex M.

**Residual current devices "Basic" type for 3VA1**

The "Basic" type residual current devices are characterized by the following features:

- LEDs for signaling "ready" state and pre-alarms
- Tripped signal at device and via electrical contacts

On the residual current devices of the 5-series (RCD5.), tripping can be delayed by up to three seconds so that in the event of a fault, only the branch containing the fault is switched off by means of appropriate selective grading of the series-switched residual current devices. The device types of the 3-series (RCD3.) are instantaneous versions, in other words, they trip immediately.

RCD310 and RCD510

The RCD310/RCD510 can be combined with the 3VA1 molded case circuit breaker and the switch disconnector. They are mounted on the left side of the breaker. In the event of a residual current, the breaker is tripped by an RCR (residual current release) built into the left accessories compartment of the breaker.

RCD320 and RCD520

The RCD320 or RCD520 can be installed below the trip unit of the 3VA1 molded case circuit breaker. Equipping the molded case circuit breaker fully with internal accessories is easy because with these residual current devices, the molded case circuit breaker is tripped by a tappet that is already integrated into the residual current device and the circuit breaker.

Residual current devices "Advanced" type for 3VA2**RCD820**

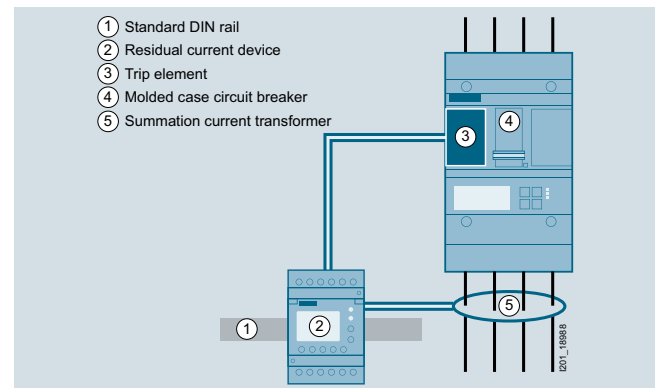
"Advanced" residual current devices can detect fault type A currents up to 10 A and type AC up to 30 A. Status message can be forwarded via the large number of auxiliary contacts on the unit or via the communication connection. LEDs for signaling the "ready" state of the residual current device, the communication connection, and the two pre-alarms on the residual current device provide information on the current status on-site.

Modular residual current device for 3VA1/3VA2

As well as a residual current device mounted direct on the breaker, an external solution is also available.

The modular solution consists of a residual current protection device, a separate summation current transformer and a trip element. If the trip element is omitted, the combination of residual current device and summation current transformer works purely as a display unit.

For further information, see chapter "Monitoring Devices" in the section on residual current protection devices (MRCD).



Modular residual current device

Benefits**RCD310 and RCD510**

- Increased packaging density in the cubicle thanks to the compact L-shaped design
- Through-hole technology saves inconvenient wiring of the breaker and the residual current device
- Mounting of a DIN rail adapter enables attachment to a DIN rail
- Side-by-side arrangement with miniature circuit breakers possible thanks to 45 mm cover size
- Function of a shunt trip automatically integrated by RCR dual functionality
- Deliberate acknowledgment of a residual current prevents unintentional restart
- Can be used purely as a display unit

RCD320 and RCD520

- Compact design saves space in the cubicle
- Deliberate acknowledgment of a residual current prevents unintentional restart

RCD820

- Communication connection or alternatively electrical contacts ensure fast status messages – even remotely
- Advanced RCD820 is also suitable for use as a display unit
- Staggered pre-alarms prevent/avoid plant downtimes
- Local presence not required thanks to remote test, acknowledgment and commissioning of the RCD820 via electrical contacts or communication

Modular residual current device







- Modular design allows mounting on different breaker designs (e.g. 1, 2, 3 and 4-pole breakers)
- Reuse in the event of a change of application ensures cost savings
- Time savings thanks to simple upgrading of the residual current functionality in an existing plant
- Especially suitable for use where installation space is restricted



Molded Case Circuit Breakers

3VA Molded Case Circuit Breakers – Accessories, IEC **NEW**

Residual current devices

Selection and ordering data

Version	For molded case circuit breakers/ frame size		DT	Article No. www.siemens.com/ product?Article No.	Price per PU	PU (UNIT, SET, M)	PS*/ P. unit	PG
	3VA1 160 A	3VA1 250 A						
Side mounted residual current devices RCD for 3VA1								
Type A (pulse current sensitive) <ul style="list-style-type: none"> Mounted on the side (left) Trip element (RCR) included in the scope of delivery Can be mounted on molded case circuit breakers and switch disconnectors with box terminal $U_e = 127 - 480$ V AC, 50/60 Hz 								
Note If the molded case circuit breaker has no box terminals as connections, a set of box terminals must be ordered additionally.								
 3VA9114-0RS10								
RCD310 <ul style="list-style-type: none"> 4-pole Rated residual response current, adjustable: $I_{\Delta n} = 0.03 - 0.05 - 0.1 - 0.3 - 0.5 - 1 - 3 - 5$ A; default: 30 mA Instantaneous (INS) 								
 3VA9113-0RS20								
RCD510 <ul style="list-style-type: none"> Rated residual response current, adjustable: $I_{\Delta n} = 0.03 - 0.05 - 0.1 - 0.3 - 0.5 - 1 - 3 - 5$ A; default: 30 mA Delay time, adjustable: $\Delta t =$ instantaneous (INS) - 0.06 - 0.15 - 0.3 - 0.5 - 1 - 2 - 3 s; default: instantaneous (INS) 								
Versions								
<ul style="list-style-type: none"> 3-pole 								
<ul style="list-style-type: none"> 4-pole 								
 3VA9114-0RS20								
Type A (pulse current sensitive) <ul style="list-style-type: none"> Mounted below (under trip unit) Can be mounted on molded case circuit breakers $U_e = 127 - 480$ V AC, 50/60 Hz 								
 3VA9114-0RL10								
RCD320 <ul style="list-style-type: none"> 4-pole Rated residual response current, adjustable: $I_{\Delta n} = 0.03 - 0.05 - 0.1 - 0.3 - 0.5 - 1 - 3 - 5$ A; default: 30 mA Instantaneous (INS) 								
 3VA9113-0RL20								
RCD520 <ul style="list-style-type: none"> Rated residual response current, adjustable: $I_{\Delta n} = 0.03 - 0.05 - 0.1 - 0.3 - 0.5 - 1 - 3 - 5$ A; default: 30 mA Delay time, adjustable: $\Delta t =$ instantaneous (INS) - 0.06 - 0.15 - 0.3 - 0.5 - 1 - 2 - 3 s; default: instantaneous (INS) 								
Versions								
<ul style="list-style-type: none"> 3-pole 								
<ul style="list-style-type: none"> 4-pole 								
 3VA9114-0RL20								

Version	For molded case circuit breakers/frame size				DT	Article No. www.siemens.com/ product?Article No.	Price per PU	PU (UNIT, SET, M)	PS*/ P. unit	PG																																								
	3VA2 100 A 160 A	3VA2 250 A	3VA2 400 A	3VA2 630 A																																														
Residual current devices RCD for 3VA2																																																		
Type A (pulse current sensitive) <ul style="list-style-type: none"> Mounted below (under trip unit) With energy infeed from below, the required auxiliary switch (AUX) must be ordered separately. $U_e = 127 - 690$ V AC, 50/60 Hz 																																																		
RCD820 <ul style="list-style-type: none"> Rated residual response current, adjustable: $I_{\Delta n} = 0.03 - 0.05 - 0.1 - 0.3 - 0.5 - 1 - 3 - 5 - 10 - 30$ A; default: 30 mA Delay time, adjustable: $\Delta t = 0 - 0.06 - 0.15 - 0.3 - 0.5 - 1 - 2 - 3 - 5 - 10$ s; default: instantaneous (INS) Note: 30 A setting range only for type AC applications 																																																		
 3VA9123-ORL30																																																		
Versions																																																		
<ul style="list-style-type: none"> 3-pole 																																																		
<table border="1"> <tr> <td>✓</td> <td>--</td> <td>--</td> <td>--</td> <td></td> <td>3VA9123-ORL30</td> <td></td> <td>1</td> <td>1 unit</td> <td>1CB</td> </tr> <tr> <td>--</td> <td>✓</td> <td>--</td> <td>--</td> <td></td> <td>3VA9223-ORL30</td> <td></td> <td>1</td> <td>1 unit</td> <td>1CB</td> </tr> <tr> <td>--</td> <td>--</td> <td>✓</td> <td>--</td> <td></td> <td>3VA9323-ORL30</td> <td></td> <td>1</td> <td>1 unit</td> <td>1CB</td> </tr> <tr> <td>--</td> <td>--</td> <td>--</td> <td>✓</td> <td></td> <td>3VA9423-ORL30</td> <td></td> <td>1</td> <td>1 unit</td> <td>1CB</td> </tr> </table>											✓	--	--	--		3VA9123-ORL30		1	1 unit	1CB	--	✓	--	--		3VA9223-ORL30		1	1 unit	1CB	--	--	✓	--		3VA9323-ORL30		1	1 unit	1CB	--	--	--	✓		3VA9423-ORL30		1	1 unit	1CB
✓	--	--	--		3VA9123-ORL30		1	1 unit	1CB																																									
--	✓	--	--		3VA9223-ORL30		1	1 unit	1CB																																									
--	--	✓	--		3VA9323-ORL30		1	1 unit	1CB																																									
--	--	--	✓		3VA9423-ORL30		1	1 unit	1CB																																									
<ul style="list-style-type: none"> 4-pole 																																																		
<table border="1"> <tr> <td>✓</td> <td>--</td> <td>--</td> <td>--</td> <td></td> <td>3VA9124-ORL30</td> <td></td> <td>1</td> <td>1 unit</td> <td>1CB</td> </tr> <tr> <td>--</td> <td>✓</td> <td>--</td> <td>--</td> <td></td> <td>3VA9224-ORL30</td> <td></td> <td>1</td> <td>1 unit</td> <td>1CB</td> </tr> <tr> <td>--</td> <td>--</td> <td>✓</td> <td>--</td> <td></td> <td>3VA9324-ORL30</td> <td></td> <td>1</td> <td>1 unit</td> <td>1CB</td> </tr> <tr> <td>--</td> <td>--</td> <td>--</td> <td>✓</td> <td></td> <td>3VA9424-ORL30</td> <td></td> <td>1</td> <td>1 unit</td> <td>1CB</td> </tr> </table>											✓	--	--	--		3VA9124-ORL30		1	1 unit	1CB	--	✓	--	--		3VA9224-ORL30		1	1 unit	1CB	--	--	✓	--		3VA9324-ORL30		1	1 unit	1CB	--	--	--	✓		3VA9424-ORL30		1	1 unit	1CB
✓	--	--	--		3VA9124-ORL30		1	1 unit	1CB																																									
--	✓	--	--		3VA9224-ORL30		1	1 unit	1CB																																									
--	--	✓	--		3VA9324-ORL30		1	1 unit	1CB																																									
--	--	--	✓		3VA9424-ORL30		1	1 unit	1CB																																									
 3VA9124-ORL30																																																		

Molded Case Circuit Breakers

3VA Molded Case Circuit Breakers – Accessories, IEC **NEW**

Communication and testing/commissioning devices

Overview

Metering function

The Rogowski coils integrated in the 3VA2 molded case circuit breakers are capable of delivering particularly accurate current measurements. An additional voltage tap is integrated in molded case circuit breakers equipped with an 8-series ETU, which means that energy data can also be measured – the 3VA2 molded case circuit breaker therefore offers a range of metering functions similar to those available with the tried-and-tested 7KM PAC measuring device!

An external current transformer for N conductors is available to allow direct measurement of the neutral conductor current with 3-pole molded case circuit breakers. When the 3-pole circuit breaker is installed in the 4-pole network, it is advisable to deploy the voltage tap at the neutral conductor so that the neutral point of the voltage network can be fixed.

Communication via the COM800/COM100 breaker data server

The 3VA2 molded case circuit breaker utilizes an innovative, modern communication concept. This concept is based on the COM800 breaker data server which can link up to eight molded case circuit breakers to different bus systems. For applications involving only one 3VA2 molded case circuit breaker, the COM100 is an ideal alternative to the COM800 breaker data server.

The COM060 communication module in the molded case circuit breaker is wired via a T-Connector to the COM800/COM100 breaker data server. Integrated as standard in the COM800/COM100 breaker data server is an Ethernet interface with the Modbus TCP protocol to allow communication with powerconfig and the powermanager. Optional communication modules can be installed to provide different communication protocols. An additional benefit of this structure is that the communication costs per molded case circuit breaker decrease with every further circuit breaker that is connected to the COM800 breaker data server.

The communication equipment for the molded case circuit breakers can be installed and connected extremely easily, reliably and efficiently thanks to the connector system used. The 24 V DC supply to the electronic trip units is also reliably provided by these connections. The breaker data server utilizes independent supplementary functions to deliver valuable information about the connected molded case circuit breakers and the power distribution system.

Flexible communication thanks to optional expansion modules

With COM800/COM100, the 3VA2 molded case circuit breakers can be integrated into the relevant communication networks via the following optional expansion modules:

- Switched Ethernet PROFINET IO
- PROFIBUS DPV1
- RS 485 / Modbus RTU

GSDML or GSD files are also available for PROFINET and PROFIBUS for integration into the engineering system, e.g. STEP 7.

DSP800 display

The DSP800 display can be used to show breaker information (status, measured values, parameters) on the cubicle door. It communicates via the integral Ethernet interface with the COM800/COM100 and is thus able to display the data of up to 8 3VA2 molded case circuit breakers simultaneously.

EFB300 external function box

The EFB300 external function box is linked directly to the ETU of the 3VA2 molded case circuit breaker by a cable. It provides four digital outputs and one digital input. The powerconfig software can be used to set which information is to be output from the ETU via the four digital outputs:

- All reasons for tripping, categorized according to LSING
- Overload alarms AL1 and AL2
- Pre-trip alarm from overload protection system
- Load shedding and load pick-up
- Temperature alarm
- Output of an energy pulse (S0 signal), in combination with an 8-series ETU only

A zone selective interlocking functionality (ZSI) can also be implemented via the module.

Note:

A TD500 or the COM060 and COM800/COM100 combination is needed to program a change in the output assignments with powerconfig.

TD300 and TD500 test devices

The TD300 activation and trip box is a mobile, battery-operated local test device. One of its functions is to provide a temporary power supply to the Electronic Trip Units (ETUs) so that they can be operated and parameterized. It is also used to test the tripping function of the molded case circuit breaker.

The TD500 mobile test device allows the proper functioning and connections of all connected system components to be tested at the breaker commissioning stage because it is capable of simulating every conceivable cause of breaker tripping. The molded case circuit breaker responds as if the emergency were real – it trips in accordance with the set parameters and transmits all alarm and trip signals to the connected components.

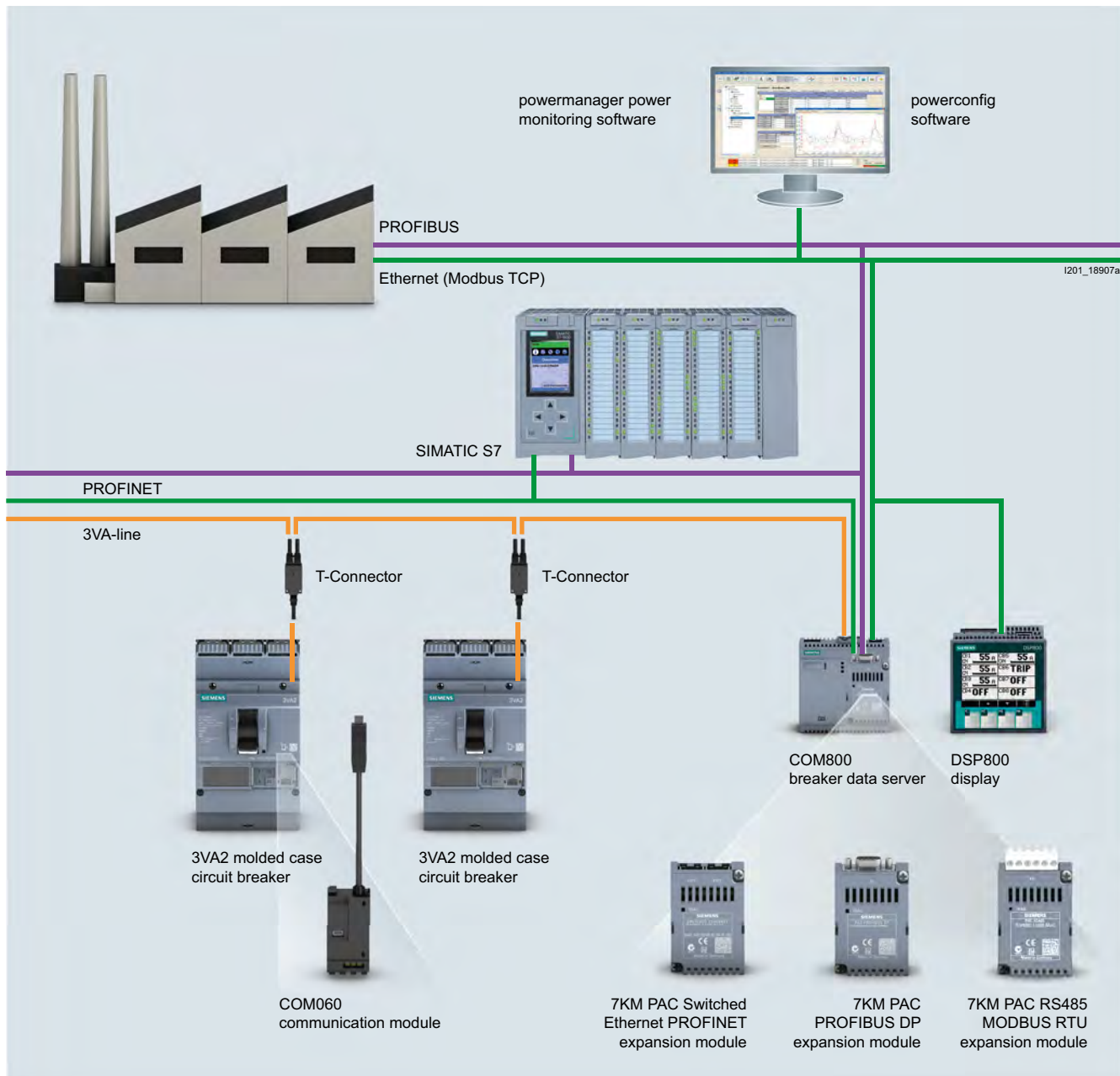
The TD500 test device can be used as a hand-held tester or in conjunction with a PC. In the latter case, the TD500 test device is connected to the PC via a supplied USB cable and acts as a gateway to the 3VA2 molded case circuit breaker. Using the powerconfig software, it is possible to read out or modify the setting parameters of the molded case circuit breaker and monitor the measured values.

Benefits

- The metering function integrated in 8-series ETUs can acquire energy data without requiring additional external transformers
- The COM800 breaker data server provides a cost-efficient communication interface for up to 8 3VA2 molded case circuit breakers
- Universal bus interfaces are available for the COM800/COM100 breaker data server
- Universal S0 interface for the output of energy pulses
- 100 test results can be stored with the TD500 test device
- Status and measured values of up to 8 molded case circuit breakers are displayed in the cubicle door using the DSP800

Design

2



Molded Case Circuit Breakers

3VA Molded Case Circuit Breakers – Accessories, IEC **NEW**

Communication and testing/commissioning devices

Overview of the metering functions

Metering function ¹⁾	ETUs of the		Display		Communication COM800 / COM100		
	5-series	8-series	In ETU	DSP800			
Current							
Phase and neutral conductor currents	I_1, I_2, I_3, I_N	A	✓	✓	👁️	👁️	👁️
Residual current to ground	I_g	A	✓	✓	👁️	👁️	👁️
Phase with highest load		A	✓	✓	👁️	👁️	👁️
Mean value over the three phase currents	$I_{LAVG} = (I_1 + I_2 + I_3) / 3$	A	--	✓	--	👁️	👁️
Asymmetry of the phase currents	I_{nba}	%	--	✓	--	👁️	👁️
THD of the 3 phases	THDI ₁ , THDI ₂ , THDI ₃	%	--	✓	--	👁️	👁️
Voltage							
Phase voltages incl. mean value	$U_{12}, U_{23}, U_{31}, U_{phavg}$	V	--	✓	👁️	👁️	👁️
Voltages to N conductor incl. mean value	$U_{1N}, U_{2N}, U_{3N}, U_{Navg}$	V	--	✓	--	👁️	👁️
Asymmetry of the voltages		%	--	✓	--	👁️	👁️
THD phase/phase and phase/N	THDI ₁ , THDI ₂ , THDI ₃	%	--	✓	--	👁️	👁️
Rating							
Active power, total and per phase	P_1, P_2, P_3, P_{tot}	kW	--	✓	👁️ (P_{tot})	👁️	👁️
Apparent power, total and per phase	S_1, S_2, S_3, S_{tot}	kVA	--	✓	--	👁️	👁️
Reactive power, total and per phase	Q_1, Q_2, Q_3, Q_{tot}	kVAr	--	✓	👁️	👁️	👁️
Fundamental power factor	$PF_1, PF_2, PF_3, PF_{avg}$		--	✓	👁️ (PF_{avg})	👁️	👁️
Energy							
Active energy, infeed and feedback	E_p	kWh	--	✓	👁️	👁️	👁️
Reactive energy, infeed and feedback	E_q	kVArh	--	✓	--	👁️	👁️
Apparent energy	E_s	kVAh	--	✓	--	👁️	👁️
Frequency							
Present frequency	f	Hz	--	✓	👁️	👁️	👁️
Maximum pointer function							
Min/max current, voltage, power	with time stamp		--	--	--	--	👁️

¹⁾ Depending on ETU version

✓ Available

-- Not available

👁️ Displayable

Accuracy specifications

Accuracy levels of the specified measured values of the 8-series ETU, including the integrated current sensors:

Measured value	Accuracy
Current	1 % in the range from 0.2 ... 1.2 I_N
Voltage	1 % in the range from 80 ... 800 V
Active power, active energy	Class 2 acc. to IEC 61557-12

Selection and ordering data

Version	For molded case circuit breakers/ frame size		DT	Article No. www.siemens.com/ product?Article No.	Price per PU	PU (UNIT, SET, M)	PS*/ P. unit	PG
	3VA2	3VA2						
24 V module								
	24 V module			3VA9187-0TB50		1	1 unit	1CB
	<ul style="list-style-type: none"> 24 V DC For mounting in the right accessories compartment of the 3VA2 Optional energy supply for the ETU, also includes continuous operation of the ETU display and the metering function of the ETU 8-series 	✓	--					
3VA9187-0TB50				3VA9387-0TB50		1	1 unit	1CB
Communication accessories in the molded case circuit breaker								
	COM060 communication module			3VA9187-0TB10		1	1 unit	1CB
	<ul style="list-style-type: none"> For mounting in the right-hand accessories compartment of the 3VA2 molded case circuit breaker (including ETU power supply) Communication with the COM800/COM100 breaker data server via the 3VA-line Including a T-Connector 	✓	--					
3VA9187-0TB10				3VA9387-0TB10		1	1 unit	1CB
Breaker data server								
	COM800 breaker data server			3VA9987-0TA10		1	1 unit	1CB
	<ul style="list-style-type: none"> 2 terminating resistors Central communication module for connecting up to eight 3VA2 molded case circuit breakers via the 3VA-line Ethernet 10/100 Mbit/s interface Module slot for plugging on an optional PROFIBUS DP or PROFINET module 	✓	--					
3VA9987-0TA10				3VA9987-0TA20		1	1 unit	1CB
	COM100 breaker data server			3VA9987-0TA20		1	1 unit	1CB
	<ul style="list-style-type: none"> 2 terminating resistors Optimized, central communication module for connecting a 3VA2 molded case circuit breaker via the 3VA-line Ethernet 10/100 Mbit/s interface Module slot for plugging on an optional PROFIBUS DP or PROFINET module 	✓	--					
3VA9987-0TA20				7KM9300-0AB01-0AA0		1	1 unit	1DD
	7KM PAC PROFIBUS DP expansion module			7KM9300-0AB01-0AA0		1	1 unit	1DD
	<ul style="list-style-type: none"> The 7KM PAC PROFIBUS DP expansion module is used for connecting the COM800/COM100 breaker data server, and the 3VA molded case circuit breakers connected to it, to PROFIBUS DPV1. The 7KM PAC PROFIBUS DP expansion module provides the status and measured quantities of the 3VA molded case circuit breaker for the PROFIBUS DP master. It receives information (e.g. commands) from the PROFIBUS DP master, and forwards this information to the 3VA molded case circuit breaker. 	✓	--					
7KM9300-0AB01-0AA0				7KM9300-0AE01-0AA0		1	1 unit	1DD
	7KM PAC Switched Ethernet PROFINET expansion module			7KM9300-0AE01-0AA0		1	1 unit	1DD
	<ul style="list-style-type: none"> The 7KM PAC Switched Ethernet PROFINET expansion module is used to connect the COM800/COM100 breaker data server, and the connected 3VA molded case circuit breaker, to PROFINET via two Ethernet interfaces. The 7KM PAC Switched Ethernet PROFINET expansion module provides the status and measured quantities of the 3VA molded case circuit breaker to PROFINET via the PROFINET IO, PROFinenergy and Modbus TCP protocols. 	✓	--					
7KM9300-0AE01-0AA0				7KM9300-0AM00-0AA0		1	1 unit	1DD
	7KM PAC RS485 Modbus RTU expansion module			7KM9300-0AM00-0AA0		1	1 unit	1DD
	<ul style="list-style-type: none"> The 7KM PAC RS485 Modbus expansion module is used to connect the COM800/COM100 breaker data server, and the 3VA molded case circuit breakers connected to it, to Modbus RTU. The 7KM PAC RS485 Modbus expansion module provides the status and measured quantities of the 3VA molded case circuit breaker for the Modbus RTU master. It receives information (e.g. commands) from the Modbus RTU master, and forwards this information to the 3VA molded case circuit breaker. 	✓	--					
7KM9300-0AM00-0AA0								









* You can order this quantity or a multiple thereof.

Molded Case Circuit Breakers

3VA Molded Case Circuit Breakers – Accessories, IEC **NEW**





Communication and testing/commissioning devices

2

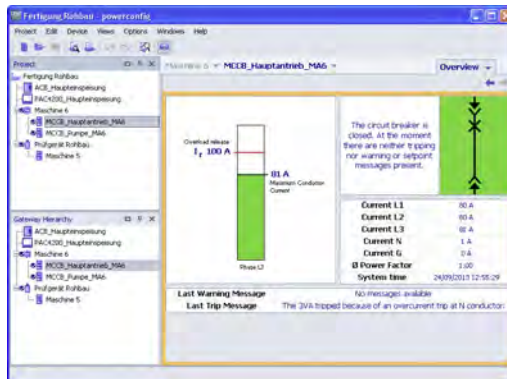
Version	DT	Article No. www.siemens.com/ product?Article No.	Price per PU	PU (UNIT, SET, M)	PS*/ P. unit	PG
Accessories for communication						
 3VA9987-0TG10 T-Connector • Spare part • Provides spur line feeder to COM060 and loops through to the next circuit breaker.		3VA9987-0TG10		1	1 unit	1CB
 3VA9987-0TC10 Preassembled T-Connector-to-T-Connector or T-Connector-to-COM800/COM100 connecting cable • 0.4 m long • 1 m long • 2 m long • 4 m long		3VA9987-0TC10		1	1 unit	1CB
		3VA9987-0TC20		1	1 unit	1CB
		3VA9987-0TC30		1	1 unit	1CB
		3VA9987-0TC40		1	1 unit	1CB
 3VA9987-0TF20 Preassembled connecting cable for extending the COM060-to-T-Connector spur line connection • 0.4 m long • 0.8 m long		3VA9987-0TF20		1	1 unit	1CB
		3VA9987-0TF10		1	1 unit	1CB
 3VA9987-0TE10 Additional bus terminating resistors		3VA9987-0TE10		1	5 units	1CB
 3VA9987-0UC10 Voltage tap to external N conductor Cable for connecting the neutral point for the metering function of the 8-series ETU, length 1.5 m		3VA9987-0UC10		1	1 unit	1CB
 3VA9107-0NA10 External current transformer for N conductor Connection of an external current transformer for the N conductor for 3-pole 3VA2 molded case circuit breakers for 5-series and 8-series ETUs, including connecting cable • $I_n = 25 \dots 100 \text{ A}$ • $I_n = 160 \dots 250 \text{ A}$ • $I_n = 400 \dots 630 \text{ A}$		3VA9007-0NA10		1	1 unit	1CB
		3VA9107-0NA10		1	1 unit	1CB
		3VA9307-0NA10		1	1 unit	1CB
		3VA9907-0NB10		1	1 unit	1CB
		3VA9907-0NB10		1	1 unit	1CB
Displays						
 3VA9987-0TD10 DSP800 display • For displaying the status, measured values and parameters of up to 8 3VA2 molded case circuit breakers • Connection to the COM800/COM100 via Ethernet for displaying information of the COM800/COM100 and the connected 3VA2 molded case circuit breaker		3VA9987-0TD10		1	1 unit	1CB
External function box						
 3VA9987-0UA10 EFB300 • External function box for connection to the ETU of the 3VA2 molded case circuit breaker • 4 digital outputs for information output • 1 digital input • ZSI functionality • SO interface • Including cable 1.5 m in length		3VA9987-0UA10		1	1 unit	1CB
		3VA9987-0UB10		1	1 unit	1CB
		3VA9987-0UB20		1	1 unit	1CB
		3VA9987-0UB30		1	1 unit	1CB

Communication and testing/commissioning devices

2

Version	DT	Article No. www.siemens.com/ product?Article No.	Price per PU	PU (UNIT, SET, M)	PS/ P. unit	PG
Test devices						
 3VA9987-OMA10	TD300 • Connection to the front interface of the ETU • Test device for activating the ETU and triggering a test trip	3VA9987-OMA10		1	1 unit	1CB
 3VA9987-OMB10	TD500 • Connection to the front interface of the ETU • Initiation of various test trips (LSING) • USB interface for connection of a PC using powerconfig • ETU parameterization • Including an external power supply • Including connecting cable to the 3VA2 molded case circuit breaker	3VA9987-OMB10		1	1 unit	1CB
 3VA9987-OMX10	Spare part: external power supply for TD500 Spare part 110 ... 240 V AC	3VA9987-OMX10		1	1 unit	1CB
 3VA9987-OMY10	Spare part: cable for connecting the TD500 to the 3VA2 molded case circuit breaker	3VA9987-OMY10		1	1 unit	1CB

Commissioning and service software: powerconfig



- Commissioning and service software for 3VA2 molded case circuit breakers and further SENTRON components
- For Windows XP, Windows 7 and Windows 8
- Connection via TD500 or COM800/COM100
- Languages: German, English, Chinese, Spanish, Portuguese
- Enables complete use of the electronic components of the 3VA2 such as ETU, EFB300, DSP800, TD500
- Communication via PROFINET, PROFIBUS, Ethernet Modbus TCP and RS 485 with Modbus RTU
- see chapter "Software" Configuring, visualizing and controlling with SENTRON".
- powerconfig can be downloaded free of charge from Siemens Industry Online Support at <http://support.automation.siemens.com/WWW/view/en/63452759>
- More information can be found on the Internet at www.siemens.com/sentron.

Molded Case Circuit Breakers

3VA Molded Case Circuit Breakers – Accessories, IEC **NEW**

Locking and interlocking

Overview

With all types of 3VA molded case circuit breakers, a basic distinction is made between:

- Locking of molded case circuit breakers
- Interlocking of molded case circuit breakers

The padlock devices make it possible to lock the 3VA molded case circuit breaker in either the OFF or the ON operating position.

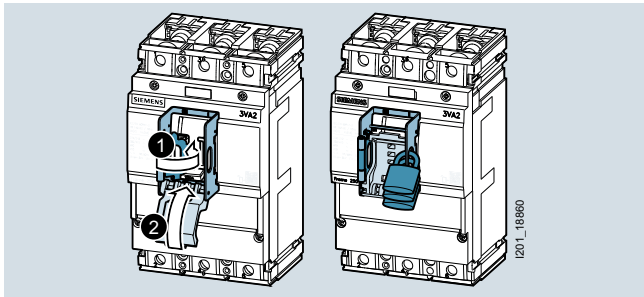
Using the interlocking technology, it is possible to mutually interlock two or more molded case circuit breakers. The interlock system is designed to ensure that no more than one molded case circuit breaker can be operated at a time. The following methods of interlocking can be used on 3VA molded case circuit breakers:

- Front interlock
- Rear interlock

Locking technology

Padlock device for the handle

A padlock device mounted and latched on the handle allows the 3VA molded case circuit breaker to be locked in the OFF or the ON position.

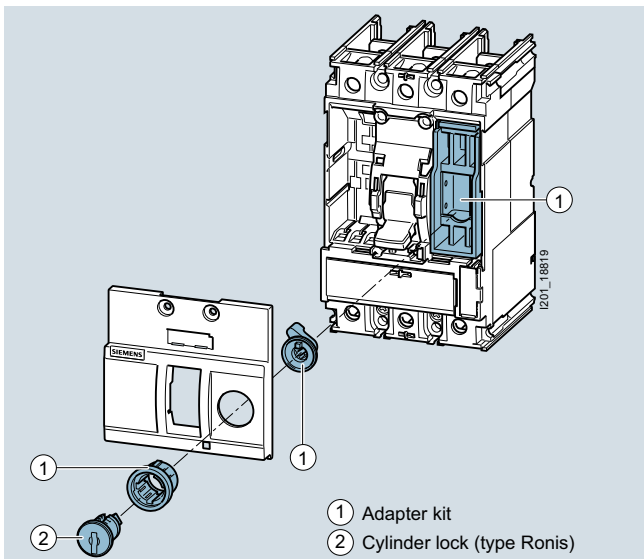


Locking with cylinder lock

The 3VA molded case circuit breaker can also be locked in the OFF (O) or ON (I) position by means of a cylinder lock supplied by Ronis. This prevents further operation of the circuit breaker.

In order to lock a molded case circuit breaker in a specific operating state, the following two components need to be ordered.

- Cylinder lock (type Ronis)
- Lock adapter kit for mounting the cylinder lock in the accessories compartment

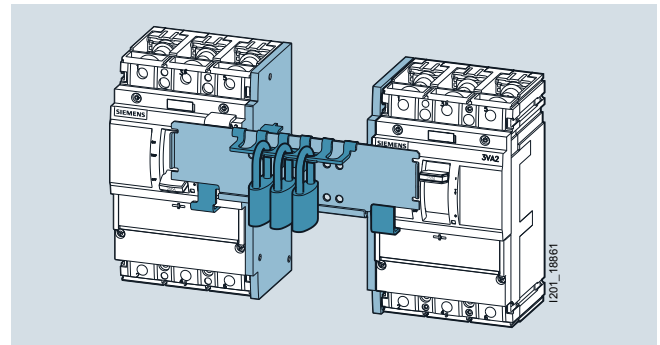


Interlocking technology

Interlocking by means of a sliding bar

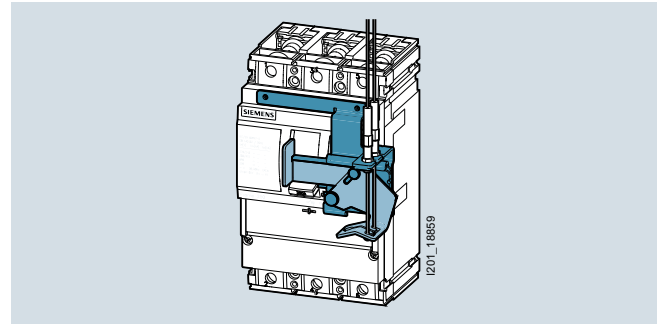
The sliding bar allows between two and three 3VA molded case circuit breakers of the same size to be mutually interlocked by means of a sliding bar.

With this device, the sliding bar is moved to block the handle of the interlocked molded case circuit breaker. For this reason, a molded case circuit breaker is always locked in the safe OFF position, while the released circuit breaker can still be operated.



Handle interlock using a Bowden cable

With the front Bowden cable interlock, it is possible to implement a mutual interlock between two or three molded case circuit breakers of different sizes. The front Bowden cable interlock operates according to the blocking principle. In order to implement this system, modules for the Bowden cable interlock must be mounted on the molded case circuit breakers to be included in the interlock arrangement. Each of these modules is equipped with a slide which blocks or releases operation of the handle.



Interlocking with cylinder locks

Using the cylinder lock (type Ronis), it is not only possible to lock a molded case circuit breaker, but also to create an interlock between an optional number of molded case circuit breakers of different sizes. To implement an interlocking application using cylinder locks, the adapter kit with the cylinder lock (type Ronis) must be fitted in the right-hand accessories compartment of each molded case circuit breaker to be included in the interlock arrangement and all breakers must be locked in the OFF position. In order to ensure reliable functioning of the interlock, only one key may be used for the entire interlock application! All other keys must be kept or locked away in a safe place. This one key must be used as the release instrument for only one molded case circuit breaker at a time! To release or operate a molded case circuit breaker, the cylinder lock must be turned to the "Unlocked" position with this one particular key. Only then can the handle of the circuit breaker be moved to the ON position. When the cylinder lock is in the "Unlocked" position, the key cannot be removed and must be left in the lock.

To implement an interlocking application involving multiple molded case circuit breakers, the following two components must be ordered for each circuit breaker:

- Cylinder lock (type Ronis) with identical key number
- Interlock adapter kit for mounting the cylinder lock in the accessories compartment



Interlocking using an interlocking module in the rotary operator

In addition to the interlocking options described above, it is also possible to mutually interlock molded case circuit breakers with rotary operators of different sizes. This type of interlock can be employed with door mounted rotary operators, side wall mounted rotary operators, front operators and rotary operators with shaft stub or combinations thereof.

For this purpose, a rotary operator interlock module must be fitted in each individual rotary operator of the molded case circuit breakers to be included in the interlock arrangement. The interlocking modules are interconnected by means of Bowden cables in a similar manner to the handle interlock.

Rear interlock

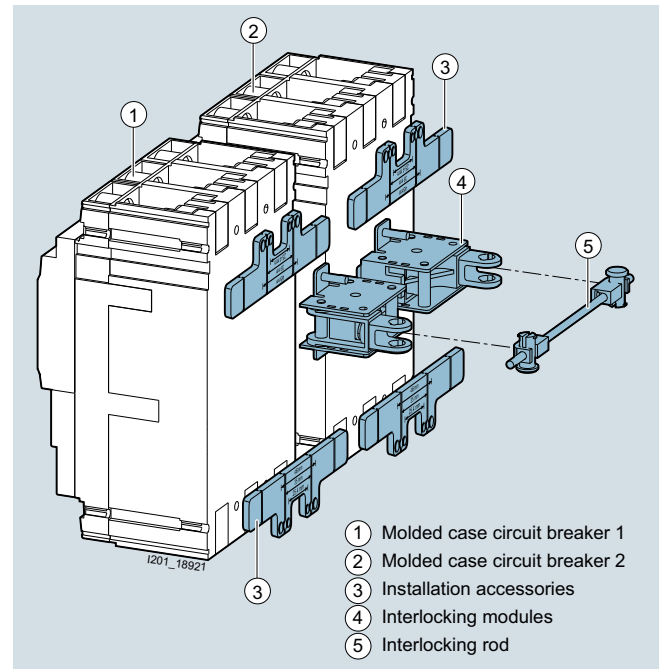
The rear interlock system allows implementation of an interlock without restricting the number of accessories which can be installed at the front of the 3VA molded case circuit breaker. Using the rear interlock, it is possible to create an interlock between two molded case circuit breakers of different sizes based on the blocking principle. When one molded case circuit breaker closes, the other circuit breaker is prevented from closing by a tappet which engages in the breaker mechanism directly from the rear panel of the molded case circuit breaker.

This system requires the installation of two interlocking modules which are mounted behind the molded case circuit breakers and behind the mounting frame of the cubicle. The two interlocking modules are interconnected by means of the interlocking rod.

A mounting plate comprising a plate and two DIN rails is available as an accessory to assist installation.

Rear interlock for plug-in or draw-out units

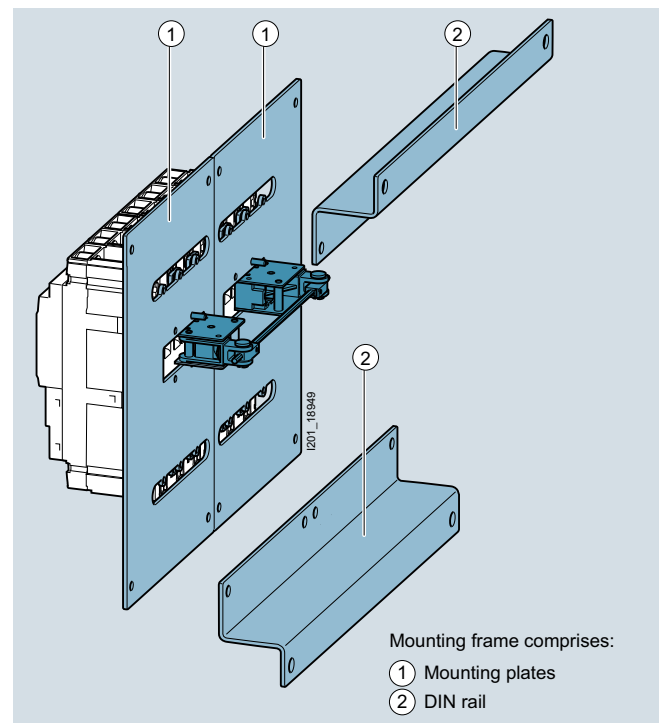
In order to install a rear interlock for plug-in or draw-out versions of the molded case circuit breakers, the tappet needs to be lengthened. The rear interlock for plug-in or draw-out versions is offered as a complete kit.



Rear interlock without mounting frame

Benefits

- Broad range of applications thanks to flexibility of interlocking technology
- Locking technology ensures safe locking of molded case circuit breakers, e.g. for maintenance purposes
- No restriction to use of internal accessories or to scope of accessories installed at the front of the molded case circuit breaker (when a rear interlock is deployed)
- Molded case circuit breakers of different sizes can be mutually interlocked.



Rear interlock with mounting frame

Molded Case Circuit Breakers

3VA Molded Case Circuit Breakers – Accessories, IEC **NEW**

Locking and interlocking

Selection and ordering data

Version	For molded case circuit breakers/frame size				DT	Article No. www.siemens.com/ product?Article No.	Price per PU	PU (UNIT, SET, M)	PS*/ P: unit	PG		
	3VA1 100 A 160 A	3VA1 250 A	3VA2 100 A 160 A 250 A	3VA2 400 A 630 A								
Accessories for locking and interlocking												
	Locking devices for toggle levers					3VA9088-0LB10		1	1 unit	1CB		
						3VA9388-0LB10		1	1 unit	1CB		
	Adapter kit for mounting the cylinder lock (type Ronis) in the accessories compartment of the molded case circuit breaker Comprising 2 cylinder lock casings (one for locking and one for interlocking) and the appropriate mounting module											
	Notes				✓	--	--	--	3VA9157-0LF10	1	1 unit	1CB
	• To implement an interlock or a lock: select suitable cylinder lock(s)				--	✓	--	--	3VA9257-0LF10	1	1 unit	1CB
	• For an interlock: select the same cylinder lock number				--	--	✓	--	3VA9167-0LF10	1	1 unit	1CB
					--	--	--	✓	3VA9367-0LF10	1	1 unit	1CB
	Cylinder lock (type Ronis)											
	• Includes a lock with 2 keys • For locking or interlocking • For installation in all rotary operators with shaft stub • For mounting in the adapter kit for the accessories compartment											
	Versions											
	• Key 1 (lock number 1)				✓	✓	✓	✓	3VA9980-0VL10	1	1 unit	1CB
	• Key 2 (lock number 2)				✓	✓	✓	✓	3VA9980-0VL20	1	1 unit	1CB
• Key 3 (lock number 3)				✓	✓	✓	✓	3VA9980-0VL30	1	1 unit	1CB	
• Key 4 (lock number 4)				✓	✓	✓	✓	3VA9980-0VL40	1	1 unit	1CB	
	Sliding bar											
	Complete kit for interlocking 2 circuit breakers											
	Note				✓	--	--	--	3VA9158-0VF30	1	1 unit	1CB
	The article number must be ordered 2 x to implement an interlock between 3 breakers of the same size.				--	✓	--	--	3VA9258-0VF30	1	1 unit	1CB
					--	--	✓	--	3VA9168-0VF30	1	1 unit	1CB
				--	--	--	✓	3VA9368-0VF30	1	1 unit	1CB	
	Module for handle interlock using a Bowden cable											
	Notes				✓	--	--	--	3VA9157-0VF10	1	1 unit	1CB
	• A separate handle interlock module is required for each 3VA.				--	✓	--	--	3VA9257-0VF10	1	1 unit	1CB
	• A Bowden cable must be ordered separately.				--	--	✓	--	3VA9167-0VF10	1	1 unit	1CB
					--	--	--	✓	3VA9367-0VF10	1	1 unit	1CB
	Rear interlock with rod				✓	✓	✓	✓	3VA9088-0VM10	1	1 unit	1CB
	Complete kit											
	Rear interlock with rod				✓	✓	✓	✓	3VA9088-0VM30	1	1 unit	1CB
	Complete kit for plug-in/draw-out unit											
Note												
Mounting frames are not included in scope of supply.												

Version	For molded case circuit breakers/frame size				DT	Article No. www.siemens.com/ product?Article No.	Price per PU	PU (UNIT, SET, M)	PS*/ P. unit	PG
	3VA1 100 A 160 A	3VA1 250 A	3VA2 100 A 160 A 250 A	3VA2 400 A 630 A						
Bowden cable										
Versions										
• Length 0.6 m	✓	✓	✓	✓		3VA9980-0VC10		1	1 unit	1CB
• Length 1.0 m	✓	✓	✓	✓		3VA9980-0VC20		1	1 unit	1CB
• Length 1.5 m	✓	✓	✓	✓		3VA9980-0VC30		1	1 unit	1CB
Rotary operator interlock¹⁾										
<ul style="list-style-type: none"> • Contains 1 unit • For interlocking up to 3 operators (with 3 modules) • Interlocking via Bowden cable (not included in scope of delivery) 										
For molded case circuit breakers										
3VA1, 160 A										
3VA9158-0VF20										
On request										
3VA1, 250 A										
3VA9258-0VF20										
On request										
3VA2, 250 A										
3VA9268-0VF20										
On request										
3VA2, 630 A										
3VA9468-0VF20										
On request										
Mounting frame for rear interlock with rod										
The following are required for the complete mounting frame kit:										
Versions										
• DIN rails	✓	✓	✓	✓		3VA9088-0VK10		1	1 unit	1CB
• Mounting plates	✓	--	--	--		3VA9158-0VK20		1	1 unit	1CB
	--	✓	--	--		3VA9258-0VK20		1	1 unit	1CB
	--	--	✓	--		3VA9268-0VK20		1	1 unit	1CB
	--	--	--	✓		3VA9468-0VK20		1	1 unit	1CB
Note										
2 mounting plates are required. They are screwed onto the DIN rail that can be ordered above. Different breakers can be mutually interlocked.										

¹⁾ Start of delivery scheduled for 1st quarter 2016

Molded Case Circuit Breakers

3VA Molded Case Circuit Breakers – Accessories, IEC **NEW**

Other

Selection and ordering data

Version	For molded case circuit breakers/frame size				DT	Article No. www.siemens.com/ product?Article No.	Price per PU	PU (UNIT, SET, M)	PS*/ P. unit	PG
	3VA1 100 A, 160 A	3VA1 250 A	3VA2 100 A, 160 A, 250 A	3VA2 400 A, 630 A						
Escutcheon for door cutout										
Escutcheon for door cutout for molded case circuit breaker										
Versions										
• 3-pole, door cutout without ETU	✓	--	--	--		3VA9053-0SB10		1	1 unit	1CB
	--	✓	--	--		3VA9253-0SB10		1	1 unit	1CB
	--	--	✓	--		3VA9163-0SB10		1	1 unit	1CB
	--	--	--	✓		3VA9383-0SB10		1	1 unit	1CB
• 3-pole, door cutout with ETU	✓	--	--	--		3VA9053-0SB20		1	1 unit	1CB
	--	✓	--	--		3VA9253-0SB20		1	1 unit	1CB
	--	--	✓	--		3VA9163-0SB20		1	1 unit	1CB
	--	--	--	✓		3VA9363-0SB20		1	1 unit	1CB
• 4-pole, door cutout without ETU	✓	--	--	--		3VA9054-0SB10		1	1 unit	1CB
	--	✓	--	--		3VA9254-0SB10		1	1 unit	1CB
	--	--	✓	--		3VA9164-0SB10		1	1 unit	1CB
	--	--	--	✓		3VA9384-0SB10		1	1 unit	1CB
• 4-pole, door cutout with ETU	✓	--	--	--		3VA9054-0SB20		1	1 unit	1CB
	--	✓	--	--		3VA9254-0SB20		1	1 unit	1CB
	--	--	✓	--		3VA9164-0SB20		1	1 unit	1CB
	--	--	--	✓		3VA9364-0SB20		1	1 unit	1CB
Escutcheon for MO320 motor operators										
✓	--	--	--	--		3VA9053-0SB20		1	1 unit	1CB
--	✓	✓	--	--		3VA9257-0SB30		1	1 unit	1CB
--	--	--	✓	--		3VA9387-0SB30		1	1 unit	1CB
Masking frame for RCD320, RCD520 and RCD820 residual current protection device										
Versions										
• 3-pole	✓	--	--	--		3VA9053-0SB10		1	1 unit	1CB
	--	✓	✓	--		3VA9253-0SB10		1	1 unit	1CB
	--	--	--	✓		3VA9303-0SB40		1	1 unit	1CB
• 4-pole	✓	--	--	--		3VA9054-0SB10		1	1 unit	1CB
	--	✓	✓	--		3VA9254-0SB10		1	1 unit	1CB
	--	--	--	✓		3VA9304-0SB40		1	1 unit	1CB
Escutcheon for front mounted rotary operator										
✓	--	--	--	--		3VA9053-0SB10		1	1 unit	1CB
--	✓	--	--	--		3VA9253-0SB10		1	1 unit	1CB
--	--	✓	--	--		3VA9163-0SB10		1	1 unit	1CB
--	--	--	✓	--		3VA9383-0SB10		1	1 unit	1CB
Escutcheon for door feedthrough										
--	✓	✓	--	--		3VA9253-0SB20		1	1 unit	1CB
--	--	--	✓	--		3VA9353-0SB20		1	1 unit	1CB
Labeling plate for escutcheon										
						3VA9087-0SX10		1	10 units	1CB



3VA9163-0SB10



3VA9087-0SX10