

REVISION	DATE	BY	DATE	BY
			16/10/21	RM
1 ADDED ENCL BOTTOM DRAWING	17/04/03	JW		

CUSTOMER		
ORDER NO.	DWG. NO.	1
	3B3Y030CD16	SH 1 OF 3

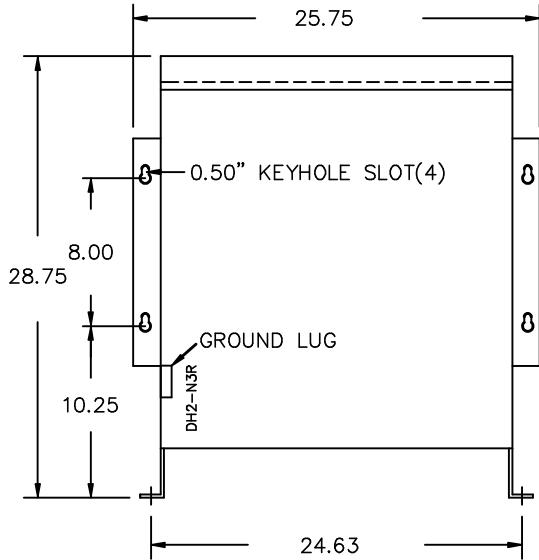
SIEMENS

CATALOG NO. 3B3Y030CD16 SERIAL NO. 30 kVA 60 Hz 3 PHASE 4.2 % IMP AT 170 °C		SERIES H 3 PHASE	
150 °C RISE	30 °C AVG. AMBIENT		
220 °C TEMP CLASS	40 °C MAX. AMBIENT		
PRIMARY (H1 H2 H3)	208 V 10 kV BIL		
SECONDARY(X0 X1 X2 X3)	208Y/120 V 10 kV BIL		
WINDING MATERIAL CU			
ENCLOSURE TYPE 3R		WEIGHT 315 LBS	
ENERGY EFFICIENCY EXCEEDS CSA C802.2-2012 DOE 10 CFR PART 431:2016			
SPACINGS BETWEEN ANY VENTILATED ENCLOSURE PANEL AND ANY ADJACENT WALL SHALL BE A MINIMUM OF 3 INCHES			
SUITABLE FOR INDOOR OR OUTDOOR LOCATIONS BEFORE HANDLING, INSTALLING AND OPERATING, SEE INSTRUCTION MANUAL NEMA Class ANN Dry Type Transformer Siemens Industry, Inc. Norcross, GA <small>dsu0086e</small>			
		TYPE K DRY TYPE TRANSFORMER E112313 LISTED UL 7710 LR 3902 SEISMIC QUALIFICATIONS, FLOOR MOUNT ONLY OSP-0136-10 IBC 2012/ASCE 7-10 SDS<=2.0g Z/h=1 Ip=1.5	
VOLTS 218 213 208 203 198 192 187		CONNECT 1 2 3 4 5 6 7	

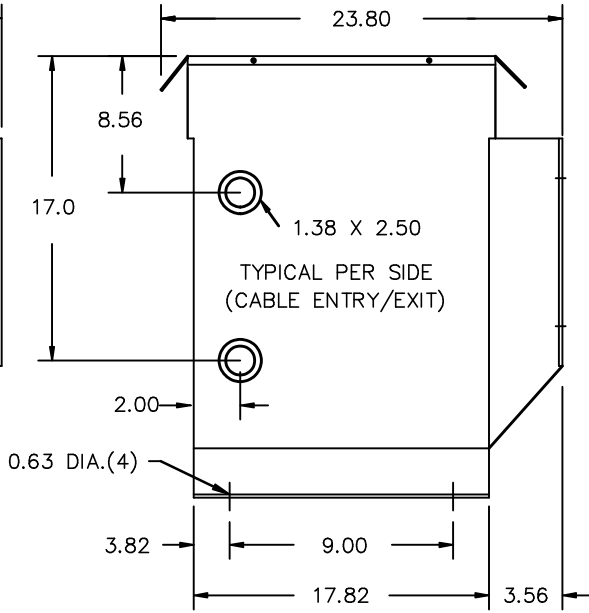


3B3Y030CD16

FRONT VIEW



SIDE VIEW



All Dimensions in inches

ENCLOSURE COLOR : ANSI 61 GREY – OUTDOOR

H.V.1. TERMINAL DETAIL

L.V.1. TERMINAL DETAIL

MECHANICAL TYPE LUGS INCLUDED
SUITABLE FOR #2/0-14 CU/AL
CONDUCTORS
1 CONDUCTOR PER PHASE

MECHANICAL TYPE LUGS INCLUDED
SUITABLE FOR #2/0-14 CU/AL
CONDUCTORS
1 CONDUCTOR PER PHASE

CUSTOMER NOTES:

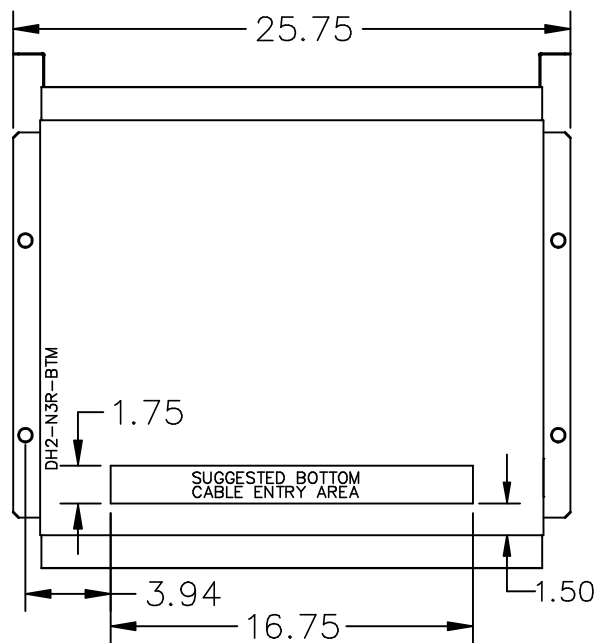
- HV1 TERMINATED AT TOP FRONT
- LV1 TERMINATED AT BOTTOM FRONT

Siemens Industry, Inc.

REVISION	DATE	BY	DATE	BY	CUSTOMER		
			16/10/21	RM			
			CHEK'D				
1	ADDED ENCL BOTTOM DRAWING 17/04/03	JW	VERIF'D				
					ORDER NO.	DWG. NO.	1
					3B3Y030CD16		SH 2 OF 3

1.1 jwen 2017/07/17 13:20

ENCLOSURE BOTTOM VIEW



NOTE:
 WHEN BOTTOM CABLE ENTRY IS OPTED, THE SPACE USED FOR CONDUITS IN THE FRONT OF THE TRANSFORMER SHOULD NOT OBSTRUCT MORE THAN 50% OF THE FRONT AIR INTAKE AREA DEFINED BETWEEN THE BOTTOM PLATE AND THE SUPPORTING LEGS.
 SEE MANUAL FOR ADDITIONAL INFORMATION

Siemens Industry, Inc.

REVISION	DATE	BY	DATE	BY	CUSTOMER
			DRAWN 16/10/21	RM	
			CHEK'D		
1	ADDED ENCL BOTTOM DRAWING 17/04/03	JW	VERIF'D		ORDER NO. DWG. NO. 3B3Y030CD16 1 SH 3 OF 3