

# Routing Order EUROPE

## SWITZERLAND

Version 39

## Tabel of content

### 1 [Routing Order – Europe \\_\\_ Switzerland \\*\) – English version](#)

Transport regulation for shipment of goods on behalf of Siemens (FCA)

How to allocate your shipment to the right transport mode

How to allocate your right carrier

How to assign your shipment to the appropriate Slightly Overdimensional Cargo (ODC) truck type







# Routing Order Europe for shipment of goods from Switzerland to Germany

# TRANSPORT ORDER

## Transport regulation for goods shipment on behalf of Siemens FCA (free carrier)



For goods purchased by Siemens under the delivery condition FCA 'Free Carrier' (i.e., Siemens bears the transport costs), we kindly request that you observe the following shipping instructions

### IN GENERAL:

Please note the following:

- The Siemens order or purchase order number must be indicated in the freight documents without fail.
- Freight charges from the supplier will not be accepted.
- For FCA shipments, it is mandatory to provide the freight forwarder with the ORGID (address identifier) of the ordering Siemens unit.
- The separately indicated SOR (Siemens Organization Reference) of the freight-paying Siemens unit must be provided to the forwarder by the supplier.

These are the requirements for the identification for the Siemens freight release so that the goods shipment can be carried out. If the OrgID and SOR number are not known, they must be requested from the ordering Siemens unit.

### **Dangerous Goods Shipments:**

- For shipments containing dangerous goods, the supplier is obliged to provide the forwarder with the required data (UN-No./Class) for dangerous goods when placing the order.
- The supplier is responsible for the transport packaging, marking, and labeling for the commissioned mode of transport.

### ATTENTION:

**If the shipment of goods does not originate from the supplier's originally commissioned country, it is mandatory for the supplier to consult the relevant Siemens unit to ensure the use of the nominated transport service provider for that country.**

**Non-compliance with this transport control for the shipment of goods will result in the ordering Siemens unit invoicing the additional costs incurred for freight and administrative expenses.**



## How to allocate your shipment to the right transport mode

### Characteristics Parcel shipment

- Express/parcel deliveries EOB / time-precise deliveries (before 09:00h, before 10:00 h, before 12:00 h).
- Time delivery with time option needs a release of the ordering Siemens department
- Standard < 70 kg per package: length x width x height 120 cm x 80 cm x 80 cm
- Exceptions > 70 kg per package:- maximum 300 kg per package- length x width x height: 300 cm x 120 cm x 160 cm

#### Restrictions Parcel

|                                 |        |
|---------------------------------|--------|
| Length                          | 120 cm |
| Weight                          | 80 kg  |
| Hight                           | 80 cm  |
| max. weight per package / colli | 32 kg  |

**Express/Parcel**

### Characteristics Groupage

#### Gebrüder Weiss GmbH:

- 1 kg - 3000 kg
- and does not exceed GRP restrictions
- Attention: Unconsolidated shipments < 32 kg have to be processed via the nominated parcel service provider (Characteristics Parcel-Provider)

#### Gebrüder Weiss GmbH

##### Groupage restriction per one package / colli

|             |           |
|-------------|-----------|
| Length      | ≤ 240 cm  |
| Width       | ≤ 180 cm  |
| Hight       | ≤ 220 cm  |
| Weight      | ≤ 1200 kg |
| Max. Volume | ≤ 3 cbm   |
| Max. Ldm    | 2,4 Ldm   |

**Groupage**

### Characteristics LTL

- Single Shipment ≥ 1000,1 kg, or
- Single Shipment < 1000,1 kg with reloading ban and/or stacking restriction, or
- Individual shipments < 1000.1 kg that exceed the groupage criteria (see Groupage restriction).

**LTL**

### Characteristics FTL

- Standard deliveries for FTL transports = complete loads: max. load per truck type 24000 kg

**FTL**

### Characteristics Slightly ODC

- Slightly Overdimensional Cargo (ODC) = Shipments outside of standard traffic
- The following service codes / truck types are to be applied (see the slide below):

34801\_Open low-loader with throwing tarpaulin

34802\_Open drop deck with throwing tarpaulin

34803\_Open mega trailer with tarpaulin

34804\_Extensible mega tarpaulin semitrailer

**Slightly ODC**  
Overdimensional Cargo

# How to allocate your carrier from Switzerland to Germany



## Express/Parcel

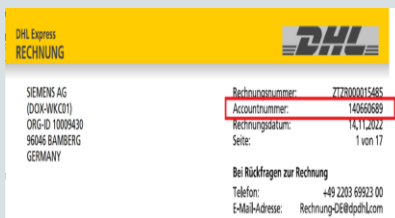
### DHL Express

Contact:  
HOTLINE  
Tel: 0228 902435 - 27  
E-Mail: de.Siemens@dhl.com

Please indicate our DHL account number on the DHL waybill - see sample (outlined in red).

This can be different depending on the Siemens unit ordered. Please ask the customer for it if necessary.

SAMPLE:



## Groupage

### Gebrüder Weiss GmbH

Contact:  
Hotline  
Tel. +49 911 9962454  
E-Mail:  
nuernberg.belog@gw-world.com

! Please note that it is extremely important to notify the carrier about the following mandatory pick-up and delivery schedule while issuing the service request

Notification day A (Monday - Friday) till 12:00 a.m.  
= Pick up day A  
Notification day A (Monday - Friday) after 12:00 a.m.  
= Pick up day B (including Saturday)

Special pick-up arrangements are to be agreed bilaterally with the respective service provider. For further information or assistance please contact each carrier

## LT= Less than Truckload

### Gebrüder Weiss GmbH

Contact:  
Hotline  
Tel. +49 911 9962454  
E-Mail:  
nuernberg.belog@gw-world.com

### Aprojects

Contact:  
Hotline  
Tel. +49 21544919 0  
E-Mail:  
siemensde@aprojects.com

! Please note that it is extremely important to notify the carrier about the following mandatory pick-up and delivery schedule while issuing the service request

Notification day A (Monday - Friday) till 12:00 a.m.  
= Pick up day B  
Notification day A (Monday - Friday) after 12:00 a.m.  
= Pick up day C (including Saturday)

Special pick-up arrangements are to be agreed bilaterally with the respective service provider. For further information or assistance please contact each carrier

## FTL= Full Truck Load

### Gebrüder Weiss GmbH

Contact:  
Hotline  
Tel. +49 911 9962454  
E-Mail:  
nuernberg.belog@gw-world.com

### Gruber Logistics GmbH

Contact:  
Hotline  
Tel. +49 89 99 229 336  
E-Mail:  
customer care.siemens@gruber-logistics.com

### Aprojects

Contact:  
Hotline  
Tel. +49 21544919 0  
E-Mail:  
siemensde@aprojects.com

! Please note that it is extremely important to notify the carrier about the following mandatory pick-up and delivery schedule while issuing the service request

Notification day A (Monday - Friday) till 12:00 a.m.  
= Pick up day B  
Notification day A (Monday - Friday) after 12:00 a.m.  
= Pick up day C (including Saturday)

Special pick-up arrangements are to be agreed bilaterally with the respective service provider. For further information or assistance please contact each carrier

## Slightly ODC= Overdimensional Cargo

### Aprojects

Contact:  
Hotline  
Tel. +49 21544919 0  
E-Mail:  
siemensde@aprojects.com

### Gruber Logistics GmbH

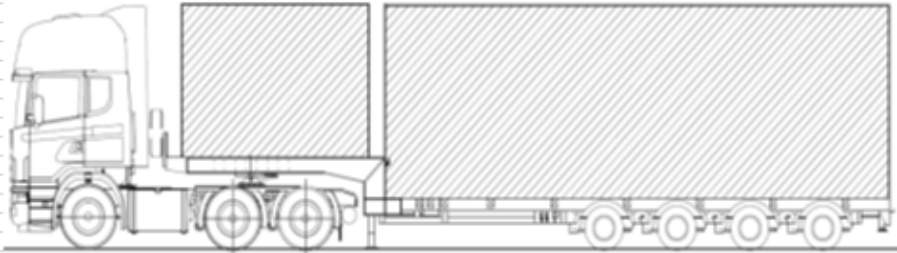
Contact:  
Hotline  
Tel. +49 89 99 229 336  
E-Mail:  
customer care.siemens@gruber-logistics.com

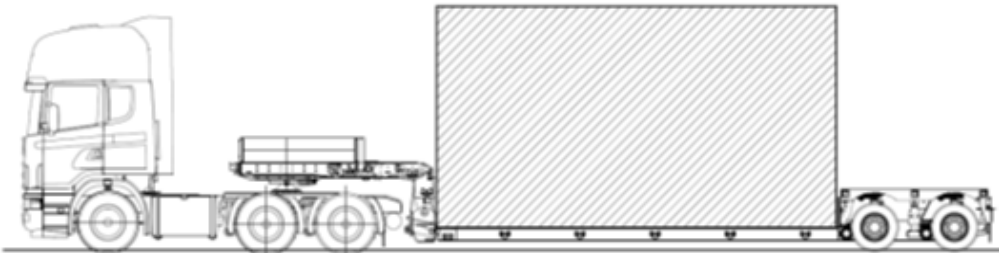
\*) the transport service providers mentioned here can be used interchangeably

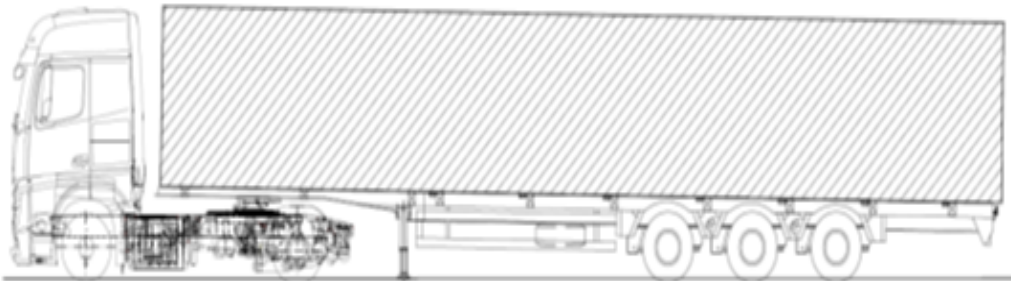


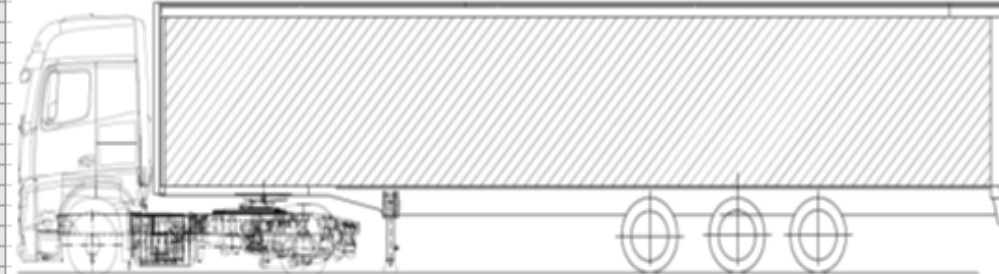
# How to assign your Slightly Overdimensional Cargo (ODC) shipment to the appropriate truck type and its specific service code



| Offener Tieflader mit Wurfplane  |  | Service Code |
|--|--|--------------|
| Open low loader with throwing tarpaulin (always carried separately by the freight forwarder) |  | 34801        |
| Measurements :   | Open low loader with throwing tarpaulin, loading height 0.85 m<br>max. load dimensions<br>drop deck: 9,40 x 3,00 x 3,15 m (LxWxH)<br><br>max. load dimensions<br>gooseneck: 3,50 x 3,00 x 2,50 m (LxWxH) |              |
| Weight:  | Max. payload 18to.   |              |
|            |  |              |

| Offener Tieflbett mit Wurfplane   |  | Service Code |
|---|--|--------------|
| Open low bed with throwing tarpaulin (always carried separately by the freight forwarder) |  | 34802        |
| Measurements :  | Open low bed with throwing tarpaulin, loading height 0,35 m<br>max. load dimensions<br>low bed: 6,80 x 3,00 x 3,65 m (LxWxH) |              |
| Weight:   | Max. payload 18to.   |              |
|        |  |              |

| offener Megatrailer mit Wurfplane  |  | Service Code |
|--|--|--------------|
| Open mega trailer with throwing tarpaulin (always carried separately by the freight forwarder) |  | 34803        |
| Measurements :   | Open mega trailer with throwing tarpaulin, loading height 1.05 m<br>max. load dimensions<br>open mega trailer: 13,60 x 3,00 x 2,95 m (LxWxH) |              |
| Weight:  | Max. payload 20 to. (with continuous width >2.45m = max. 12.50 load length)  |              |
|              |  |              |

| Mega Trailer mit verbreiterbarer Plane   |   | Service Code |
|--|---|--------------|
| Widenable tarpaulin mega trailer   |   | 34804        |
| Measurements :   | Widenable tarpaulin mega trailer, loading height 1.00 m<br>max. load dimensions<br>drop deck: 13,60 x 3,00 x 2,90 m (LxWxH) |              |
| Weight:  | max. payload 23 to. (with continuous width >2.45m = max. 12.50 load length)   |              |
|  |   |              |