

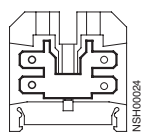





ALPHA FIX Terminal Blocks

ALPHA FIX 8WA and 8WH Terminals with Screw Connection

Through-type terminals with soldered and push-on connection

Selection and ordering data

Version	Order No.	Price	PG	PS* P. unit
		1 unit		Unit(s)
General details				
<ul style="list-style-type: none"> With thermoplastic insulating base Enclosed on both sides 				
Note	Section	Page		
For labeling accessories see ...	Accessories	6/2		
Terminal size 1.5 mm²				
	Through-type terminals, terminal size 1.5mm²		8WA1 221	041 50
8WA1 221	<ul style="list-style-type: none"> Beige Rated uninterrupted current 18 A Rated insulation voltage 380 V AC, 450 V DC with alternately arranged terminals; when using barriers up to 800 V Mounting width 5.5 mm Terminal height 26 mm Terminal length 41 mm Soldered connection on both sides 			
Accessories	Section	Page		
Covers				
<ul style="list-style-type: none"> With lightning symbol White, facility for inscription 	Accessories	1/35	8WA1 810	041 50
	Accessories	1/35	8WA1 860	041 50
Barriers, for terminal size 1 to 4 mm²	Accessories	1/35	8WA1 820	041 50
Terminal size 6 mm²				
	Through-type terminals, terminal size 2.5 mm², with push-on connection		8WA1 232	041 50
8WA1 232	<ul style="list-style-type: none"> Beige Rated uninterrupted current 16 A per clamping point Rated insulation voltage 400 V, when using barriers up to 1000 V Mounting width 8 mm Flat-type connection on both sides 			
Accessories	Section	Page		
Covers				
<ul style="list-style-type: none"> With lightning symbol White, facility for inscription 	Accessories	1/35	8WA1 811	041 50
	Accessories	1/35	8WA1 862	041 50
Link rails				
<ul style="list-style-type: none"> For two terminals For ten terminals 	Accessories	1/35	8WA1 822-7VH12	041 50
	Accessories	1/35	8WA1 822-7VH20	041 10
Barriers, for terminal sizes 6 and 16 mm²	Accessories	1/35	8WA1 821	041 50
	8WA1 232			
Accessories				
	Covers			
8WA1 811	<ul style="list-style-type: none"> With lightning symbol - for terminal size 1 to 2.5 mm² - for terminal size 6 mm² White, facility for inscription - for terminal size 1 to 2.5 mm² - for terminal size 6 mm² 			
			8WA1 810	041 50
			8WA1 811	041 50
			8WA1 860	041 50
			8WA1862	041 50
	Link rails, for terminal size 6 mm²			
8WA1 822-7VH12	<ul style="list-style-type: none"> For two terminals For ten terminals 			
			8WA1 822-7VH12	041 50
			8WA1 822-7VH20	041 10
	Barriers			
8WA1 821	<ul style="list-style-type: none"> For terminal size 1 to 4 mm² For terminal sizes 6 and 16 mm² 			
			8WA1 820	041 50
			8WA1 821	041 50

* See pages 7/9 through 7/12 for 8WA package size requirements.