



SIEMENS

Ingenuity for life

TPS3 L5

True 10 Mode Protection

Type 1 / 2 Surge Protection Device (SPD) for P4 & P5 Panelboards and Distribution Switchboards

Features:

- Mounts internal to:
 - P4 & P5 panelboards and distribution switchboards
- UL 1449-4 Type 2 SPD, UL 1283 Listed, CSA 22.2 No. 269.2
- Optional UL 1449 4th Edition Recognized Type 1, CSA 22.2 No. 269.1
- Type 1 / Type 2 SPD
- Large block, individually fused, thermally protected, 50 kA MOVs
- Direct bus connected or can be wired to a circuit breaker (include W option)
- 20 kA I_n (most models)
- 200 kA SCCR (most models)
- All UL required OCP & safety coordination included
 - Type 1 SPDs intended for Line or Load side of Main Disconnect
 - Type 2 SPDs intended for Load side of Main Disconnect
- UL96A Lightning Protection Master Label compliant (@20kA I_n)

- Designed, manufactured and tested consistent with:
 - ANSI/IEEE C62.41.1-2002, C62.41.2-2002, C62.45-2002, C62.62-2010, C62.72-2007 & CSA C22.2 No. 269.1 and .2
 - 1992/2000 NEMA LS-1
 - NEC Article 285
 - IEC 61643, CE
- 10 year warranty


- Panelboard
 - Copper or aluminum bus
 - MB or MLO

- SPD Specifications
 - Directly connected discrete protection elements between all possible modes providing true 10 mode protection
 - Surge Current Rating Per Phase

Per Phase	L-N	L-G	N-G
150 kA	50 kA	50 kA	50 kA
300 kA	100 kA	100 kA	100 kA
 - 100% monitoring (Every MOV is monitored, incl. N-G)
 - EMI/RFI filtering: Active tracking up to -50 db from 10 kHz to 100 MHz (Type 2 option only, includes UL 1283 Listing)

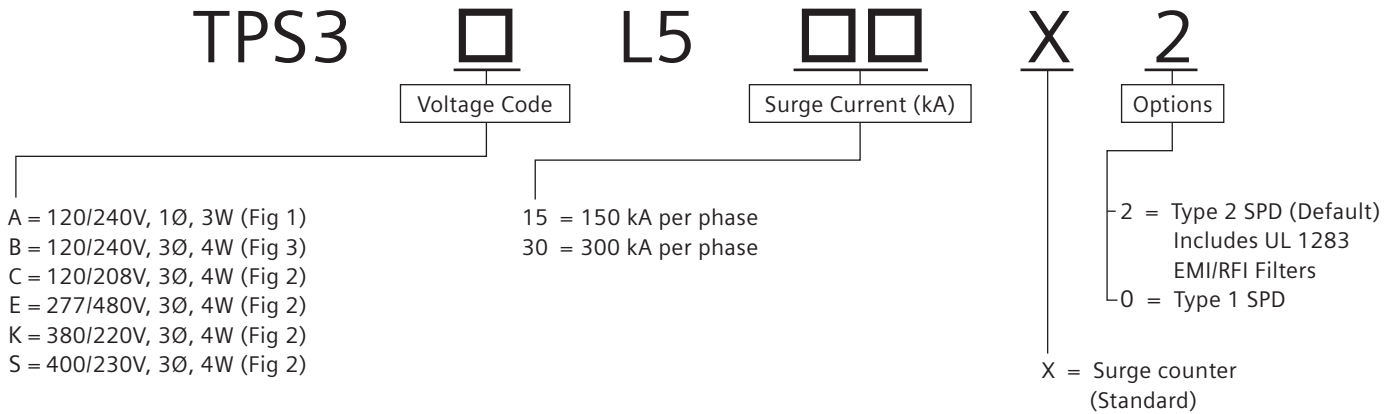
- Repetitive impulse: 5,000 hits
- Less than 1/2 nanosecond response time
- Relative humidity range: 1-95% non-condensing
- Operating frequency: 47-63 Hz
- Operating temperature: -25°C (-15°F) to +60°C (140°F)

- Switchboard Features
 - Copper or aluminum bus
 - 200% rated neutral bus for harmonic-rich applications
 - CSA, UL 891, UL 67 and NEMA PB-2



- Applications
 - Provides main service entrance or downstream protection for sensitive computer and electronic loads
 - Std. redundancy use: 150kA/phase
 - Max. redundancy use: 300kA/phase
- SPD Monitoring
 - LED indicators
 - Audible alarm with silence switch and test button
 - Dry contacts
 - Surge counter
 - Rotary disconnect switch

Ordering Information



Example: TPS3CL530X2 = 10 mode Type 2 SPD (Default) for a 208/120V Power Panel with a surge current capacity of 300kA per phase and a surge counter

**Available Accessories:
 Ordered Separately**
 RMSIE - Remote monitor

When an option is not selected, include a zero (0) in the field

UL 1449 Fourth Edition - Test Data
 Voltage Protection Rating (VPR - 6 kV, 3 kA)

Voltage Code	Service Voltage	L-N	L-G	N-G	L-L	I _n	SCCR	MCOV
A	120/240V, 1Ø, 3W (Fig 1)	700	700	700	1200	20 kA	100 kA	150
B	120/240V, 3Ø, 4W (Fig 3)	800 /1500	700 /1200	700	1800/1800	20 kA	200 kA	150 / 320
C	120/208V, 3Ø, 4W (Fig 2)	700	700	700	1000	20 kA	200 kA	150
E	277/480V, 3Ø, 4W (Fig 2)	1500	1200	1200	1800	20 kA	200 kA	320
K	380/220V, 3Ø, 4W (Fig 2)	1500	1200	1200	1800	20 kA	200 kA	320
S	400/230V, 3Ø, 4W (Fig 2)	1500	1200	1200	1800	20 kA	200 kA	320

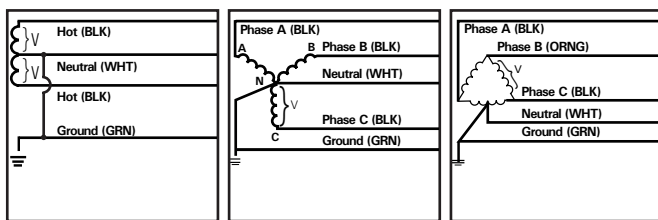


Figure 1
 Split
 2 Hots, 1 Neu, 1 Grnd

Figure 2
 Wye
 3 Hots, 1 Neu, 1 Grnd

Figure 3
 Hi-Leg Delta (B High)
 3 Hots, (B High),
 1 Neu, 1 Grnd

Siemens Industry, Inc.
 5400 Triangle Parkway
 Norcross, GA 30092
 888-333-3545
 info.us@siemens.com

Order No. RPFL-S3L5C-0716
 Printed in USA
 All Rights Reserved.
 ©2016 Siemens Industry, Inc.