



Design in **perfection**

DELTA switches and sockets – meeting all requirements

[siemens.com/delta](https://www.siemens.com/delta)

SIEMENS

More than just switches and sockets – the DELTA **design programs**

DELTA offers an abundant selection of designs, materials, and functions. From motion and smoke detection to shutter/blind and room temperature control, an entire spectrum of solutions and applications guarantees enhanced comfort and security. Integrated in the DELTA design programs, these functions merge seamlessly in new, renovated, or refurbished buildings.

Contents

Excellent switching with DELTA	2
DELTA line	4
DELTA miro color	5
DELTA miro glass	6
DELTA miro aluminum	7
DELTA miro wood	8
DELTA style	9
DELTA profil	10
DELTA surface	11
i-system	12
DELTA USB sockets	13
DELTA smoke and carbon monoxide detectors	14
DELTA Profibox	16
Functions at a glance	18
GAMMA instabus	19

Excellent switching with **DELTA**

Whether you're looking for a classic, modern, or exclusive design, a flexible system or high-quality material, our DELTA switch programs are versatile enough to satisfy any taste.

With the right design, it's possible to set stylish accents in every home environment. All the product ranges are compatible with GAMMA instabus, the future-proof electrical installation system for more comfort at home. This means that you aren't restricted in the choice of your favorite design.

Our pioneering design is founded on innovative, proven, high-quality technology. Our designers are masters at creating objects that convey the essence of a contemporary lifestyle, from form and function to structural design and the use of ecological materials.

Environmentally sound design is a fundamental principle of our product development process. It includes the selecting materials with the lowest possible pollutant content, economically using these materials, and developing appropriate recycling strategies.





A variety of products for high demands.

With its stylish array of designs and colors, our extensive product range offers you countless custom design options for skillfully enhancing the aesthetics of any room.

Thanks to our manufacturing expertise, we can also guarantee the high quality and long service life of our DELTA switches and sockets – from the individual parts right down to the finished product.

The DELTA switch and socket programs combine the most diverse design interfaces with innovative, safe technology and the largest possible choice of functions. The light switches are especially simple to install. Because the operator interfaces are easily replaced, safety is always maintained – even when tastes or the environment change. All Siemens sockets are certified for SCHUKO®.

For more information, watch our design and installation video at www.siemens.com/delta



DELTA line

A genuine classic. Timeless beauty.

Perfect proportions, an elegant look, and a sleek design – these are the key features of the DELTA line.


This switch range sets new standards in the language of design: narrow corner radii, precise outer edges, and a harmonious surface appearance. A special feature is the slim form. The switch blends timelessly into any interior design, supported by a modern range of product colors – titanium white, electrical white, aluminum metallic, and carbon metallic. So you can always stay flexible, right down the line.



titanium white



electrical white



aluminum metallic



carbon metallic



titanium white





DELTA miro Color

Focus on design. Pure beauty.

Optimal design – DELTA miro color makes it possible.

If you want to furnish your entire house with a single switch line, a solution based on DELTA miro color is an exciting alternative – either alone or in conjunction with DELTA miro glass, wood, or aluminum.

DELTA miro color in soft black is completely in line with the latest trends. It blends harmoniously into any living environment and is attractive with its special feel.

titanium white



aluminum metallic



carbon metallic



soft black



titanium white





DELTA miro glass

For all those who love design. Something special.

Pure and simple design – that's the DELTA miro glass switch range. Sophisticated materials, clear-cut lines, and an incomparably slim form are the key features of these switches.

With the glass frame providing a unique showcase for the operator interface, DELTA miro glass stands out due to its elegant appearance. But that's not all: It also offers a host of functions. The DELTA miro glass range benefits from the components and broad functionality of the i-system. And you're entirely free to choose your favorite combination from the i-system's four rocker colors.

crystal green /
titanium white



white /
titanium white



arena /
electrical white



orient /
carbon metallic



black /
aluminum metallic



DELTA miro aluminum

Graceful lines. Sleek design.

A timelessly sleek design in perfect harmony with your unique and elegant lifestyle.

At the office or at home, the graceful lines of this design range add to a stylish ambiance. Aluminum – a reusable, long-lasting material. From its engineering to its function and design, DELTA miro aluminum features a special surface appearance and the full range of i-system functions.



oxide yellow /
electrical white



nature /
carbon metallic



nature /
carbon metallic



DELTA miro wood

Stylish accents. Natural appeal.

Design follows function. The choice of materials available for DELTA miro now matches the functional diversity of the i-system components.

Five solid-wood frames create rich opportunities in switch design. Whether the goal is to embellish your walls with a series of elegant details or to bring your light switches into line with the warm wood shades of your furniture – the sky's the limit. And it goes without saying that you can still enjoy the vast functionality of the i-system, including room temperature and shutter/blind control. As a natural product, wood can exhibit color differences and irregularities caused during its growth.



maple /
aluminum metallic




red maple /
aluminum metallic



beech /
carbon metallic




cherry /
carbon metallic



wenge /
aluminum metallic





DELTA style

Clarity in form and function.

Pure and simple design.

People who like clear-cut elegance are advised to opt for DELTA style, our designer series in the DELTA product range.

These switches combine an aesthetically pleasing design with exceptional functionality – minimalist, elegant, modern, and sensuous. At home or at work, it's a concept that never fails to impress. Pure and simple design.

titanium white



platinum metallic



anthracite



chocolate



gold





DELTA profil

Warm hues, harmonious shapes.

DELTA profil is a switch range that blends especially well into interior designs, whether it's in titanium white or silver.

These warm, bright hues are an excellent match for the curved lines of the switch. With this unique combination, DELTA profil fits perfectly into any ambiance.

titanium white



silver



DELTA surface

Absolutely waterproof.

Whether they're in garages, utility rooms, laboratories, or workshops – as a waterproof and heat-resistant option in the DELTA series, products in the DELTA surface range provide perfect all-around protection for your electrical installation.

The splash-proof product range for damp locations and the pressure-watertight surface-mounting product range are designed for the harshest hot or cold environments. Along with their fire-retardant and impact-resistant polycarbonate casings, they guarantee your safety.



Universal switch



Shutter / blind switch



Switch with pilot lamp



Dual socket



Dual socket horizontal



i-system

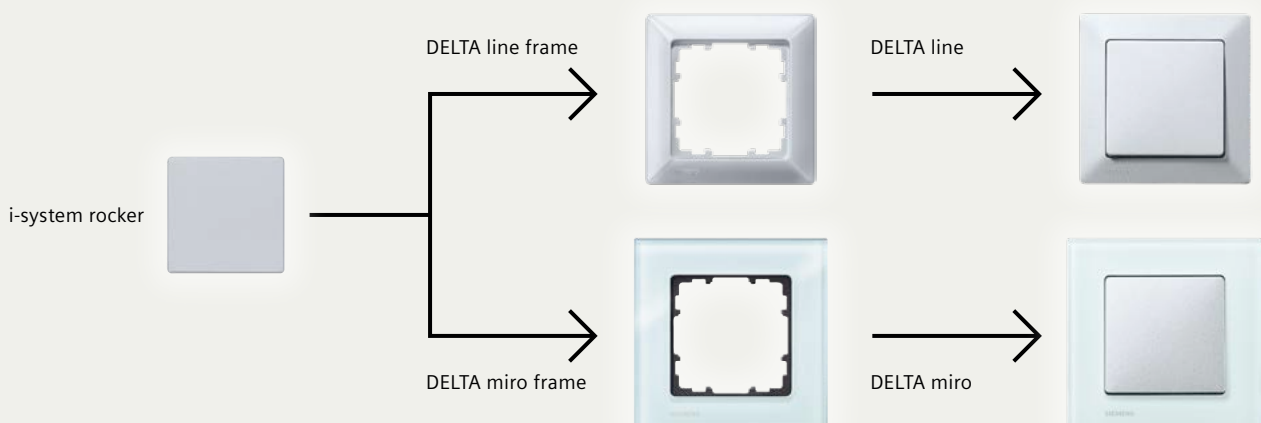
Stay flexible!


Maximum flexibility – the i-system makes it all possible. The i-system offers you a neutral, design-independent component pool with a broad range of functions.

You benefit from functional modules that can be installed in frames from the DELTA line and DELTA miro ranges. This means that you can easily change the shape, style, and color, because you don't have to decide in advance which design range you want to use.

The entire design range is available for all DELTA switches. The gap between the frame and rocker is always the same – plus one insert fits all operator interfaces. This not only simplifies installation and helps prevent errors, it also ensures that existing installations can be retrofitted with new modular components any time that you happen to have a change in taste.

It also goes without saying that the DELTA product ranges are future-proof – and not just because of their environmentally sound design. All DELTA product ranges are also suitable for the GAMMA instabus Building Management System, the future-proof electrical installation system for greater comfort at home. Installing the insert is also extremely easy, safe, and fast, because it's equipped with a combination screw for Torx T10 and slotted screwdrivers – so you'll always have access to the right tool.





DELTA USB sockets

Fast charge three devices. In one outlet.

Charge up to three devices quickly and conveniently from home, at work, or in your hotel room.

Whether a smartphone or a tablet, the SCHUKO® USB socket with dual USB charger lets you rapidly charge two devices at the same time (USB-A, USB-C). The outlet space remains free for other electrical devices.

Not only does this save space, it's also efficient. The socket features smart distribution thanks to power delivery technology with dynamic impedance matching. As a result, it will meet the requirements of the EU Directive (2022/2380) for chargers, which goes into effect at the end of 2024, and also offers excellent eco-efficiency.

DELTA style
titanium white



DELTA style
anthracite



DELTA miro
titanium white



DELTA miro
soft black





DELTA smoke and carbon monoxide detectors

A must for every home.

With their flat design and impressive safety, DELTA smoke detectors sound the alarm both visually and acoustically when flue gas is present.

Ideal for bedrooms, living rooms, children's rooms, and hallways measuring up to 40 m², the DELTA 5TC1292-8 smoke detector identifies odorless smoke and emits an 85 dB alarm in the event of danger. The test button makes it easy to test its functioning and deactivate false alarms. This smoke detector is also extremely durable. The 3V lithium battery lasts up to 10 years and warns when the battery charge is low. It's also ideal for use in mobile homes and RVs.

DELTA smoke detector
5TC1292-8



VdS certification according to the
EN 50291 series of standards



Certified safety for your home.

Wherever there's a fireplace in an enclosed space, it's a good idea to use a carbon monoxide detector.

Each year, there are up to 1,000 deaths caused by carbon monoxide inhalation in Germany alone. Protect your home with the DELTA 5TC1260-4 carbon monoxide detector. It's the world's first CO detector with its own VdS certification based on standards in the EN 50291 series and guarantees reliable protection against unnoticeable CO emitted by heating systems, boilers, or woodstoves. It's easy to install and is equipped with an 85-decibel alarm that warns of a life-threatening situation.

DELTA carbon monoxide detector 5TC1260-4



World's first VdS certification according to the EN 50291 series of standards



DELTA Profibox

Your clever storage on the construction site.

The DELTA Profibox stands for functionality as well as time and travel savings. And with less packaging, it helps protect the environment and our resources.

Using about 35 percent less packaging material than conventional products, it also occupies a third of the space both in transit and in the warehouse. By taking up less space in the truck and using less packaging, it helps reduce CO₂ emissions – which is good for us and good for the environment.

The Profibox contains the DELTA line switch product range, which is impressive with its perfect proportions, elegance, and attractive design. The box is available in four different versions, making it possible to choose only those boxes that are needed on the building site. The material is extremely quick to unpack and install because there's no individual packaging.

And when the job is done, waste can be collected in the box and sorted afterwards for fast disposal.

Your advantages with the DELTA Profibox



More economical than individual packaging

7% gross price reduction compared to individual packaging.



CO₂-reduction thanks to lower transportation costs

30 Profiboxes correspond to 11,700 single frames.



Time savings thanks to fewer trips

You require less travel time because you can carry many more parts at once.



Approx. 30% less storage space

Thanks to the optimized packaging, you not only use less storage space, but also simplify your logistics.



Environmental protection thanks to reduced packaging material

Less packaging material means a substantial reduction of waste. It then takes less time to clean up the building site.



Optimized for use on the construction site

Take advantage of a clearer overview and reduced packaging material as well as smaller space requirements on the construction site.

Article No. 5TA2156-OKA

100 pcs. DELTA switch insert flush-mounted, off/changeover switch

100 pcs. DELTA rocker i-system for universal switch, titanium white



Article No. 5TG2551-OKA


390 pcs. DELTA line 1-fold frame, titanium white



Article No. 5UB1511-OKA

100 pcs. DELTA Schuko socket insert, 10/16A, 250V


100 pcs. DELTA socket outlet cover i-system, titanium white



Article No. 5UB1518-OKA

100 pcs. DELTA Schuko socket insert, 10/16A, 250V

100 pcs. DELTA socket outlet cover i-system with increased contact protection, titanium white



Functions at a glance

Function meets design.

Switches and compact dual sockets

Multimedia

Automatically switches on the light



Motion detector

Convenience and safety are standard



Ceiling motion detector

Automatically switches on the light



Room temperature controlle

Keeps your room temperature at a comfortable level



Dimmer

Simple and pleasant lighting design makes dimmers extremely appealing



Flush-mounted dimmer

Adjust individual brightness



Shutter / blind controller

Easy to operate, convenient, and secure



Carbon monoxide detector

VDS certification for maximum security



Smoke detector

Instantly detects the first sign of smoke



GAMMA instabus

Building management system

As diverse as the requirements for new buildings

They have to be attractively designed, highly functional, and economical in everyday use. They need to allow for flexible use of space and be adaptable to the wishes of individual users. The lighting, sun shading, and indoor climate have to merge convenience with energy efficiency. Today all these requirements can be met, thanks to GAMMA instabus.



GAMMA instabus

Design meets functionality

- Every DELTA product range is suitable for GAMMA instabus building control – the future-proof electrical installation system for greater comfort at home. This means that you aren't restricted in the choice of your favorite design.
- Simple and intuitive operation
- Pushbutton and room temperature controller harmoniously matched to the electrical room installation
- Can be combined with different design frames in different colors, shapes, and materials
- Based on the worldwide KNX standard

Blind control

Simple operation,
Comfort and safety



DELTA miro glass

UP 587/1 pushbutton
with text display



DELTA style

Pushbutton 2-fold UP286/3
with status LED



DELTA miro glass

UP 237K room temperature
controller





Publisher

Siemens AG
Smart Infrastructure
Low Voltage Products
Von-der-Tann-Strasse 30
90439 Nuremberg
Germany

For the U.S. published by
Siemens Industry Inc.
100 Technology Drive
Alpharetta, GA 30005
United States

Article No. SIEP-B10223-02-7600
DY 240083 WS 06241.5

Subject to changes and errors. The information given in this document only contains general descriptions and/or performance features which may not always specifically reflect those described, or which may undergo modification in the course of further development of the products. The requested performance features are binding only when they are expressly agreed upon in the concluded contract.

All product designations may be trademarks or other rights of Siemens AG, its affiliated companies or other companies whose use by third parties for their own purposes could violate the rights of the respective owner.