



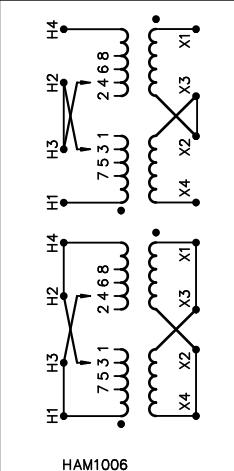
REVISION	DATE	BY	DATE	BY
		DRAWN	09/05/28	RB
		CHEK'D		
		VERIF'D		

Confidential - Property of <b>Siemens Industry, Inc.</b> Building Technologies Division		
CUSTOMER		
ORDER NO.	DWG. NO.	
	1D1Y015BCTP1	SH 1 OF 2

# SIEMENS

CATALOG NO. 1D1Y015BCTP1  
 SERIAL NO. SERIES H  
 15 kVA 60 Hz 1 PHASE  
 3.3 % IMP AT 100 °C  
 80 °C RISE 30 °C AVG. AMBIENT  
 220 °C TEMP CLASS 40 °C MAX. AMBIENT  
 PRIMARY ( H1 H3 H2 H4 ) 240X480 V  
 SECONDARY(X4 X2 X3 X1 ) 120/240 V  
 WINDING MATERIAL CU  
 ENCLOSURE TYPE NEMA-3R WEIGHT 295 LBS  
 ENERGY EFFICIENCY NEMA TP 1-2002

SPACINGS BETWEEN ENCLOSURE AND ANY ADJACENT WALL SHALL BE A MINIMUM OF 3 INCHES  
 LISTED DISTRIBUTION TRANSFORMER 77US TYPE F  
 LR 3902  
  
 E112313  
 SUITABLE FOR INDOOR OR OUTDOOR LOCATIONS DO NOT INSTALL IN AREAS ACCESSIBLE TO PUBLIC FOR INSTALLATION SEE INSTRUCTION MANUAL  
 NEMA Class ANN Dry Type Transformer Siemens Industry, Inc. Norcross, GA

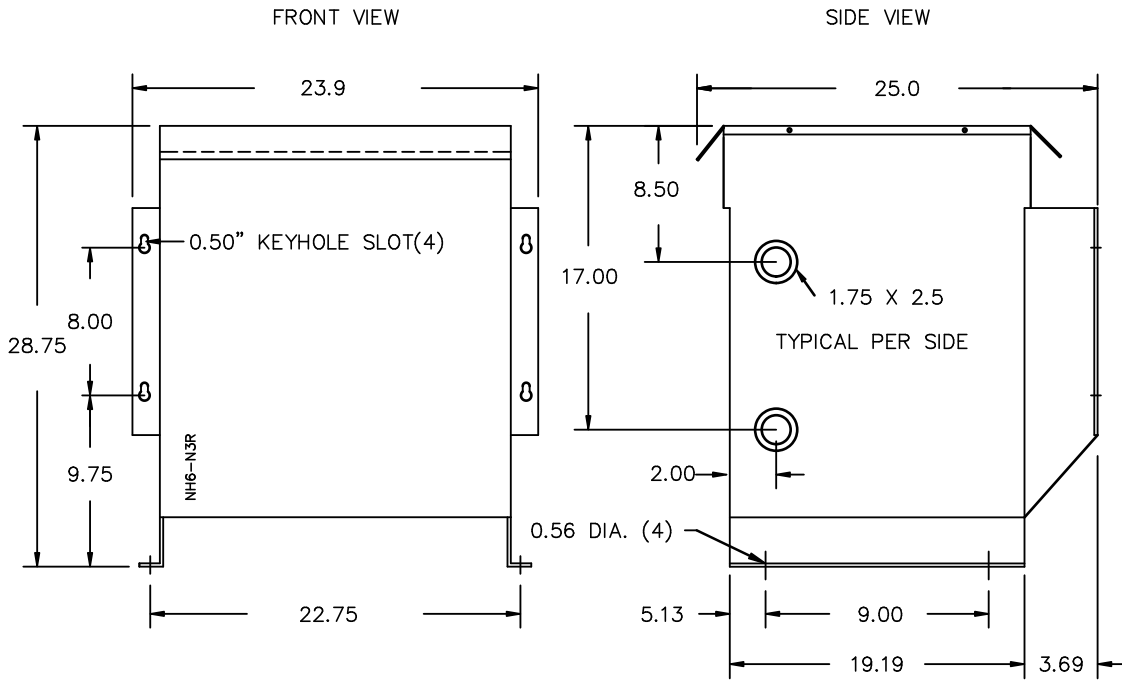


VOLTS	INPUT LINE ON H1 & H4 CONNECT
504	H2-1, H3-2
492	H3-2, H2-3
480	H2-3, H3-4
468	H3-4, H2-5
456	H2-5, H3-6
444	H3-6, H2-7
432	H2-7, H3-8
252	H2-1, H3-2
240	H2-3, H3-4
228	H2-5, H3-6
216	H2-7, H3-8

CONNECT H2 TO H3 FOR SERIES PRIMARY  
 CONNECT H1 TO H3 AND H2 TO H4 FOR PARALLEL PRIMARY

VOLTS	CONNECT	OUTPUT LINE
120	X1-X3, X2-X4	X1-X4
240	X2-X3	X1-X4
120/240	X2-X3	X1-X2-X4





All Dimensions in inches

ENCLOSURE COLOR : ANSI 61 GREY – OUTDOOR

H.V.1. TERMINAL DETAIL

L.V.1. TERMINAL DETAIL

MECHANICAL TYPE LUGS INCLUDED  
SUITABLE FOR #14-2 CU/AL  
CONDUCTORS  
1 CONDUCTOR PER PHASE

MECHANICAL TYPE LUGS INCLUDED  
SUITABLE FOR #14-2 CU/AL  
CONDUCTORS  
1 CONDUCTOR PER PHASE

CUSTOMER NOTES:

- HV1 TERMINATED AT TOP FRONT
- LV1 TERMINATED AT BOTTOM FRONT

Confidential – Property of  
**Siemens Industry, Inc.**  
Building Technologies Division

REVISION	DATE	BY	DATE	BY	CUSTOMER
			09/05/28	RB	
			CHEK'D		
			VERIF'D		
		ORDER NO.		DWG. NO.	
				1D1Y015BCTP1	
					SH 2 OF 2

0.5 mechristman 2011/06/16 11:23