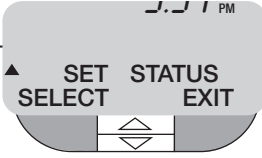
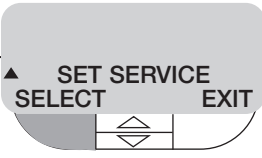
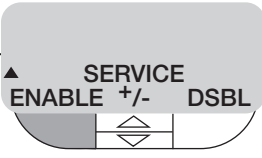

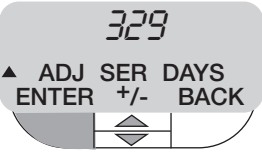

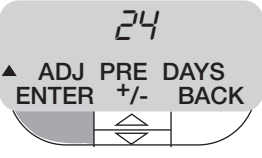
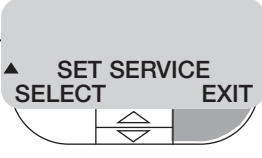

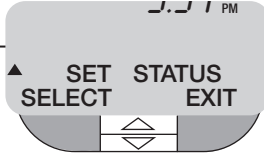
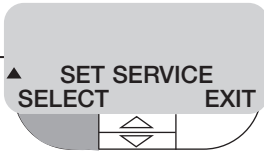
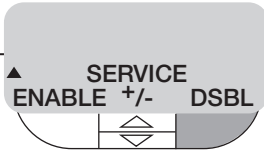



Installer instructions to enable/ disable Boiler Service Interval Reminder function for the Siemens RWB29si and RWB27si

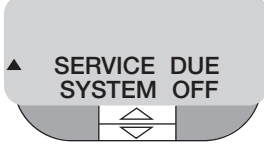
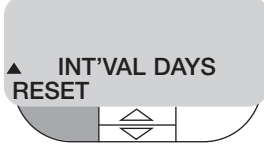
To enable the Boiler Service Interval Function.

- Press left hand button MENU
Display shows 
- Press left and right hand buttons SELECT and EXIT together for 10 seconds
Display shows 
- Press left hand button SELECT
Display shows 
- Press left hand button ENABLE
Display shows 329
Press middle buttons  until desired number of days (0-400) appears 
- Press ENTER
Display shows 24
Press middle buttons  until desired number of days (0-30) appears 
- Press ENTER
Display shows 
- Press EXIT
Programming is complete
Display shows 

To disable the Boiler Service Interval Function.

- Press left hand button MENU
Display shows 
- Press left and right hand buttons SELECT and EXIT together for 10 seconds
Display shows 
- Press left hand button SELECT
Display shows 
- Press right hand button DSBL
function is disabled
Display shows 

To reset Boiler Service Interval Function.

- If the system is overdue for a service and has turned itself OFF
Display will show 
- Press left and right hand buttons SELECT and EXIT together for 10 seconds
Display shows 
- Press left hand button RESET
function is enabled and may be reset as previous instructions.