

CATALOG NUMBER

ECLK1-2

electricCenter
ACCESSORIES

Neutral Lug Kit
Wire Size: 2/0 - 4 AWG

Same As:

■ LK1-2

■ DLK1



INSTALLATION INSTRUCTIONS



⚠ DANGER

Hazardous Voltage.
Will cause death, serious injury
or substantial property damage.

Turn off power supplying this
equipment before working inside.

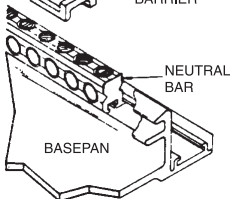
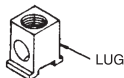
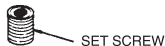


SAFETY INSTRUCTIONS

Note: This instruction outlines the recommended installation procedure

1. Turn off and lock off the power supplying the load center before working inside.
2. Remove screw at desired location for mounting the ECLK1-2.
3. Position the barrier onto the neutral bar by placing the lug inside the barrier.
4. Secure lug/barrier to neutral bar with flat head screw. Torque screw to 40-50 lb.-ins.
5. Insert set screw in lug.

See wiring diagram for wire range size and tightening torque requirements.



© 2010 Copyright Siemens Industry, Inc.

4810448 Rev.C

Siemens Industry, Inc.

Norcross, Georgia U.S.A.

Assembled in Mexico