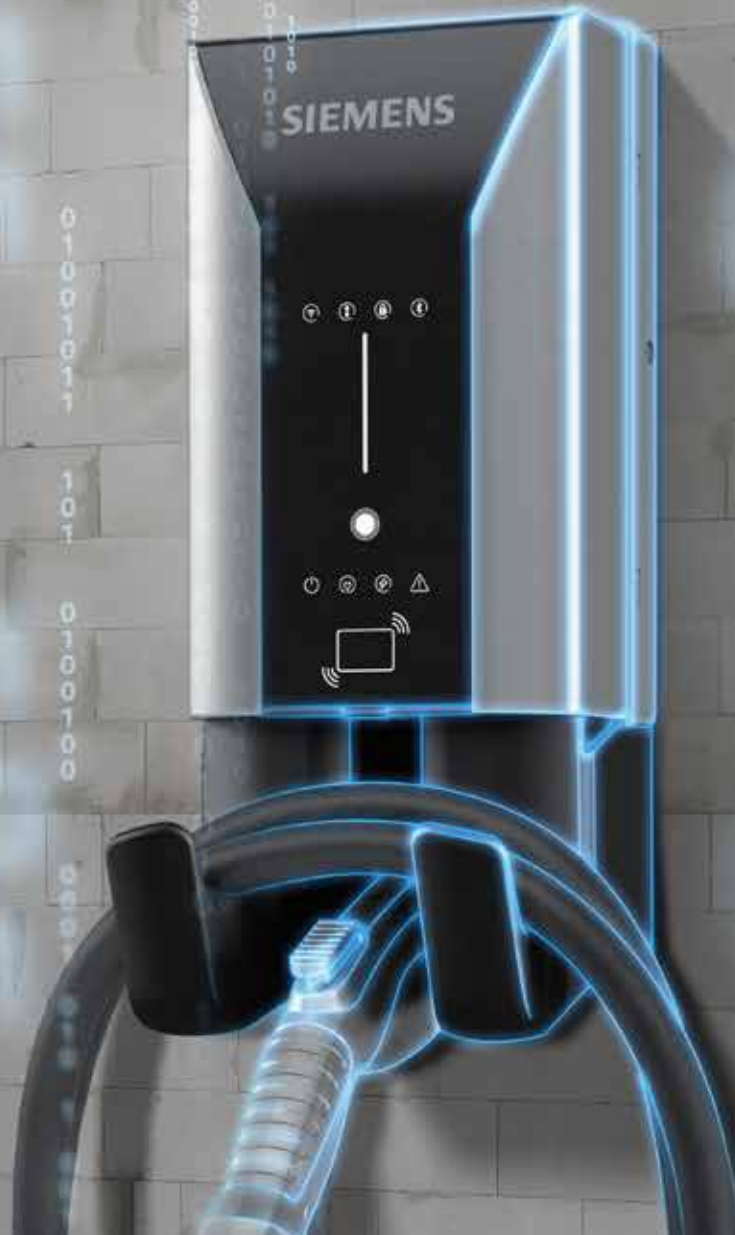


SIEMENS

Ingenuity for life



Charging on with
cutting edge technology

VersiCharge AC series

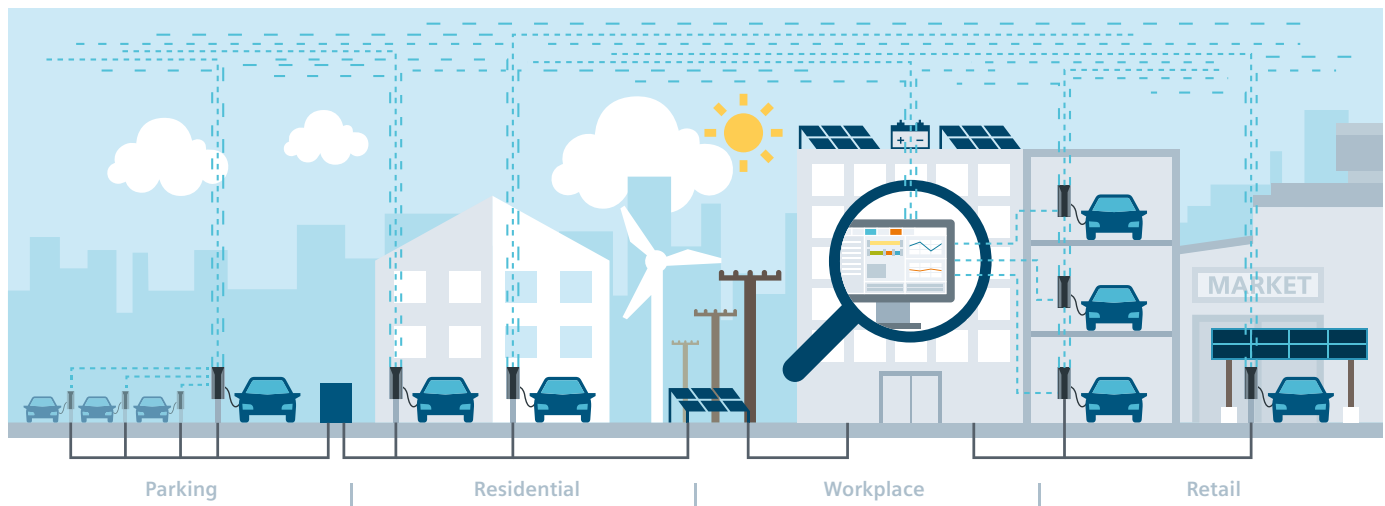
[siemens.ca/versicharge](https://www.siemens.ca/versicharge)

Powerful, versatile, cost-efficient

The VersiCharge AC series

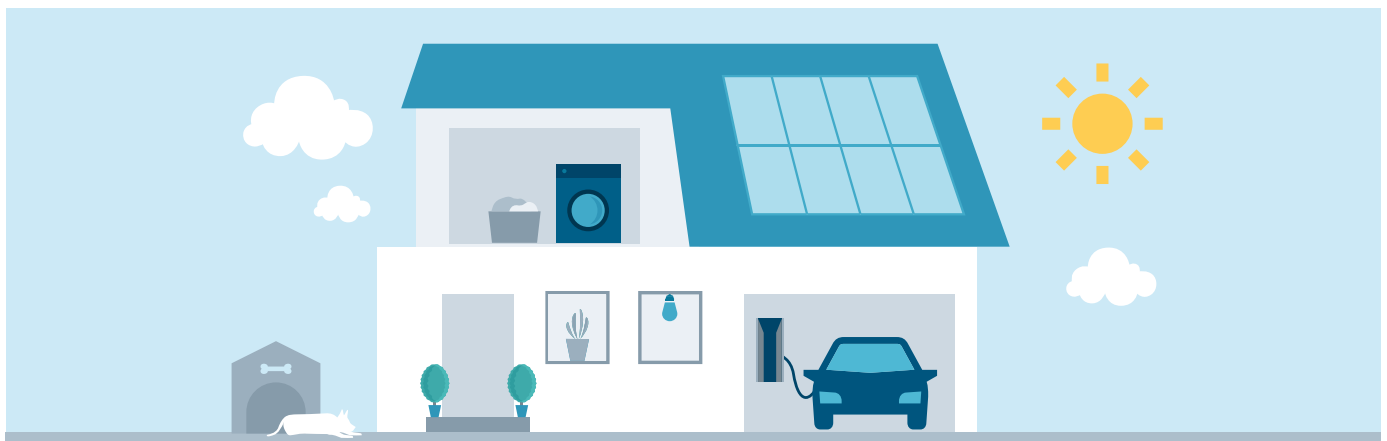
Siemens VersiCharge chargers have stood for superior quality, ruggedness, and proven technology for more than a decade and have reliably provided millions of charges to EV (electric vehicle) drivers worldwide. The new third generation VersiCharge AC charger is continuing this tradition with numerous groundbreaking enhancements, a fresh and appealing design, and up to 11.5 kW of AC (alternating current) charging power. Providing various communication options, including the option to establish a parent-child configuration.

The VersiCharge AC charger can be connected to the customer's preferred back-end system making it scalable and cost-efficient. It also offers revenue-accurate metering and can interact with building management system, such as Siemens Designo for dynamic load management that smartly adjusts as building energy demand changes. The rugged and slender VersiCharge AC charger is suitable for both indoor and outdoor use and can either be mounted on a wall or supplementary post.



The ideal solution for any application

Uniquely tailored for both commercial and home charging, VersiCharge AC charger comes with an easy-to-use mobile application and can charge any standard EV with just a tap of a button from your phone. VersiCharge AC home charger is energy star certified, and offers you cutting edge technology with the most affordable pricing.



VersiCharge AC Series – Technical data

Features and functions								
Charging mode	Level 2							
Vehicle connection	J1772 plug with 20 ft cable, 40/48 A / integrated cable management							
AC power output	Single phase up to 9.6 kW (40 A) or 11.5 kW (48 A)							
Mounting options	Wall and post mounting, see accessories							
Touch Button	Time delay, return to max power level, reset ground fault							
Charging status LEDs	Power, Cold start, time delay, charging state, reduced power level, authentication							
Communication status LEDs	Connected / not connected during operation, signal strength during commissioning							
Parent / child	Connect up to 10 child units by Wi-Fi (200 ft line of sight) and 24 child units by serial Modbus RS485. Each unit is provided with one Ethernet port.							
Load management	via OCPP or via Modbus							
Communication								
Interfaces	Ethernet, Wi-Fi, Modbus RS-485, Modbus TCP/IP, for parent units additionally LTE, WCDMA							
User authentication	RFID (local Whitelist, MiFare), ready for plug-and-charge acc. to ISO 15118 (upgradeable OTA)							
Configuration	via Siemens mobile app							
Back-end protocol	OCPP 1.6, upgrade-able to OCPP 2.0							
Software upgrade	over the air (OTA)							
Electrical design								
Power supply voltage	Single phase: 208 V / 240 V AC, 60 Hz							
Rated current settings (A)	12, 16, 24, 32, 40, 48							
Cross wire section	Single phase: 8 Awg / 6 Awg (75C rated wire)							
Network type	Single phase / split phase							
Energy metering	revenue accurate, ANSI C12.20 compliant metering							
Ground fault protection	20 mA							
DC residual current monitoring	Not applicable							
Over voltage protection	Under voltage: 167 V (min. 80 V) / over voltage: 267 V (max. 275 V)							
Over current protection	Current +10% above configured threshold, min. +2A, 5 seconds							
Operating altitude	9,840 ft							
General design								
Environmental rating	Indoor and Outdoor, NEMA 4, IK 10							
Dimensions (HxWxD)	40.9 x 18.1 x 9.6 (cm) / 16.10 x 7.09 x 3.78 (in)							
Weight	7.7 (kg) / 17 (lbs)							
Ambient conditions	Operating temperature: -35°C to 50°C (-31°F to 122°F), Storage Temp.: -40°C to 60°C (-40°F to 140°F), 98% non condensing							
Colours	Silver Metallic (Pantone 10077), Black holster							
Certificates and standards								
cUL listed	according to UL 1998, UL 991, UL2594/CSA C22.2 No.280/NMX-J-677-ANCE, UL 2231-1/CSA C22.2 No.281.1/NMX-J-668-1, UL 2231-2/CSA C22.2 No.281.2/NMX-J-668/2-ANCE, UL 2251/CSA C22.2 No.282/NMX-J-678-ANCE							
EMC	FCC Part 15.247, FCC Part 15B, FCC Part 15C							
	Max. current	Model number	HW ready for ISO 15118	Wi-Fi and Ethernet	Modbus RTU / TCP	RFID identification	Revenue grade metering	LTE WCDMA
Residential versions	Basic	40 A	8EM1312-4AF10-0AA3	–	–	–	–	–
		48 A	8EM1312-5AF10-0AA3	–	–	–	–	–
	High End	40 A	8EM1312-4CF18-0FA3	✓	✓	–	–	–
		48 A	8EM1312-5CF18-0FA3	✓	✓	–	–	–
Commercial versions	Child	40 A	8EM1310-4CF14-0GA0	✓	✓	✓	✓	–
		48 A	8EM1310-5CF14-0GA0	✓	✓	✓	✓	–
	Parent	40 A	8EM1310-4CF14-1GA1	✓	✓	✓	✓	✓
		48 A	8EM1310-5CF14-1GA1	✓	✓	✓	✓	✓

**Published by:
Siemens 2020**

Siemens Canada Limited
Electrical Products
1577 North Service Road East
Oakville, ON L6H 0H6

Customer Interaction Centre
(888) 303-3353
cic.ca@siemens.com

Printed in Canada.
©2020 Siemens Canada Limited
Order No.: SI-EP-1683
siemens.ca/versicharge

The technical data presented in this document is based on an actual case or on as-designed parameters and therefore should not be relied upon for any specific application and does not constitute a performance guarantee for any projects. Actual results are dependent on variable conditions. Accordingly, Siemens does not make representations, warranties, or assurances as to the accuracy, currency or completeness of the content contained herein. If requested, we will provide specific technical data or specifications with respect to any customer's particular applications. Our company is constantly involved in engineering and development. For that reason, we reserve the right to modify, at any time, the technology and product specifications contained herein.

