



[Siemens.com/mobility](http://Siemens.com/mobility)

## QNNMD1 Relay

A twin, double wound, dc neutral relay


### General data

Contact Arrangement:	2 x 4F 3B
Nominal Rated Voltage:	50 V dc
Approximate Weight:	1.2 kg

Note: Refer to the following data sheets:

- 7-1-1 for general information and contact ratings.
- 7-2-1 for dimensions.
- 8.2 for tools.
- 8.3 for plugboard and connector details.

Refer overleaf for specific data.



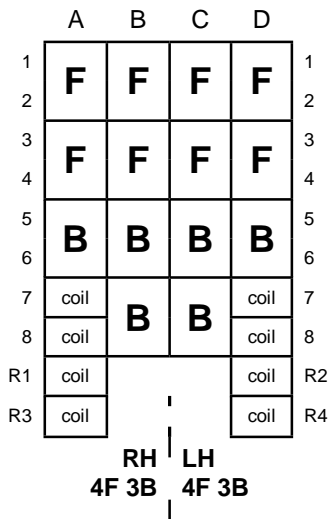
Typical Twin Coil Relay

### Description

This unit comprises two double wound electrically independent relays mounted side-by-side on a single base. Each relay can be operated by either of its two windings.

Contacts are silver to silver, for use in non-vital switching circuits.

## Contact layout viewed from rear



## Packaging

Q-Relays are packed in a carton holding ten relays; the same container is used for quantities of four to nine relays. Quantities less than four are packed individually in cardboard boxes, as are all train-carried relays. Each container has a bar-coded label affixed to the outside, stating details of the packaged relay(s) and the quantity therein.

## EMC Compliance

Q-Relays comply with the relevant emission requirements of EN 55014. It is considered that these relays have inherent immunity to in-service electro-magnetic disturbance.


A Technical Certificate for EU Directive on EMC (89/336/EEC) has been obtained.

## Technical data

SIEMENS Part No. (PAD No.)	CONTACT ARRANGEMENT	RATED VOLTAGE (V dc)	PIN CODE	COIL RES (OHMS)	WDG SPEC 1/108/-	MAX FULL OP. (V dc)	MIN REL (V dc)	PLUGBOARD	RECD No. OF CONNECTORS J4137/3	REMARKS
B18544/1	4F 3B LH & RH	50	1045 CGKMN	1000 2200	81	40	7.5	J4138/225	36	----



Un-drilled plugboard  
Part No. E7218/1



Representation of Relay,  
Plugboard and Retaining clip  
(Clip Part No. J4136/1)