

SIEBREAK™

Medium-voltage metal-enclosed switchgear

Up to 15 kV, 1,200 A, 95 kV BIL
usa.siemens.com/mvswitchgear

Siemens type SIEBREAK load-interrupter switchgear is a modular assembly of switches, fuses, and bus assemblies that are fully integrated both mechanically and electrically to provide the highest level of medium-voltage circuit protection.

Features and benefits:

- 5 kV and 15 kV voltage classes
- 600 A and 1,200 A continuous current
- Non-fused or current-limiting fused
- Indoor type 1 enclosure
- Single, duplex, and selector switch types
- Large 8" x 18" (203 mm x 457 mm) viewing window

- Hinged, grounded metal barrier in front of switch blades
- 11-gauge doors, covers, and barriers
- Silver-plated copper bus
- Provisions for key interlocking
- Mechanical door and switch interlock
- Upper and lower ventilation louvers
- Glass-polyester bus supports
- Non-corrosive nameplate
- Space heater with thermostat (optional)
- NEMA CC1 hole patterns for cable termination.
- Trained and certified local personnel in U.S. available for start-up, commissioning, and maintenance.

Optional:

- UL or C-UL Listing
- Explosion fuses or current-limiting fuses
- Indoor type 2 drip-proof enclosure
- Indoor type 12 dust-resistant enclosure
- Outdoor non-walk-in type 3R enclosure
- Motor-operated mechanism
- High-track resistance bus supports
- Auxiliary switches (2 NO-2 NC)

SIEMENS

- Fuse-monitoring system (FMS) with blown-fuse indication and blown-fuse trip
- Mimic bus
- Ground studs
- Screens and filters (indoor)
- Tin-plated copper bus.

Standard outdoor features:

- Long-life space heaters (half-voltage)
- Bottom cover plate
- Externally removable filters
- 6" (152 mm) formed steel base.

Standards:

The equipment meets or exceeds applicable standards from ANSI, IEEE, CSA, EEMAC, and NEMA.

Technical ratings

Characteristics	Unit	Voltage class							
Rated maximum voltage	kV	5.0	5.0	5.0	5.0	15.0	15.0	15.0	15.0
Rated continuous current	A	600	600	1,200	1,200	600	600	1,200	1,200
Rated lightning impulse-withstand voltage	kV peak	60	60	60	60	95	95	95	95
Momentary current (unfused) asymmetrical	rms kA	39	59	39	59	39	59	39	59
Short-time current, 2 seconds symmetrical	rms kA	25	38	25	38	25	38	25	38

Standard configuration

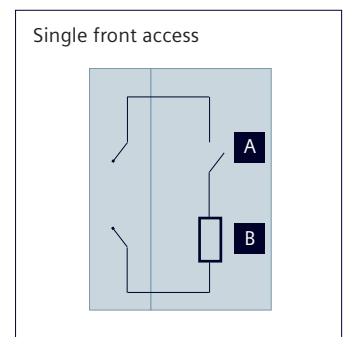
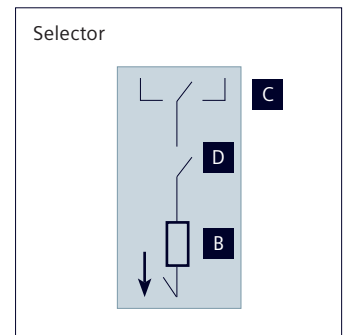
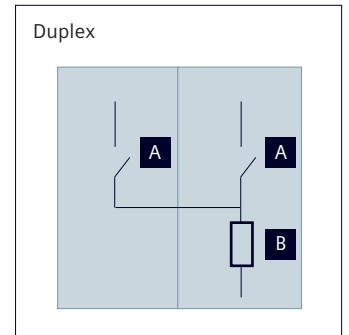
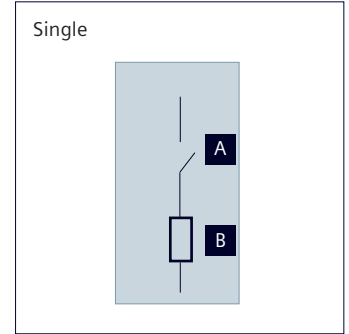
	Single	Duplex	Selector	Lineup
Types 1, 2, 12, and 3R enclosure	•	•	•	•
36" (914 mm) wide types 1, 2, 12, and 3R	•		•	
72" (1,829 mm) wide		•		
60" (1,524 mm) wide for front-access design	•			•
2.62" (67 mm) width transition to dry-type transformer for type 3R outdoor	•	•	•	
18" (457 mm) width transition to liquid-filled transformer	•	•	•	
92" (2,337 mm) height types 1 and 12 enclosures	•	•	•	•
105" (2,667 mm) height type 3R enclosure	•	•	•	•
99" (2,515 mm) height type 2 enclosure	•	•	•	•
62" (1,575 mm) depth standard types 1, 2, and 12 enclosure	•			•
72" (1,829 mm) depth for types 1, 2, and 12 (optional)		•	•	
72" (1,829 mm) depth for type 3R enclosure	•	•	•	•
56" (1,422 mm) depth for front-access design	•			•

Applications:

- Standalone bay
- Transformer primary
- Lineups.

Modular configurations to mount:

- Surge arresters
- Instrument transformers
- Control power transformers
- Power meters
- Other auxiliary equipment.



Legal Manufacturer

Siemens Industry, Inc.
7000 Siemens Road
Wendell, North Carolina 27591
United States of America

Telephone: +1 (800) 347-6659
usa.siemens.com/mvswitchgear

Order No. EMMS-B40045-02-4AUS
© 08.2021, Siemens Industry, Inc.

This document contains a general description of available technical options only, and its effectiveness will be subject to specific variables including field conditions and project parameters. Siemens does not make representations, warranties, or assurances as to the accuracy or completeness of the content contained herein. Siemens reserves the right to modify the technology and product specifications in its sole discretion without advance notice.

Item	Description
A	600 A or 1,200 A interrupter switch
B	Fuses
C	600 A no-load selector switch
D	600 A interrupter switch