



Gas-Insulated Switchgear **8DJH Compact** for Secondary Distribution Systems **up to 24 kV**

[siemens.com/8DJHcompact](https://www.siemens.com/8DJHcompact)

SIEMENS

I Maximum functionality on minimum space



The perfect retrofit solution for existing buildings



Space-saving design for compact substations



Easy integration in Smart Grids

8DJH Compact switchgear from Siemens is a factory-assembled, three-pole, metal-enclosed, gas-insulated medium-voltage switchgear for indoor installation. It is used in public and industrial energy systems of the secondary distribution level.

Thanks to its compact dimensions, it can be easily installed in new substations, and is the ideal retrofit switchgear for replacing and upgrading the existing equipment. As a result, additional space can be created for digitalization.

In case of an internal arc fault, the 8DJH Compact with its various pressure relief options fits perfectly into the existing infrastructure. With the optional pressure absorber system, the physical effects on the structure of the substation are reduced significantly.

The 8DJH Compact can be equipped with motor operating mechanisms, integrated sensors, innovative electronic indicators, and IoT-capable communication units. This provides multiple intelligent and digital solutions.


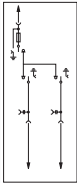

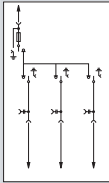
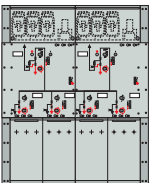
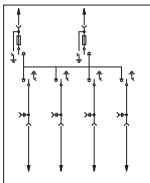
The 8DJH Compact is part of the proven 8DJH product family. It is maintenance-free, type-tested according to the current IEC/EN 62271-200 standard, and provides a high level of personal and operational safety. The hermetically welded stainless-steel vessel makes the high-voltage parts of the 8DJH Compact switchgear insensitive to environmental influences.

Advantages at a glance

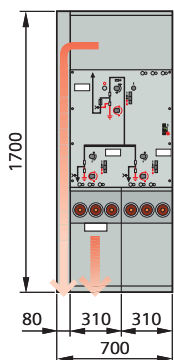
- Compact design
- Perfect for retrofit
- Pressure absorber system available
- Ready for digitalization
- Reliable and safe operation

Technical data and product range

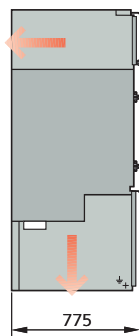
Technical data		
Rated voltage	Up to 17.5 kV	Up to 24 kV
Frequency	50/60 Hz	
Busbar system	Single busbar	
Rated normal busbar current	Up to 630 A	
Rated normal feeder current	Up to 630 A	
– For ring-main feeder	Depending on the HV HRC fuse-link	
– For transformer feeder		
Rated short-time withstand current	Up to 21 kA 3 s or up to 25 kA 1 s	Up to 21 kA 3 s
Internal arc classification	IAC A F or FL or FLR up to 21 kA 1 s	
Insulating system	Switchgear vessel filled with SF ₆	

Product range	Installation dimensions		
	1700 mm overall height (optional 1400 mm possible)	Width in mm (design with IAC A FL or FLR)	Width in mm (design with IAC A F)
RRT 2 ring-main feeders, 1 transformer feeder			700
RRT-R 3 ring-main feeders, 1 transformer feeder			1010
RRT-RRT 4 ring-main feeders, 2 transformer feeders			1400
			620
			930
			1240

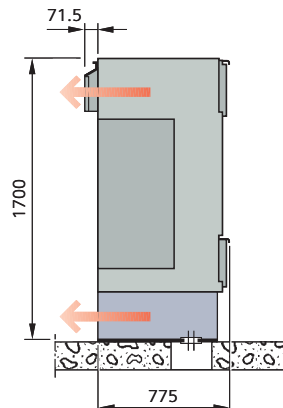
Pressure relief options



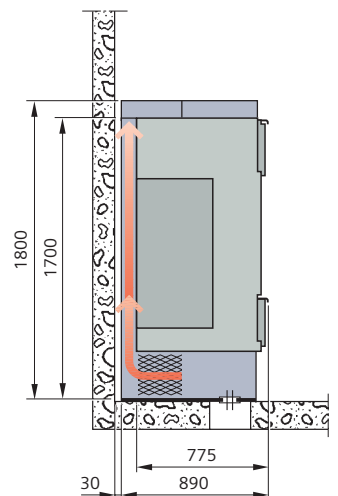
Pressure relief downwards for all panels



Pressure relief downwards (panel type R) and to the rear (panel type T)



Pressure relief to the rear for all panels



Pressure relief upwards through absorber for all panels

**Published by
Siemens AG**

Smart Infrastructure
Distribution Systems
Mozartstraße 31 C
91052 Erlangen, Germany
[siemens.com/8DJHcompact](https://www.siemens.com/8DJHcompact)

**For the U.S.
published by**

Siemens Industry Inc.
100 Technology Drive
Alpharetta, GA 30005
United States
Article No. SIDS-B10080-00-7600
VO 2101351 en DS 09.21 0.0

Smart Infrastructure intelligently connects energy systems, buildings and industries, enhancing the way we live and work to significantly improve efficiency and sustainability.

We work together with customers and partners to create an ecosystem that both intuitively responds to the needs of people and helps customers achieve their business goals.

It helps our customers to thrive, communities to progress and supports sustainable development to protect our planet for the next generation.

Creating environments that care.
[siemens.com/smart-infrastructure](https://www.siemens.com/smart-infrastructure)



Status 09/2021

Subject to changes and errors. The information given in this document only contains general descriptions and/or performance features which may not always specifically reflect those described, or which may undergo modification in the course of further development of the products. The requested performance features are binding only when they are expressly agreed upon in the concluded contract.

© Siemens 2021