

SIEMENS

CATALOG NO. 3F3Y030D16

SERIAL NO.

SERIES H

30 kVA 60 Hz 3 PHASE

4.1 % IMP AT 170 °C

150 °C RISE

30 °C AVG. AMBIENT

220 °C TEMP CLASS

40 °C MAX. AMBIENT

PRIMARY (H1 H2 H3) 480V V 10 kV BIL

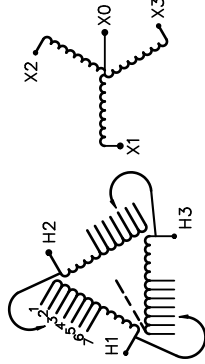
SECONDARY(X0 X1 X2 X3) 208Y/120V V 10 kV BIL

WINDING MATERIAL AL

ENCLOSURE TYPE 3R WEIGHT 335 LBS

ENERGY EFFICIENCY EXCEEDS CSA DOE 10 CFR PART 431:2016


SPACINGS BETWEEN ANY VENTILATED ENCLOSURE, PANEL AND ANY ADJACENT WALL SHALL BE A MINIMUM OF 3 INCHES



VOLTS	CONNECT
504	1
492	2
480	3
468	4
456	5
444	6
432	7



TYPE K



SEISMIC QUALIFICATIONS, FLOOR MOUNT ONLY
OSP-0136-10 IBC 2012/ASCE 7-10
SDS<=2.0g Z/h=1 Ip=1.5

SUITABLE FOR INDOOR OR OUTDOOR LOCATIONS BEFORE HANDLING, INSTALLING AND OPERATING, SEE INSTRUCTION MANUAL

NEMA Class ANN Dry Type Transformer Siemens Industry, Inc. Norcross, GA ds00066

Confidential - Property of Siemens Industry, Inc.

REVISION	DATE	BY	DATE	BY
		DRAWN	15/11/09	JW
		CHEK'D		
		VERIF'D		

CUSTOMER

ORDER NO.

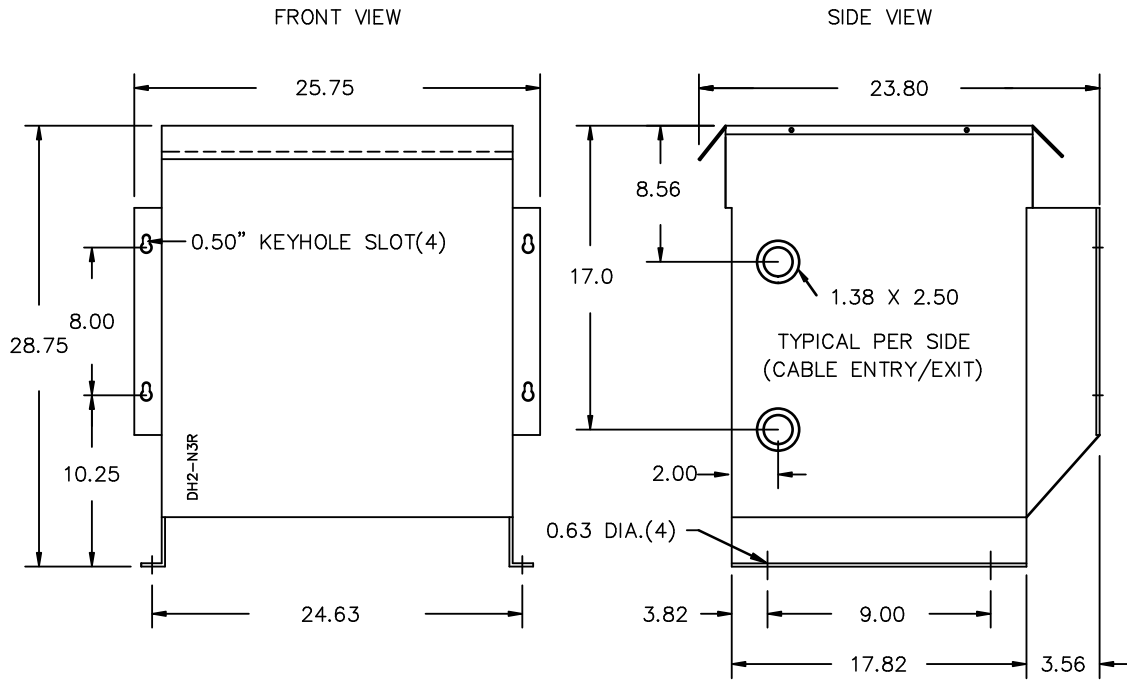
DWG. NO.

3F3Y030D16

SH 1 OF 2



3F3Y030D16



All Dimensions in inches

ENCLOSURE COLOR : ANSI 61 GREY – OUTDOOR

H.V.1. TERMINAL DETAIL

L.V.1. TERMINAL DETAIL

MECHANICAL TYPE LUGS INCLUDED
SUITABLE FOR #14-2 CU/AL
CONDUCTORS
1 CONDUCTOR PER PHASE

MECHANICAL TYPE LUGS INCLUDED
SUITABLE FOR #2/0-14 CU/AL
CONDUCTORS
1 CONDUCTOR PER PHASE

CUSTOMER NOTES:

- HV1 TERMINATED AT TOP FRONT
- LV1 TERMINATED AT BOTTOM FRONT

Confidential – Property of
Siemens Industry, Inc.

REVISION	DATE	BY	DATE	BY	CUSTOMER
			DRAWN 15/11/09	JW	
			CHEK'D		
			VERIF'D		
					ORDER NO.
					DWG. NO. 3F3Y030D16
					SH 2 OF 2