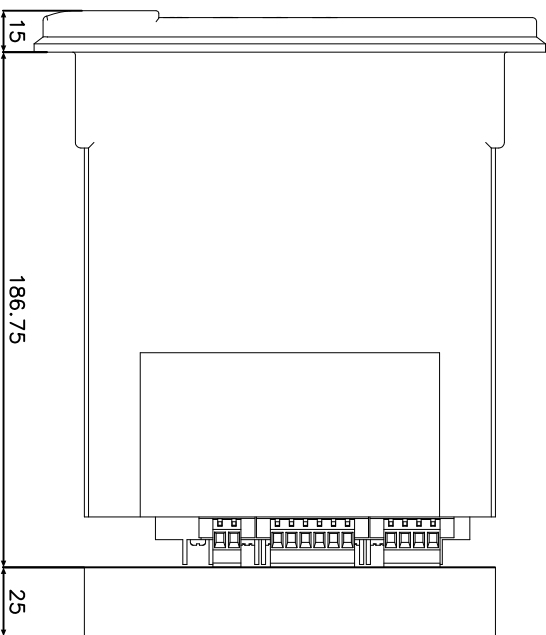
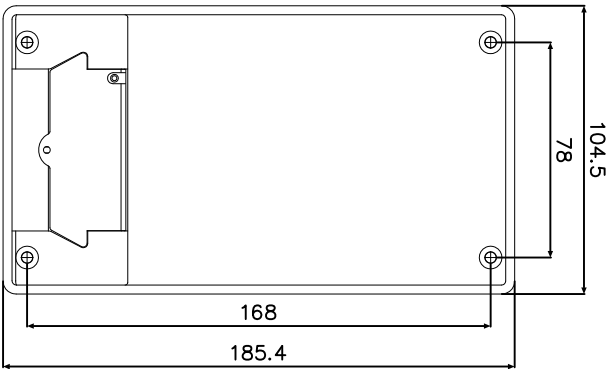
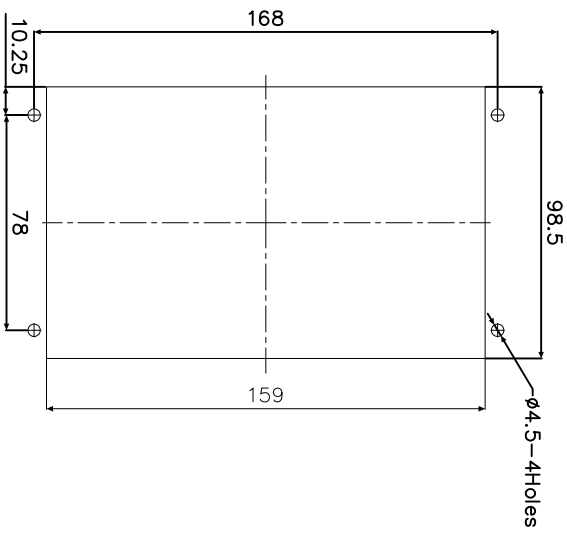


1 IF IN DOUBT ASK
2 DO NOT SCALE



PANEL CUT-OUT

25mm CLEARANCE
FOR TERMINAL
WIRING

**NOT SUBJECT TO UPDATE
ONCE COPIED / PRINTED
OR DOWNLOADED**

NOTE:
THE $\phi 4.5$ HOLES TO BE CLEARANCE AND RELAYS
MOUNTED USING M4 MACHINE SCREWS,NUTS AND
LOCKWASHERS(SUPPLIED IN PANEL FIXING KIT)

MATERIAL: MATERIAL.

Dimensions in millimetres : Surface texture in micrometres.
Machine where marked ✓

For explanation of dimensions, tolerances, notes etc. see B.S.308.
Limit on untoleranced unmachined dimensions \pm

Limits on untoleranced machined dimensions to B.S.4500:
i.e. up to 6 \pm 0.1; over 30 to 120 \pm 0.3; over 315 \pm 0.8;

over 6 to 30 \pm 0.2; over 120 to 315 \pm 0.5;
General unmachined angular tolerance \pm

DRAWN VENKATESH CHECKED MANIKANDAN APPROVED N.C

Copyright © YEAR Siemens Protection Devices Ltd. Hebburn

Title:
OVERALL DIMENSIONS AND PANEL DRILLING
FOR 7SR45 RELAY

SIEMENS PROTECTION DEVICES LTD.

Original Scale.
NTS

Dwg. No.
2995X10023

ISSUE	MODIFY	CHANGE
DATE	DATE	NOTED



Finish:
Treatment:

DATE 05/09/08 IE OPS PCP

Purch.Spec. TQ

EAC

EAC. CE

STD

A3