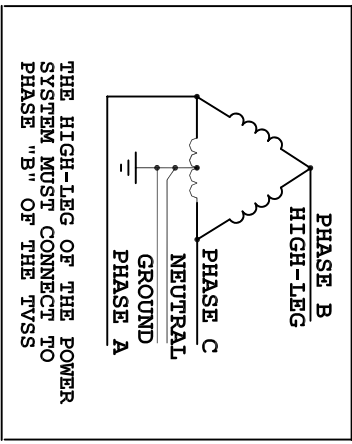
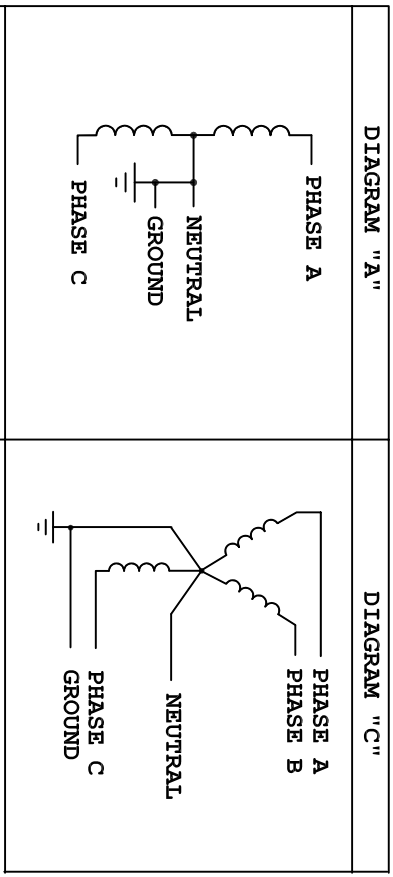
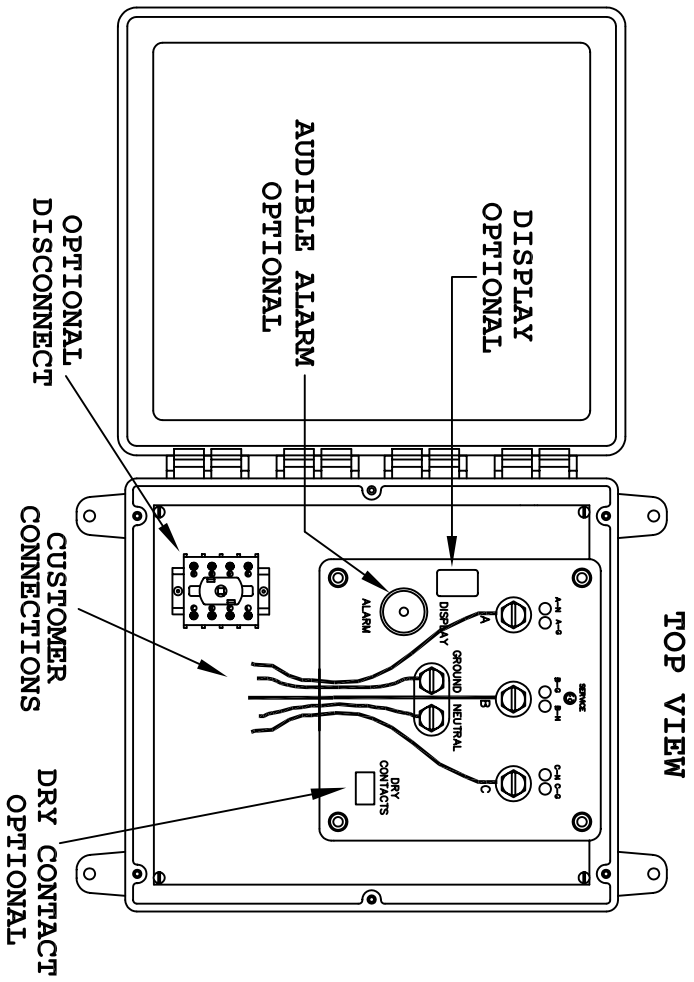


**TRANSIENT VOLTAGE SURGE SUPPRESSOR (TVSS)
TPS16 SERIES WIRING DIAGRAMS**



MODEL NUMBER	VOLTAGE CODE	SERVICE VOLTAGE	SCHEMATIC DIAGRAM
TPSA16	A	120/240V, 1 PHASE, 3 WIRE	A
TPSB16	B	240/120V, 3 PHASE, 4 WIRE	B
TPSC16	C	208Y/120V, 3 PHASE, 4 WIRE	C
TPSE16	E	480Y/277V, 3 PHASE, 4 WIRE	C
TPSK16	K	380Y/220V, 3 PHASE, 4 WIRE	C
TPSR16	R	415Y/240V, 3 PHASE, 4 WIRE	C
TPSS16	S	400Y/230V, 3 PHASE, 4 WIRE	C



- INSTALLATION NOTES:**
1. RECOMMENDED WIRE SIZE: #8 AWG (15MM²) COPPER WIRE FOR PHASE, NEUTRAL AND GROUND CONNECTIONS.
 2. RECOMMENDED BREAKER SIZE: 30-50 AMP CIRCUIT BREAKER.

SIEMENS ENERGY & AUTOMATION, INC.
DWG NO. 43ATPS16E
SERIES TPS16