


SIEMENS



[siemens.com/transformers](https://www.siemens.com/transformers)

Transforming difficult installations
into perfect solutions.

GEAFOL standard housing

The inexpensive solution

GEAFOL® cast-resin transformers have been designed for decentralized installation directly at the load centers for electric power consumers. To provide protection for the transformers against environmental influences as well as to prevent people from coming into contact with the transformer, we have designed an inexpensive solution – the GEAFOL standard housing.



Comprehensive – for indoors and outdoors

The housing has been designed for freestanding GEAFOL cast-resin transformers in electrical locations, whether installed indoors (degree of protection IP 20 or IP 23) or outdoors (IP 23). There are five sizes covering transformer ratings from 100 to 2500 kVA. For higher ratings the housing is individually sized to the transformer's dimensions.

Light, stable and easy to assemble

The lightweight housing is made of self-supporting sheet-steel components so that it is inherently stable. The housing can be assembled within a short time with no need for any special training. The housing is mounted around the already installed transformer by bolting the sheets together. Four rag bolts are used to anchor it to the floor.

There are no mechanical connections to the transformer (for noise isolation).

Corrosion-resistant

The sheet-steel parts of the housing for indoor installation have a plastic coating (standard colour RAL 7032). The sheet-steel parts of the housing for outdoor installation are galvanized in addition. The ventilation slots are made of saltwater-proof, polished aluminum sheets with no paint finish.

Fully equipped

The end walls are each fitted with an earthing contact. All parts of the housing are grounded with grounding bolts.

The standard version of the housing is equipped with two cable brackets for cables brought in from below. The cables are led to the transformer terminals within the housing. For connections brought in from above or from the side, cutouts or flange frames may be provided in the roof or the side walls, upon request.

Well ventilated

The natural ventilation within the housing has been designed to ensure that output is not reduced below an IP 00 degree of protection (see transformers listed in the table next page).

Easy to transport

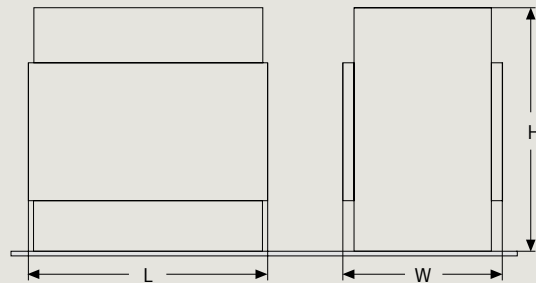
The housing construction kits are light and compact, which makes them simple and inexpensive to transport. Delivery on pallet.

Dimensions and weights



In addition to the standard housings we also supply housings with framework construction and doors, which can also be fitted with roof fans. These housing types can be installed in combination with low and medium-voltage cabinets. Furthermore we offer housings with air-water-cooling (heat exchanger). Housings in accordance with NEMA/IEEE are also available.

Please contact us for more information.



Housing size Degree of protection	Maximum housing dimensions [mm]				Housing weight [kg]	
	IP 20/23		IP 20	IP 23	IP 20	IP 23
	L	W	H	H		
1	1390	1010	1335	1395	121	134
2	1860	1280	1535	1595	177	207
3	1860	1280	1885	1945	211	247
4	2120	1500	2120	2225	252	302
5	2360	1500	2340	2495	290	370

Table 1: Indoor

Housing size Degree of protection	Maximum housing dimensions [mm]			Housing weight [kg]
	IP 23			
	L	W	H	
1	1440	1070	1540	153
2	1880	1320	1845	233
3	1880	1320	2245	267
4	2240	1540	2480	325
5	2380	1540	2950	392

Table 2: Outdoor

Housings for GEA FOL Standard types and GEA FOL Basic

Rated power S_r [kVA]	Rated voltage HV U_r [kV]	Type ***)	Housing size
100	10	4GB50 44-3CY	1
	20	4GB50 64-3CY	2
	10	4GB50 44-3DY	1
	20	4GB50 64-3DY	2
	10	4GB50 44-3GY	1
	20	4GB50 64-3GY	2
	10	4GB50 44-3HY	1
	20	4GB50 64-3HY	2
160	10	4GB52 44-3CY	1
	20	4GB52 64-3CY	2
	10	4GB52 44-3DY	1
	20	4GB52 64-3DY	2
	10	4GB52 44-3GY	1
	20	4GB52 64-3GY	2
	10	4GB52 44-3HY	1
	20	4GB52 64-3HY	2
250	10	4GB54 44-3CY	2
	20	4GB54 64-3CY	2
	10	4GB54 44-3DY	2
	20	4GB54 64-3DY	2
	10	4GB54 44-3GY	2
	20	4GB54 64-3GY	2
	10	4GB54 44-3HY	2
	20	4GB54 64-3HY	2
315	10	4GB55 44-3CY	2
	20	4GB55 64-3CY	2
	10	4GB55 44-3DY	2
	20	4GB55 64-3DY	2
	10	4GB55 44-3GY	2
	20	4GB55 64-3GY	2
	10	4GB55 44-3HY	2
	20	4GB55 64-3HY	2
400	10	4GB56 44-3CY	2
	20	4GB56 64-3CY	2
	10	4GB56 44-3DY	2
	20	4GB56 64-3DY	2
	10	4GB56 44-3GY	2
	20	4GB56 64-3GY	2
	10	4GB56 44-3HY	2
	20	4GB56 64-3HY	2
500	10	4GB57 44-3CY	2
	20	4GB57 64-3CY	2
	10	4GB57 44-3DY	2
	20	4GB57 64-3DY	2
	10	4GB57 44-3GY	2
	20	4GB57 64-3GY	2
	10	4GB57 44-3HY	2
	20	4GB57 64-3HY	2

Rated power S_r [kVA]	Rated voltage HV U_r [kV]	Type ***)	Housing size
630	10	4GB58 44-3CY	2
	20	4GB58 64-3CY	2
	10	4GB58 44-3DY	2
	20	4GB58 64-3DY	2
	10	4GB58 44-3GY	3
	20	4GB58 64-3GY	2
	10	4GB58 44-3HY	2
	20	4GB58 64-3HY	2
800	10	4GB59 44-3CY	3
	20	4GB59 64-3CY	3
	10	4GB59 44-3DY	3
	20	4GB59 64-3DY	3
	10	4GB59 44-3GY	3
	20	4GB59 64-3GY	3
	10	4GB59 44-3HY	3
	20	4GB59 64-3HY	3
1000	10	4GB60 44-3CY	3
	20	4GB60 64-3CY	3
	10	4GB60 44-3DY	3
	20	4GB60 64-3DY	3
	10	4GB60 44-3GY	3
	20	4GB60 64-3GY	4
	10	4GB60 44-3HY	3
	20	4GB60 64-3HY	4
1250	10	4GB61 44-3DY	4
	20	4GB61 64-3DY	4
	10	4GB61 44-3HY	4
	20	4GB61 64-3HY	4
1600	10	4GB62 44-3DY	4
	20	4GB62 64-3DY	4
	10	4GB62 44-3HY	4
	20	4GB62 64-3HY	4
2000	10	4GB63 44-3DY	5
	20	4GB63 64-3DY	5
	10	4GB63 44-3HY	5
	20	4GB63 64-3HY	5
2500	10	4GB64 44-3DY	5
	20	4GB64 64-3DY	5
	10	4GB64 44-3HY	5 ¹⁾
	20	4GB64 64-3HY	5 ²⁾
>2500	Housings available on request		

Table 3: Selection Data *) **) ***)

*) Other versions and special equipment available on request

**) 30 kV series available on request

***) Identical to GT ... GEA FOL Basic

1) IP 20: Height + 100 mm

2) IP 20/IP 23I/IP 23 F: Width + 100 mm, Height + 100 mm

Standard housing selection data for GEAFOL transformers in accordance with the EcoDesign Directive

Rated power S_r [kVA]	Rated voltage HVU, [kV]	Type	Housing size
100	10	4GT5044-3FY	1
	20	4GT5064-3FY	2
160	10	4GT5244-3FY	2
	20	4GT5264-3FY	2
250	10	4GT5444-3FY	2
	20	4GT5464-3FY	2
315	10	4GT5544-3FY	2
	20	4GT5564-3FY	2
400	10	4GT5644-3FY	3
	20	4GT5664-3FY	3
500	10	4GT5744-3FY	3
	20	4GT5764-3FY	3
630	10	4GT5844-3EY	3
	20	4GT5864-3EY	3
800	10	4GT5944-3EY	3
	20	4GT5964-3EY	4
1000	10	4GT6044-3EY	3
	20	4GT6064-3EY	4
1250	10	4GT6144-3EY	4
	20	4GT6164-3EY	4
1600	10	4GT6244-3EY	4
	20	4GT6264-3EY	4
2000	10	4GT6344-3EY	4
	20	4GT6364-3EY	4
2500	10	4GT6444-3EY	5 ¹⁾
	20	4GT6464-3EY	5 ²⁾
>2500	Housings available on request		

Table 4: Selection Data *) **)

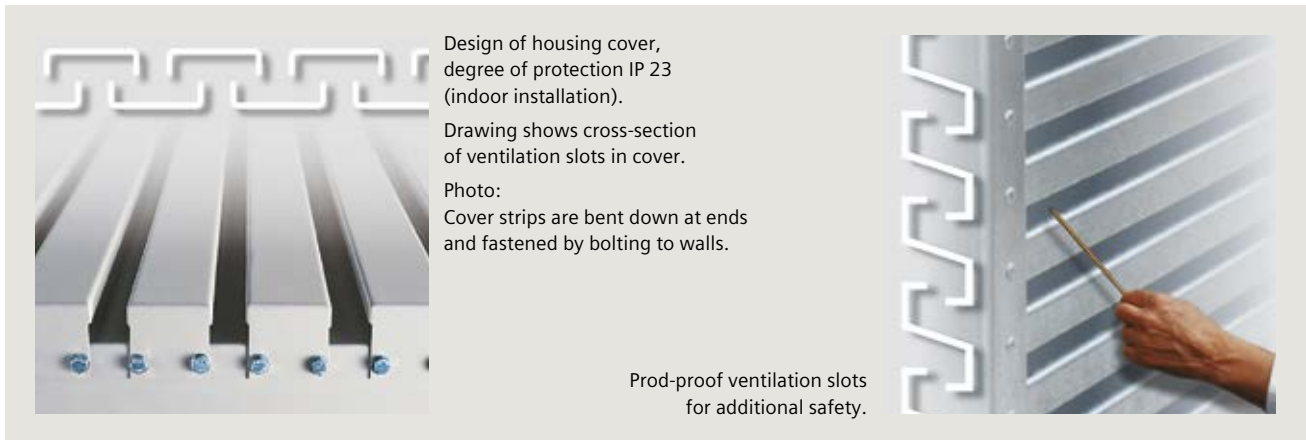
*) Other versions and special equipment available on request

**) 30 kV series available on request

1) IP 20: Height + 100 mm

2) IP 20/IP 23I/IP 23 F: Width + 100 mm, Height + 100 mm

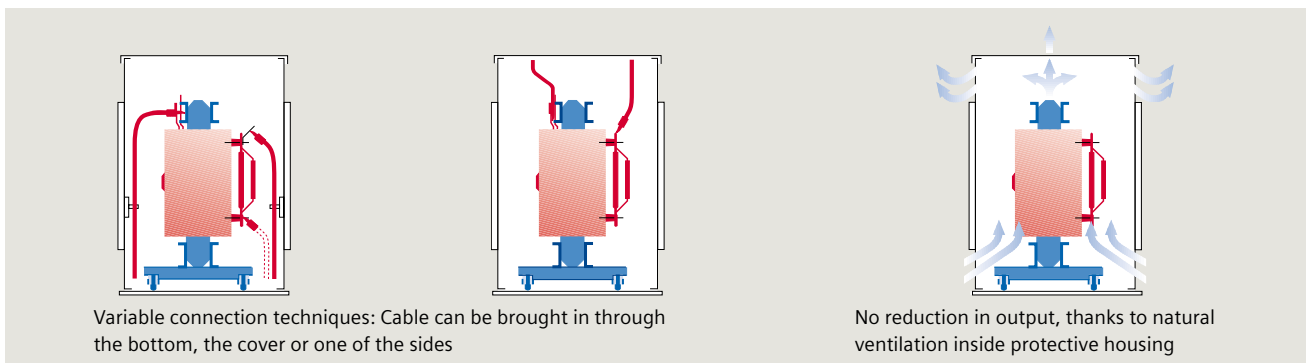
Standard housing



Installation	Indoors	Indoors	Indoors	Outdoors	
Degree of protection	IP 00	IP 20	IP 23	IP23	
Environmental conditions					
Locked electrical locations ¹⁾	●	●	●	●	
Electrical locations ¹⁾	–	●	●	●	
Water up to 60° to ⊥	–	–	●	●	
Snow	–	–	–	●	
Direct sunlight	–	–	–	●	
Salt-laden atmosphere	●	●	●	●	Special paint
Corrosive chemical environment	●	●	●	●	Special paint
Accidental contact	–	●	●	●	
Foreign bodies >12 mm dia.	–	●	●	●	
Prodding with wire	–	–	On request	●	

Table 5

1) According to VDE 0100 Parts 200 and 731



Published by
Siemens AG 2015

Energy Management Division
Freyeslebenstrasse 1
91058 Erlangen, Germany

Transformatorenwerk Kirchheim/Teck
Hegelstrasse 20
73230 Kirchheim/Teck, Germany
Phone: +49 (0) 7021 508-0
Fax: +49 (0) 7021 508-495

Siemens Transzformátor Kft.
1214 Budapest
II. Rákóczi Ferenc u.189., Hungary
Phone: +36 (1) 278 5300
Fax: +36 (1) 278 5335

For more information, please contact
our Customer Support Center.
Phone: +49 180/524 70 00
Fax: +49 180/524 24 71
(Charges depending on provider)
E-mail: support.energy@siemens.com

Article No. EMTR-B10004-01-4A00
Printed in Germany
Dispo 19201
TH 101-150774 WÜ WS 12151.0

Subject to changes and errors.
The information given in this document only contains general
descriptions and/or performance features which may not always
specifically reflect those described, or which may undergo
modification in the course of further development of the products.
The requested performance features are binding only when they
are expressly agreed upon in the concluded contract.