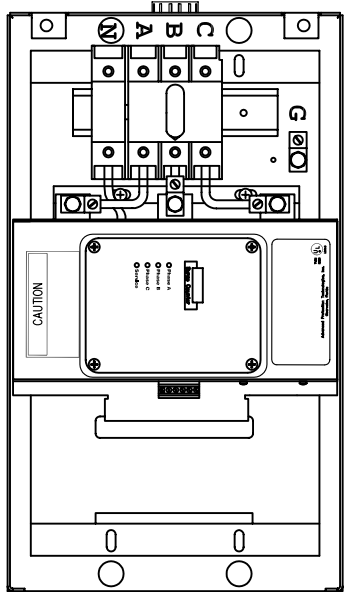
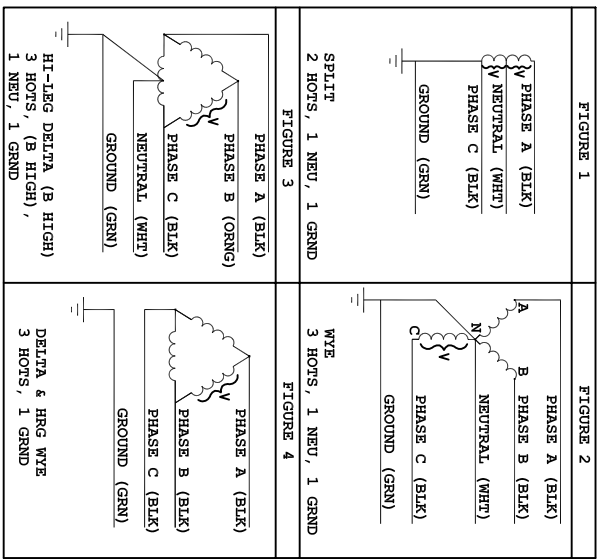
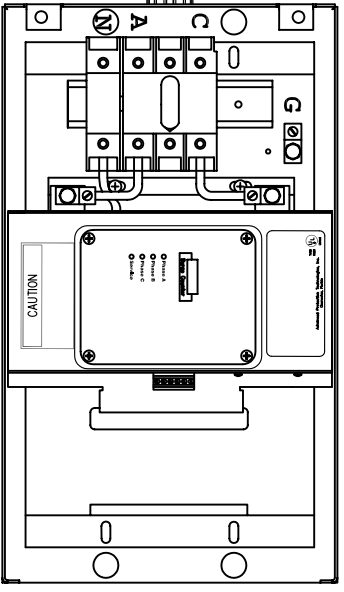


CUSTOMER CONNECTIONS PER FIGURES AT LEFT

THREE POLE



TWO POLE



MODEL	VOLTAGAGE CODE	SERVICE VOLTAGE	FIGURE
TPS3A05/L5	A	240/120V 1Ø, 3W Plus Ground	1
TPS3B05/L5	B	240/120V 3Ø, 4W Plus Ground High Leg Delta	3
TPS3C05/L5	C	208Y/120V 3Ø, 4W Plus Ground	2
TPS3D05	D	240V 3Ø, 3W Plus Ground	4
TPS3E05/L5	E	480Y/277V 3Ø, 4W Plus Ground	2
TPS3F05	F	480V 3Ø, 3W Plus Ground	4
TPS3G05	G	600V 3Ø, 3W Plus Ground	4
TPS3K05/L5	K	380Y/220V 3Ø, 4W Plus Ground	2
TPS3L05	L	600Y/347V 3Ø, 4W Plus Ground	2
TPS3S05/L5	S	400Y/230V 3Ø, 4W Plus Ground	2

Rev	C.N.	Date
△	-	Denotes latest changes.
□	-	Critical dimension.

H. DRICKENS 4/17/26
 PREPARED AND
 43D-TPS3-05-E
 NONE

Confidential - Property of
Siemens Industry, Inc.
 Building Technologies Division

TPS3-05 SERIES
 ELECTRICAL

SHEET 1 of 1