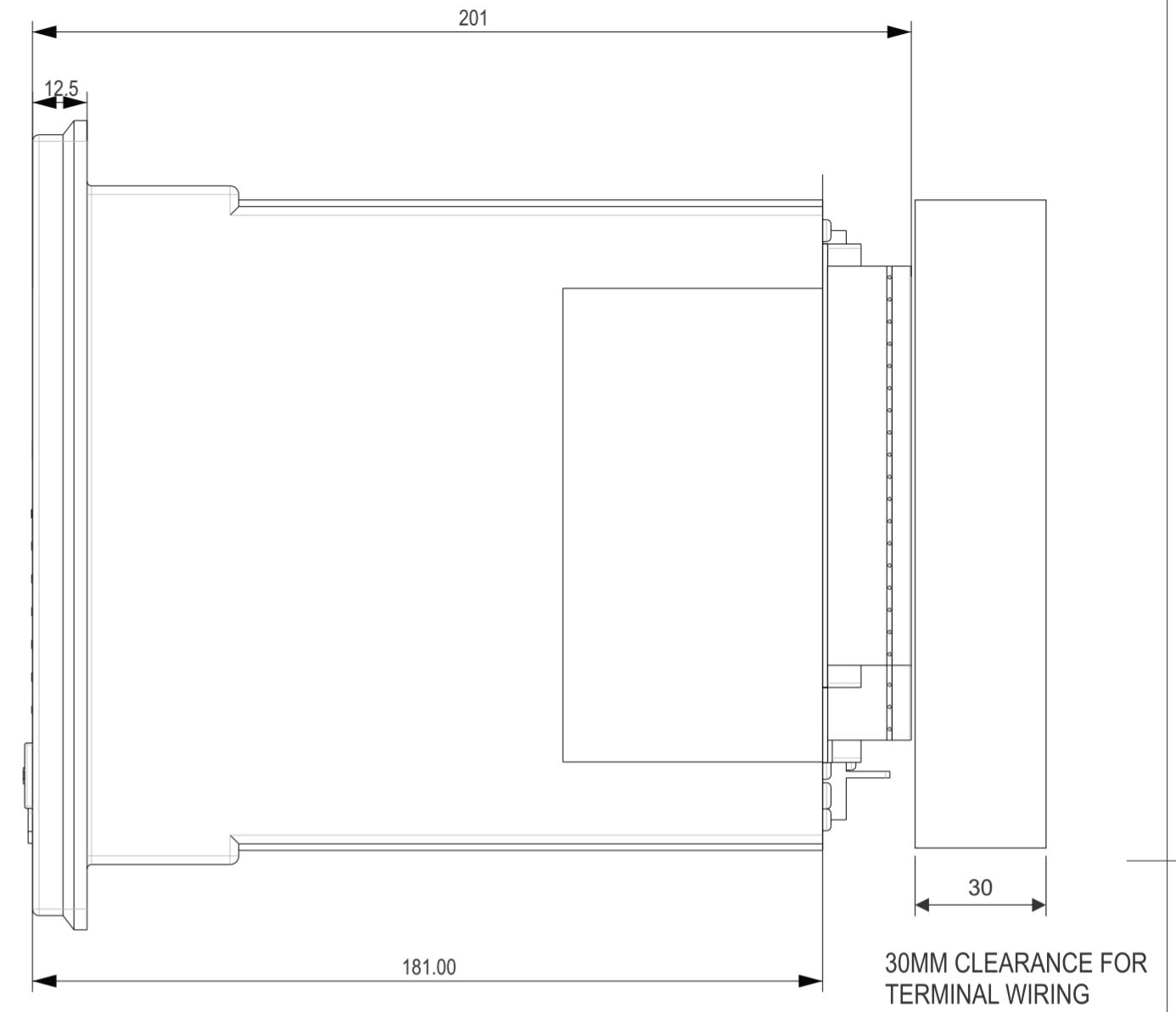
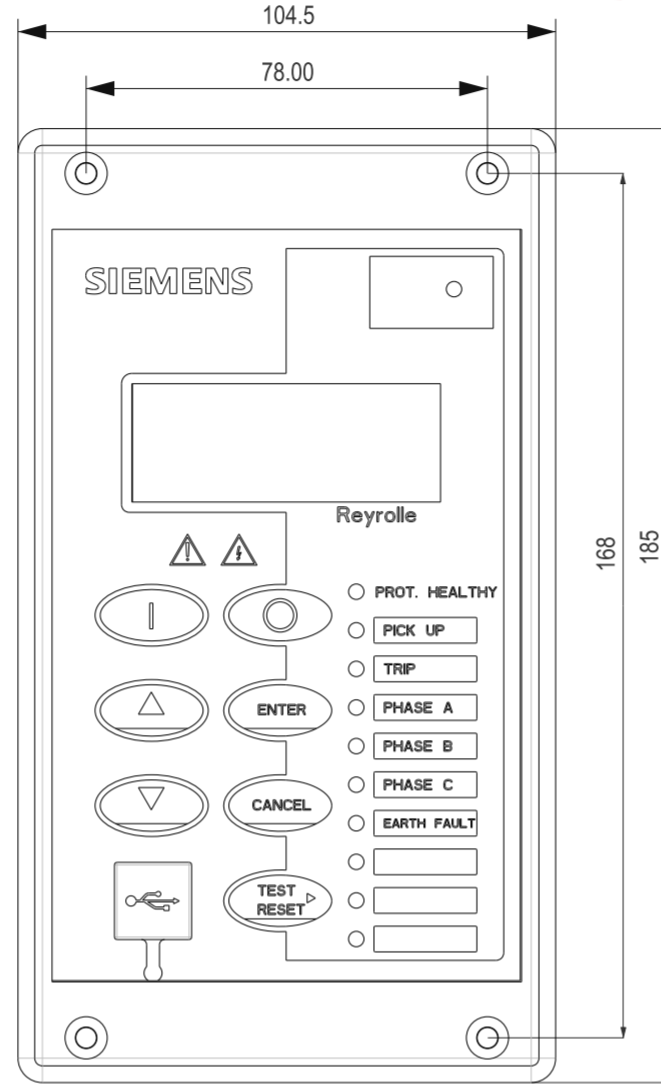
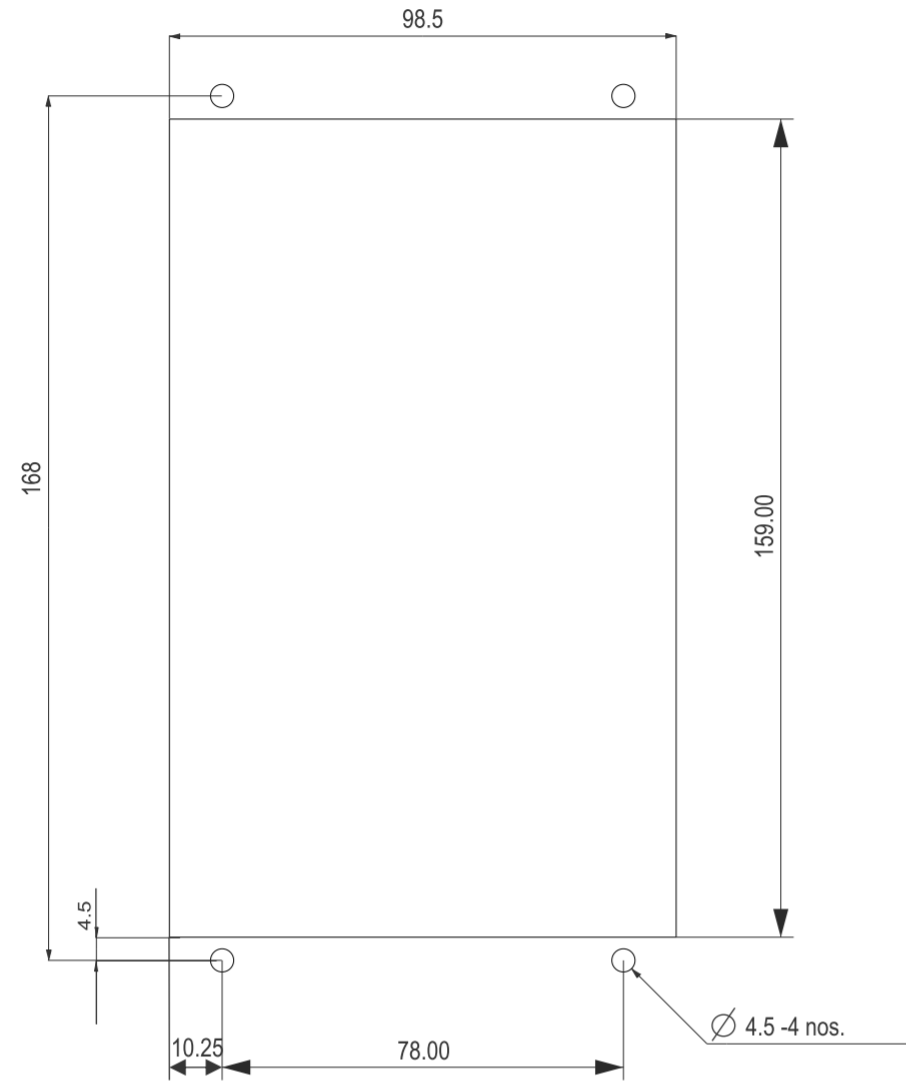


IF IN DOUBT ASK
DO NOT
SCALE

EU EXPORT CONTROLS ECCN: N AL: N
This document is not Export Controlled unless sending to Critical Countries.

**NOT SUBJECT TO UPDATE
ONCE COPIED / PRINTED
OR DOWNLOADED**



NOTE:
THE Ø4.5 HOLES TO BE CLEARANCE AND RELAYS MOUNTED USING M4 MACHINE SCREWS, NUTS AND LOCKWASHERS (SUPPLIED IN PANEL FIXING KIT)

MATERIAL:

Dimensions in millimetres : Surface texture in micrometres. Machine where marked ✓
For explanation of dimensions, tolerances, notes etc. see B.S.308.
Limit on untoleranced unmachined dimensions`
Limits on untoleranced machined dimensions to B.S.4500; i.e. up to 6`0.1; over 30 to 120`0.3; over 315`0.8; over 6 to 30`0.2; over 120 to 315`0.5;
General unmachined angular tolerance`

Finish:
Treatment:

Title:
7SR10 UNPS - PANEL CUTOUT DRAWING

First used on:
Similar Articles:
Supersedes:

SIEMENS PROTECTION DEVICES LTD.

Original Scale:
: NTS

Drg. No.
2995X10028

1	19/07/21	CHANGE NOTED
ISSUE	DATE	NOTED

Copyright © Siemens Protection Devices Ltd. Hebburn

DRAWN	AMAR	CHECKED	DIPU	APPROVED	JAYANT	DATE	19/07/21	IE	OPS	PCP	Purch.Spec.	TQ	EAC	CE	STD	A3
-------	------	---------	------	----------	--------	------	----------	----	-----	-----	-------------	----	-----	----	-----	----