

Control Circuit Protection Supplementary Protection

Additional components for 5SY4, 5SY5 and 5SP4 supplementary protectors

Features

- UL Recognized to UL 1077 (5ST3 010, 011, 012, 020, 021 & 022)
- Individual retrofitting possible
- Assembly via factory-fitted clips
- Short-circuit protection via supplementary protectors of characteristic B or C and $I_n = 6\text{ A}$ or 6 A gL fuses
- Low output versions in accordance with EN 61131-2 for controlling PLCs

Design

Auxiliary switches (AS) and fault signal contacts (FC) (5ST30.0, 5ST30.1, 5ST30.2)

- Min. contact load: 50 mA, 24 V
- Max. contact load:
NO contacts:
2 A, 400 V AC, AC-14
6 A, 230 V AC, AC-14
1 A, 220 V DC, DC-13
1 A, 110 V DC, DC-13
3 A, 60 V DC, DC-13
6 A, 24 V DC, DC-13
NC contacts:
2 A, 400 V AC, AC-13
6 A, 230 V AC, AC-13
1 A, 220 V DC, DC-13
1 A, 110 V DC, DC-13
3 A, 60 V DC, DC-13
6 A, 24 V DC, DC-13
- Connectable to *instabus EIB* and AS-Interface bus via binary inputs

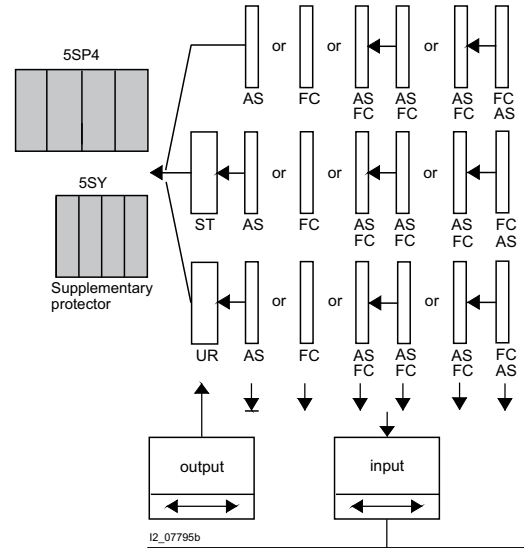
Auxiliary switches (AS) with low output (5ST3013, 5ST3014, 5ST3015)

- Area of application: 1 mA / 5 V DC to 50 mA / 30 V DC

Application

Indication of the supplementary protectors' switching state:

- AS: ON/OFF
- FC: tripped



Selection and ordering data

	MW	Order No.	List Price \$ 1 item	Price group	Weight 1 item kg
	Auxiliary switches (AS) for 5SY4, 5SY5, 5SP4 supplementary protectors				
		1 NO + 1 NC, 0.5	5ST3 010		0.050
		1 NO + 1 NC, low output ¹⁾	5ST3 013		
		2 NO	5ST3 011		
		2 NO, low output ¹⁾	5ST3 014		
	Fault signal contacts (FC) for 5SY4, 5SY5, 5SP4 supplementary protectors				
		1 NO + 1 NC 0.5	5ST3 020		0.050
		2 NO	5ST3 021		
		2 NC	5ST3 022		

¹⁾Not UL Rated.

Control Circuit Protection Supplementary Protection

Additional components for 5SY4, 5SY5 and 5SP4 supplementary protectors

Features


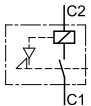
Shunt trips

- Response limits acc. to DIN VDE 0660 Part 100, 7.2.1.4
- Suitable for voltages: 110 to 415 V AC, 110 V AC, 24 to 48 V AC/DC

Application

Remote tripping of the supplementary protectors

Selection and ordering data

		MW	Order No.	List Price \$	Price group	Weight 1 item
				1 item		kg
	Shunt trips (ST) for 5SY4, 5SY5, 5SP4 supplementary protectors 1) 	110-415 V AC 1	5ST3 030			0.098
		24-48 V AC/DC 1	5ST3 031			

Features


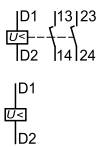
Undervoltage releases

- Response limits acc. to DIN VDE 0660 Part 100, 7.2.1.3
- Suitable for voltages: 230 V AC, 110 V DC, 24 V DC
- Connectable to *instabus EIB* and AS-Interface bus via binary inputs.

Application

- Applicable as remote trip in an EMERGENCY-OFF loop
- Assures disconnection of the control circuit acc. to EN 60 204
- In cases of interrupted or insufficient voltage, the undervoltage release trips the supplementary protector or prevents it from switching on.

Selection and ordering data

		MW	Order No.	List Price \$	Price group	Weight 1 item
				1 item		kg
	Undervoltage releases (UR) for 5SY4, 5SY5, 5SP4 supplementary protectors 1) 	230 V AC 1	5ST3 040			0.115
		110 V DC 1	5ST3 041			
		24 V DC 1	5ST3 042			
		230 V AC 1	5ST3 043			
		110 V DC 1	5ST3 044			
		24 V DC 1	5ST3 045			

1) Not UL/CSA Rated.