

QN10 Relay

A dc neutral, tractive armature relay

siemens.com/mobility

General data

Contact Arrangement: 8F 8B, 10F 6B and 12F 4B


Nominal Rated Voltage: 24V, 36V, 40V, 50V, 72V
and 110 V dc

Approximate Weight: 1.2 kg

Note: Refer to the following data sheets:

- 7-1-1 for general information and contact ratings.
- 7-2-1 for dimensions.
- 8.2 for tools.
- 8.3 for plugboard and connector details.

Refer overleaf for specific data.



Typical Single Coil Relay

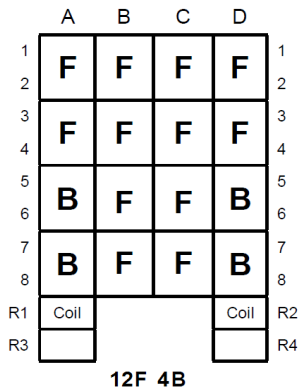

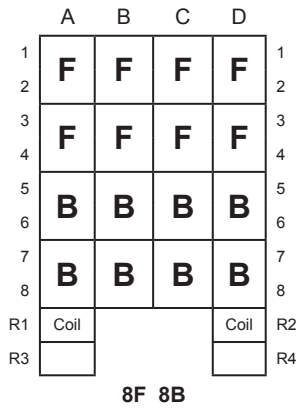
Description

Designed for trainborne service.

In place of the standard securing clip the relay is attached to special anti-vibration brackets. The coil is impregnated to resist the effects of vibration to the windings.

Note: This relay must not be energised from a traction control supply without surge suppression.

Contact layout viewed from rear



EMC Compliance

Q-Relays comply with the relevant emission requirements of EN 55014. It is considered that these relays have inherent immunity to in-service electro-magnetic disturbance.

A Technical Certificate for EU Directive on EMC (89/336/EEC) has been obtained.

Packaging

Q-Relays are packed in a carton holding ten relays; the same container is used for quantities of four to nine relays. Quantities less than four are packed individually in cardboard boxes, as are all train-carried relays. Each container has a bar-coded label affixed to the outside, stating details of the packaged relay(s) and the quantity therein.


Technical data

SIEMENS Part No. (PAD No.)	CONTACT ARRANGEMENT	RATED CURRENT (Vdc)	PIN CODE	COIL RES (OHMS)	WDG SPEC 1/108/-	MAX FULL OP. (V dc)	MIN REL (V dc)	PLUGBOARD	REQD No. OF CONNECTORS J4137/3	REMARKS
B18559/1	8F 8B	50	XCEFJ	1490	117	35	20	J4138/315	34	
B18559/2	8F 8B	40	XCEFK	1050	129	26	5	J4138/316	34	
B18559/3	8F 8B	24	XEGHK	350	155	19.2	3.6	J4138/358	34	
B18559/4	10F 6B	36	ABCDS	600	158	20.5	7	J4138/367	34	
B18559/5	8F 8B	110	BDEKS	5200	178	60	20	J4138/439	34	
B18559/6	8F 8B	72	BDFHS	3500	227	45	20	J4138/481	34	
MAN00000003173	12F 4B	24	SBDGK	350	155	19.2	3.6	MAN00000003908	34	



Un-drilled plugboard
Part No. E7218/1

Representation of Relay, Plugboard and Retaining clip (Clip Part No. J4136/1)



Siemens Mobility Limited
Rail Automation
PO Box 79
Pew Hill
Chippenham
Wiltshire SN15 1JD
UK
www.siemens.com/rail-automation

Printed in the United Kingdom
X342/55/000060 Revision 06

SIEMENS
Ingenuity for life

The information within this document contains general descriptions of the technical options available, which do not always have to be present in individual cases. The required features should therefore be specified in each individual case at the time of closing the contract.